


**Argo 6x6**  
**VANGUARD<sub>2</sub>**



**ARGO**

**VANGUARD2 PARTS  
MANUAL**

**Model No. V696-55**  
**From Serial #SN7841**

## Foreword

**ODG** has prepared this parts manual for the **VANGUARD2** model to assist both qualified mechanics and vehicle owners in ordering correct, quality replacement **ARGO** parts.

Proper and regular service, and replacing old, worn or broken parts with the correct **ARGO** replacement parts, are both essential to prolonging the life of the **ARGO**. Please refer to this parts manual before ordering any replacement part.

All information contained in this **VANGUARD2** Parts Manual is based on the latest product specification available at time of printing. If your **VANGUARD2** differs from the specifications contained in this manual, **contact Ontario Drive & Gear Limited for information.**

**ODG** reserves the right to alter specifications on the **VANGUARD2** model at any time, without obligation or prior notification.

Reproduction of the **VANGUARD2 Parts Manual No. 696-55**, in whole or in part, is prohibited without prior written permission from **Ontario Drive & Gear Limited.**

## Model Identification


**VANGUARD2 - Model No. V696-55**

## Explanation of Parts Manual Format

- |                    |  |
|--------------------|--|
| <b>Ref</b>         | - Reference Number between Assembly Diagram and Component Parts List |
| <b>Part No.</b>    | - Argo replacement part number for identification and re-ordering    |
| <b>Description</b> | - Part Description for identification and re-ordering                |
| <b>Qty</b>         | - Indicates the quantity of a part used in an Assembly               |

# ARGO 6x6

VANGUARD<sub>2</sub>



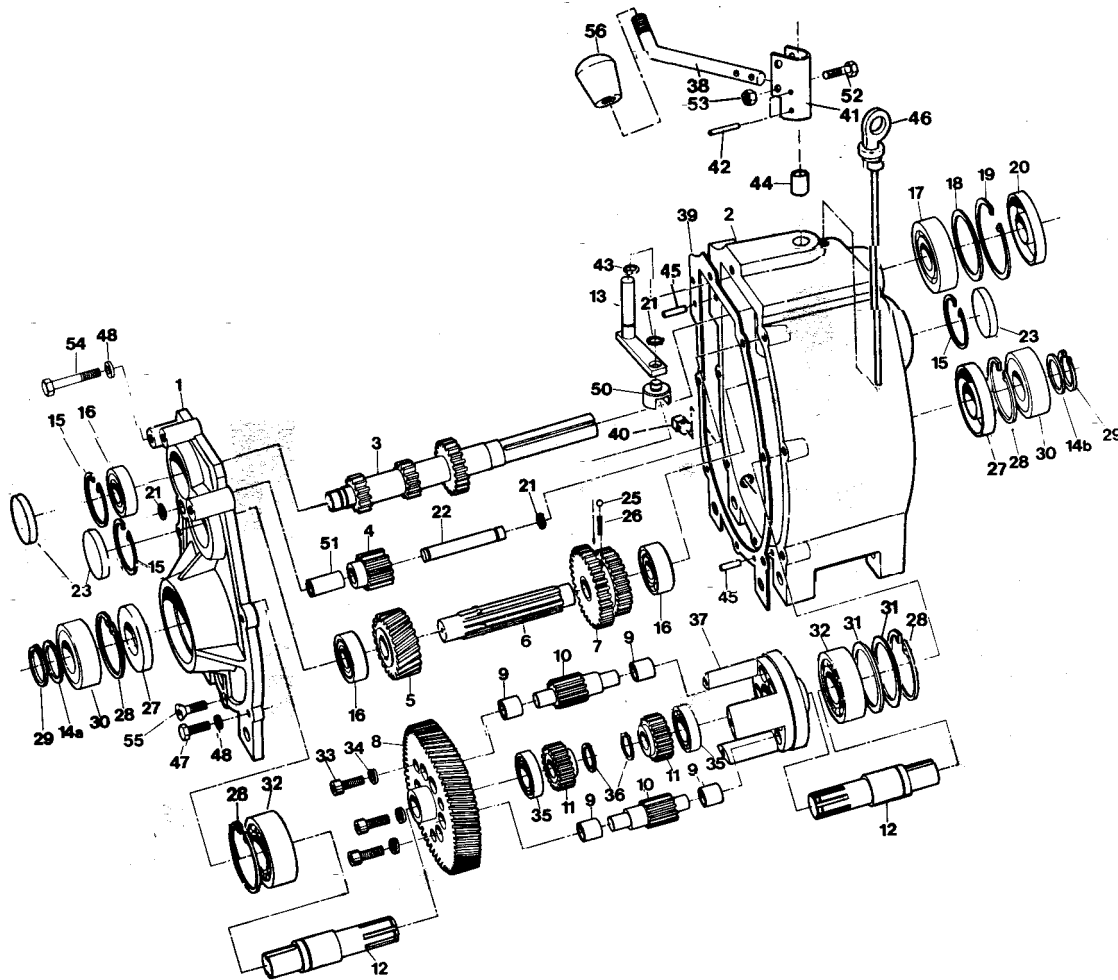
## Using the Parts Manual

Find the major vehicle assembly in the Table of Contents on this page, and turn to that section.

2. Locate the part in the illustration that you wish to order.
3. Refer to the parts list in that section.
4. Find the correct part number (Part No.), part description (Description) and correct quantity (Qty).
5. Use *only* this information to order **ARGO** replacement parts. **DO NOT** attempt to order a replacement part by Ref number or Page number.

## Table of Contents

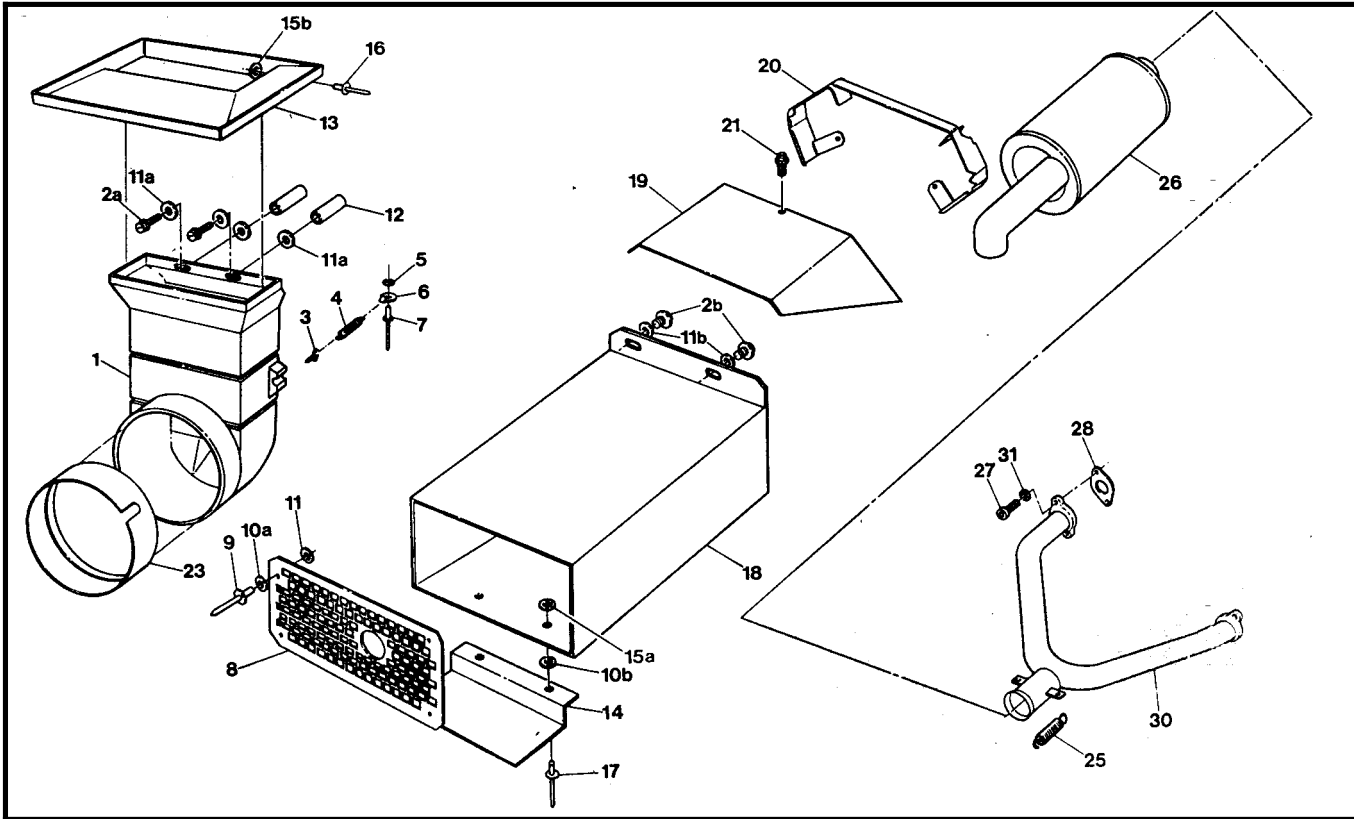
Foreword.....	i
Model Identification .....	i
Using the Parts Manual.....	ii
1.0 Transmission.....	1
2.0 Intake and Exhaust System.....	3
3.0 Clutch System.....	3
<b>4.0</b> Power Pack Assembly.....	5
5.0 Brake System.....	7
6.0 Vehicle Body & Firewall.....	<b>9</b>
7.0 Frame & Drive System.....	11
8.0 Fuel System & Seat Assembly ....	13
9.0 Electrical System.....	15



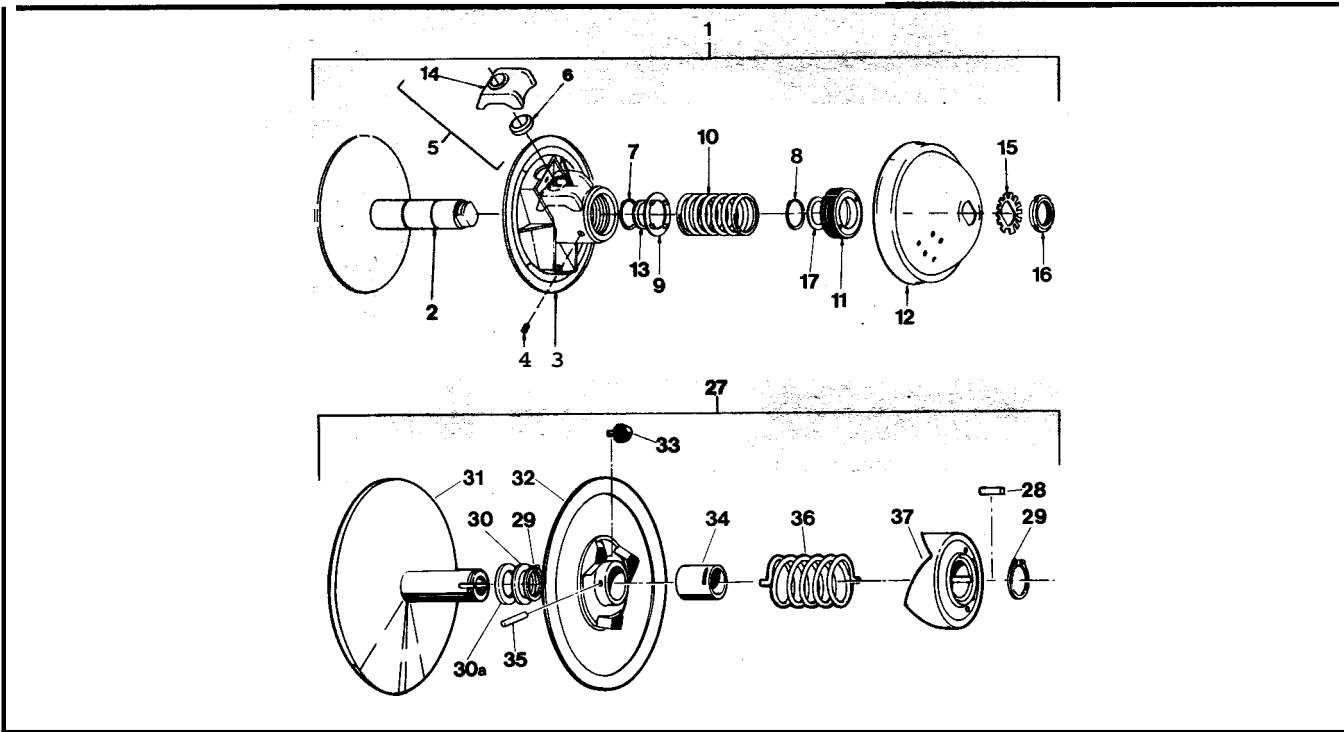
# Vanguard2 Parts Manual

# 1.0 Transmission

Ref	Part No.	Description	Qty	Ref	Part No.	Description	Qty
	• 610-17HU	<b>Transmission Asm - HU,</b> does not include Refs 38, 52, 53 & 56		31	114-01	Washer, Shim .020x2.25x2.81	2
1	34-68	Cover, Transmission	1	32	101-03	Bearing, Ball 6207-C 3	2
2	34-99	Housing, Transmission	1	33	103-04	SHCS, 5/16-18 x 1.00 PL	3
3	34-21	Shaft, Input - 13 / 21 T	1	34	108-02	Lockwasher, Hi-Collar 5/16, PL	3
4	34-16A	Gear, Idler 13 T, incl. bushing incl. Ref. 51	1	35	101-15	Bearing, Ball 6005-C 3	2
5	34-96	Gear, Helical - 26T	1	36	107-04	Retaining Ring N1400-98	2
6	34-94	Shaft, Splined	1	37	34-08	Cage	1
7	34-91	Gear, Double - 26/33 T	1	38	610-67	Shift Lever Rod	1
8	34-43	Gear Plate - 71T	1	39	34-47	Gasket, Cover - 1/64" Thk	1
9	105-03	Bushing, Oilite - AA650	12	40	103-02	Plug, Magnetic 3/8-18 NPT Sq. Hd	1
10	34-13	Gear, Planet -12 T	6	41	34-86	Holder, Shift Lever	1
11	34-14	Gear, Sun - 21 T	2	42	111-01	Pin, Spirol 5/32 x 1.00	2
12	34-81	Shaft, Output	2	43	113-01	O-Ring 012-7147	1
13	34-65	Shifter Asm	1	44	105-02	Bushing, Oilite - AA628	1
14a	114-04	Washer, Shim .040 Thk	1	45	104-03	Pin, Dowel 1/4" x 7/8" long	2
14b	114-05	Washer, Shim .020 Thk	1	46	34-77	Dipstick, with Breather	1
15	106-01	Retaining Ring #5000-187	3	47	103-06	HHCS 5/16-18x1.00 GR5 Zinc	4
16	101-01	Bearing, Ball 6204Z-C 3	3	48	108-05	Lockwasher 5/16 Zinc	7
17	101-16	Bearing, Ball 6206-C3	1	50	34-63	Shift Yoke	1
18	114-02	Washer, Shim 2.062	1	51	105-05	Bushing, Oilite - AA650-3 in Ref. 4	1
19	106-05	Retaining Ring N1300-244	1	52	103-97	HHCS 1/4-20x1.25 GR5 Zc	1
20	102-05	Seal, Oil WBS 30x62x10 NB D/Lip	1	53	117-27	Locknut, Nylon 1/4-20 Zinc	1
21	107-05	Retaining Ring N1400-50	3	54		<b>See Section 4.0 Power Pack Assembly</b>	
22	34-11	Pin, Dowel 1/2 x 3.50	1	55	103-95	FHSC 5/16-18x1.0 GR8 Zinc	1
23	31-07	Plug plate	3	56	126-38	Knob, Shift	1
25	109-05	Ball, Steel 6mm 62-67 Rc	1				
26	34-32	Spring, Compression - 7/32 x .50	1				
27	102-03	Seal, Oil WBS 30x72x10 NB D/Lip	2				
28	106-03	Retaining Ring #5000-281	4				
29	107-02	Retaining Ring N1400-118	2				
30	101-05	Bearing, Ball 6306-2NSL C3	2				



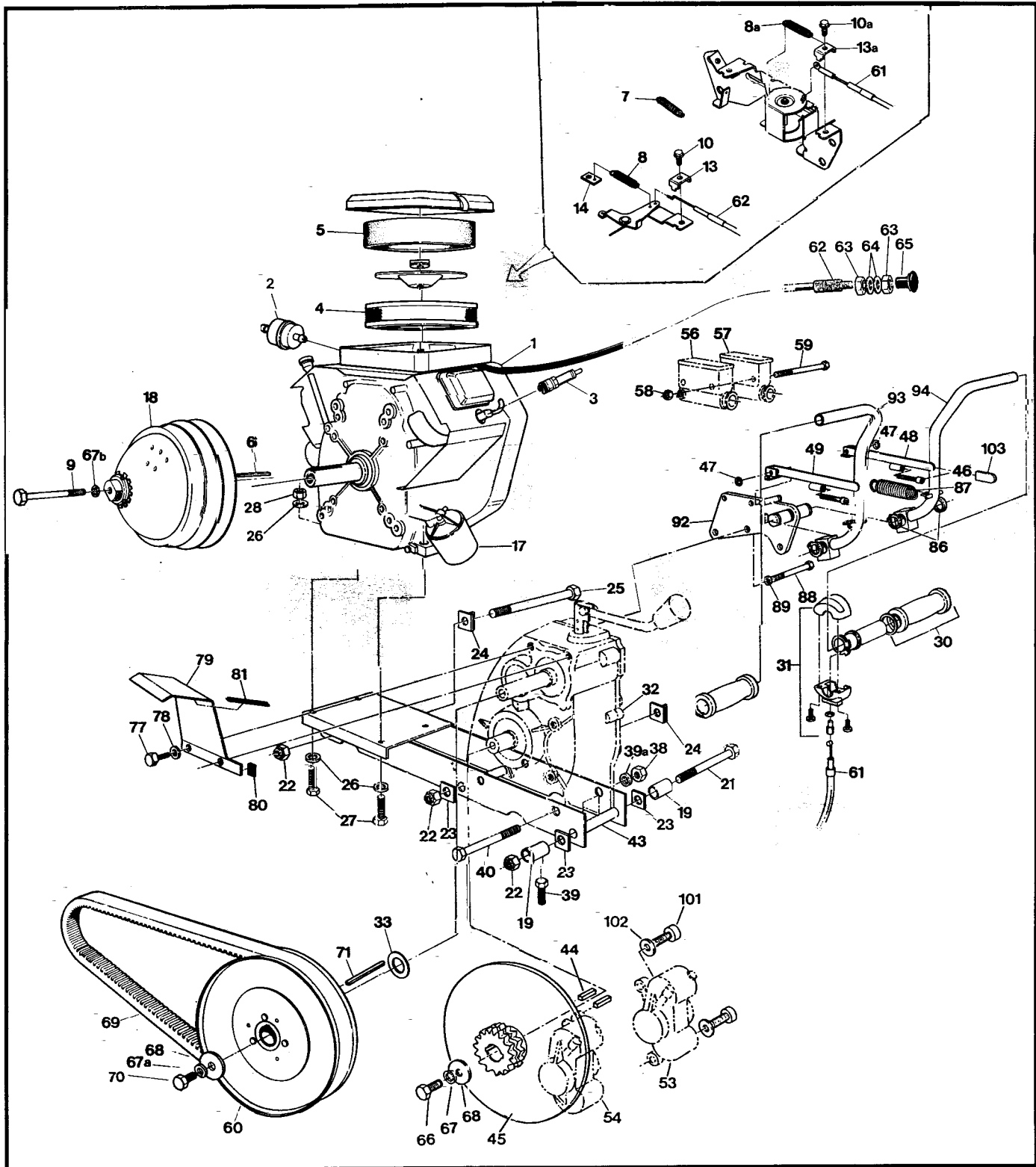
# 3.0 Clutch System



Ref	Part No.	Description	Qty	Ref	Part No.	Description	Qty
1	603-81	Duct, Intake	1	15a	120-05	Washer, .195x.50x.04 Zinc	2
2a	112-48	Screw,T/S HH #14x2.25 ZN	2	15b	120-05	Washer, .195x.50x.04 Zinc	6
2b	103-71	Screw,IHWH T/C 1/4-20x1.25	2	16	120-13	Rivet - 3/16 x 5/8	6
3	103-27	Screw Eye B6, Zinc	1	17	120-13	Rivet - 3/16 x 5/8	2
4	126-01	Spring, Extension - 2.75"	1	18	707-27	Duct, Exhaust - Van55	1
5	120-19	Washer .030x.147x5/16 ZN	1	19	707-26	Cover, Engine Duct	1
6	126-02	Hook, Molly	1	20	707-25	Duct, Engine	1
7	120-01	Rivet, Aluminum 1/8x5/8	1	21	103-11	Screw, IHWH Slot 1/4-20x.50 ZN	3
8	707-29	Screen, Exhaust - Van55	1	23	603-82	Seal	1
9	120-09	Rivet 3/16 x 1	4	25	126-57	spring, Exhaust	2
10a	125-59	Washer, Fibre - .062x.25x.50	4	26	707-15	Muffler, Van55	1
10b	125-58	Washer, Fibre - W-77F	2	27	112-30	SHCS, M8x1.25x20.0 Zinc	4
11	120-05	Washer, .195x.50x.040 Zinc	4	28	805024	Gasket	2
11a	108-08	Washer, 1/4 SAE Zinc	4	30	707-05	Manifold, Exhaust-Van55	1
11b	108-08		2	31	108-02	Lockwasher, Hi-Collar 5/16, PL	4
12	120-29	Spacer, .26 IDx1.12 LG	2				
13	603-89	Duct, Intake Transition - specify colour	1				
14	707-28	Support, Exhaust Duct	1				

### 3.0 Clutch System

Ref	Part No.	Description	Qty	Ref	Part No.	Description	Qty
1	127-37	Clutch, Driver, keyed incl. Refs 2 to 17,PODB0004	1	27	126-24	Clutch, Driven Model "B" SODB0001	1
2	V01L411F	Pulley, Half - Fixed	1			incl. Refs 28 to 37	
3	V021F	Pulley, Half - Sliding	1	28	ASK-5	Key 1/4x1/4x3/4	1
4	V046	Lock Screw (use Loctite 242	1	29	ASR-6	Retaining Ring N1400-150	2
5	V05BMR	Block + 200g Lead Slug Asm -200	3	30	ASA-1	Spacer .050" Thick	as req
6	X-82-200	Slug, Lead 200 g	3	30a	ASA-1-S	Spacer .025" Thick	as req
7	V08	Retaining Ring D1400-350	1				
8	V08C	Retaining Ring N1408-137	1	31	AFK25.4- 250OD01	Pulley, Half - Fixed	1
9	V09	Spring Guide Plate	1	32	CMC-2- 250OD01	Pulley, Half - Sliding incl. Refs. 34 and 35	1
10	V10-48- 108-18	Spring, Blue	1	33	ANS-2-I	Shoe, Cam	3
11	V111	Threaded Cap	1	34	AMB-2	Bushing, Bronze	1
12	V1203BR	Cap, Type "B"	1	35	CCP-2-156	Pin, Spirol	1
13	x-35	Spacer	as				
14	V05BMR	Block, Red	3	36	ACS-3-188	Spring, Blue	1
15	V15	Lockwasher	1	37	AFC-4- C3D4	Cam	1
16	V16	Locknut	1				
17	X-35	Spacer	as req				





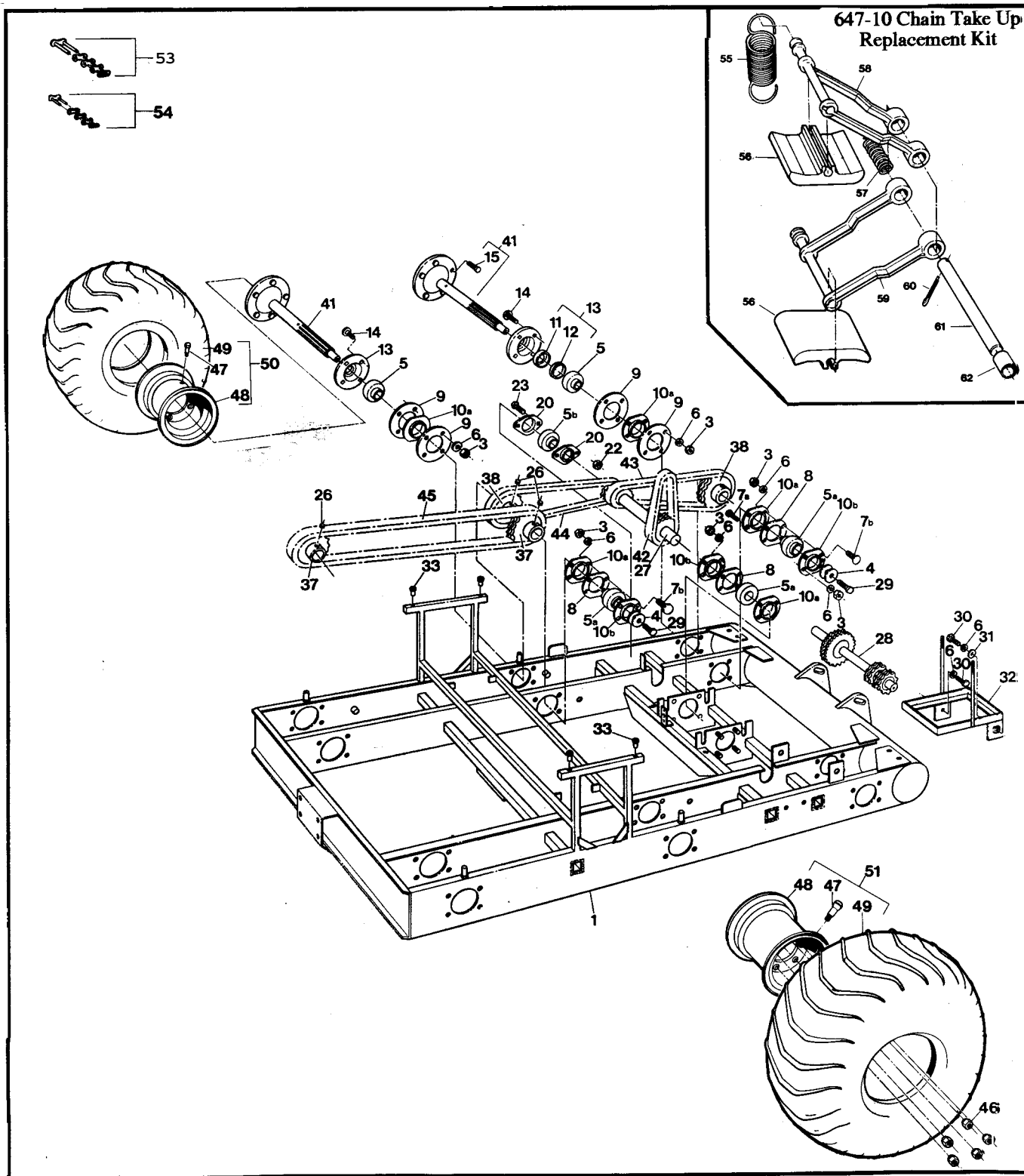
Ref	Part No.	Description	Qty	Ref	Part No.	Description	Qty
1	126-52	Engine - Vanguard V-Twin 16HP incl. refs 2-14, 17 See <b>Section 8.0 Fuel System &amp; Seat Assembly</b>	1	43	611-66	Frame-Power Pack Van55	1
3	126-74	Spark Plug #3926	2	44	110-14	Key 1/4x1/4x1.25	4
4	394018	Cartridge - Air Cleaner (BS#)	1	45	610-24H	Brake Disc-#40-2x15T w/hok	2
5	271271	Element - <del>Air</del> Cleaner (BS#)	1	46	103-69	SHCS 1/4-20x1.50 Zinc	2
6	110-03	Key 1/4x3/16x2.375 RC46	1	47	113-02	O-Ring #106-7147	2
7	127-31	Spring, Governor - Green	1	48	810-20	Lever Assem., Brake - RH	1
8	125-88	Spring, Return	1	49	810-21	Lever Assem., Brake - LH	1
8a	125-88	Spring, Return	1				
9	112-28	HHCS, 3/8-24x4.5 GR5 Zinc	1	53 to		See <b>Section 5.0 Brake System</b>	
10	805169	Screw-Hex Head (BS #)	1	57			
10a	805169	Screw-Hex Head (BS #)	1	58	117-27	Locknut, Nylon 1/4-20Zinc	2
13	805170	Clamp - Casing (BS#)	1	59	103-66	HHCS 1/4-20x4.00 Gr5 Zinc	2
13a	805170	Clamp - Casing (BS#)	1	60		See <b>Section 3.0 Clutch System</b>	
14	601-86	Clip, Retainer	1	61	612-93	Cable Asm, Throttle - Van55	1
17	126-95	Filter, Oil	1	62	612-92	Cable Asm, Choke - Van55 incl. 63	1
18		See <b>Section 3.0 Clutch</b>		63		Jam Nut, 5/16-24, Part of 62	2
19	811-14	Spacer	2	64	108-24	Washer 5/16 SAE Zinc	2
21	103-37	HHCS 5/8-18x10.00 Gr5 Zc	1	65	126-75	Knob, Choke - Black	1
22	117-56	Locknut, Nylon 5/8-18 Zinc	3	66	103-18	HHCS 3/8-24x1.25 GR5Zinc	2
23	811-09	Washer, Square .64ID	3	67	108-06	Lockwasher, 3/8 S/R, Zinc	2
24	811-10	Washer Asm, Square	2	67a	108-06	Lockwasher, 3/8 S/R, Zinc	1
25	103-52	HHCS 5/8-18x7.50 Gr5 Zc	2	67b	108-06	Lockwasher, 3/8 S/R, Zinc	1
26	108-24	Washer 5/16 SAE Zinc	8	68	108-18	Washer 13/32x1.375x11GA	3
27	112-27	HHCS 5/16-18x1.75 GR5ZN	4	69	125-56	Drive Belt	1
28	117-21	Locknut, Nylon 5/16-18 Zinc	4	70	103-34	HHCS 3/8-16x1.25 GR5Zinc	1
30	127-35	Grips, Molded Set	1	71	110-09	Key 1/4x1/4x3.0	1
31	100-57	Throttle Twist Grip	1	77	103-17	HHCS 3/8-16x1.00 GR5Zinc	2
32		See <b>Section 1.0 Transmission</b>		78	108-26	Washer 3/8 Zinc	2
33	108-36	Washer .06x1.00x1.375Zinc	as req	79	603-29	Guard, Belt Protect	1
38	117-06	Nut, Fin Hex 1/2-13Zinc	2	80	601-92	Vinyl Trim, 1.5"	1
39a	108-07	Lockwasher 1/2 Zinc	2	81	601-93	Vinyl Trim - 4.25"	1
40	103-20	HHCS 1/2-13x6.50 GR5Zinc	2	86	106-07	Retaining Ring N1400-75	4
				87	127-33	Spring, Extension - Strg Lever	2
				88	103-55	HHCS 5/16-18x2.75 Gr5 Zc	3
				89	108-05	Lockwasher 5/16 Zinc	3
				92	812-01	Bracket Asm, Steering	1
				93	812-19	Lever Asm, Steering - LH	1
				94	812-18	Lever Asm, Steering - RH	1
				101	103-41	SHCS, 3/8-16x1.25 Zinc	4
				102	108-23	Washer 3/8 SAE Gr8 - Dich	4
				103	125-89	Cap, Vinyl - Black	2



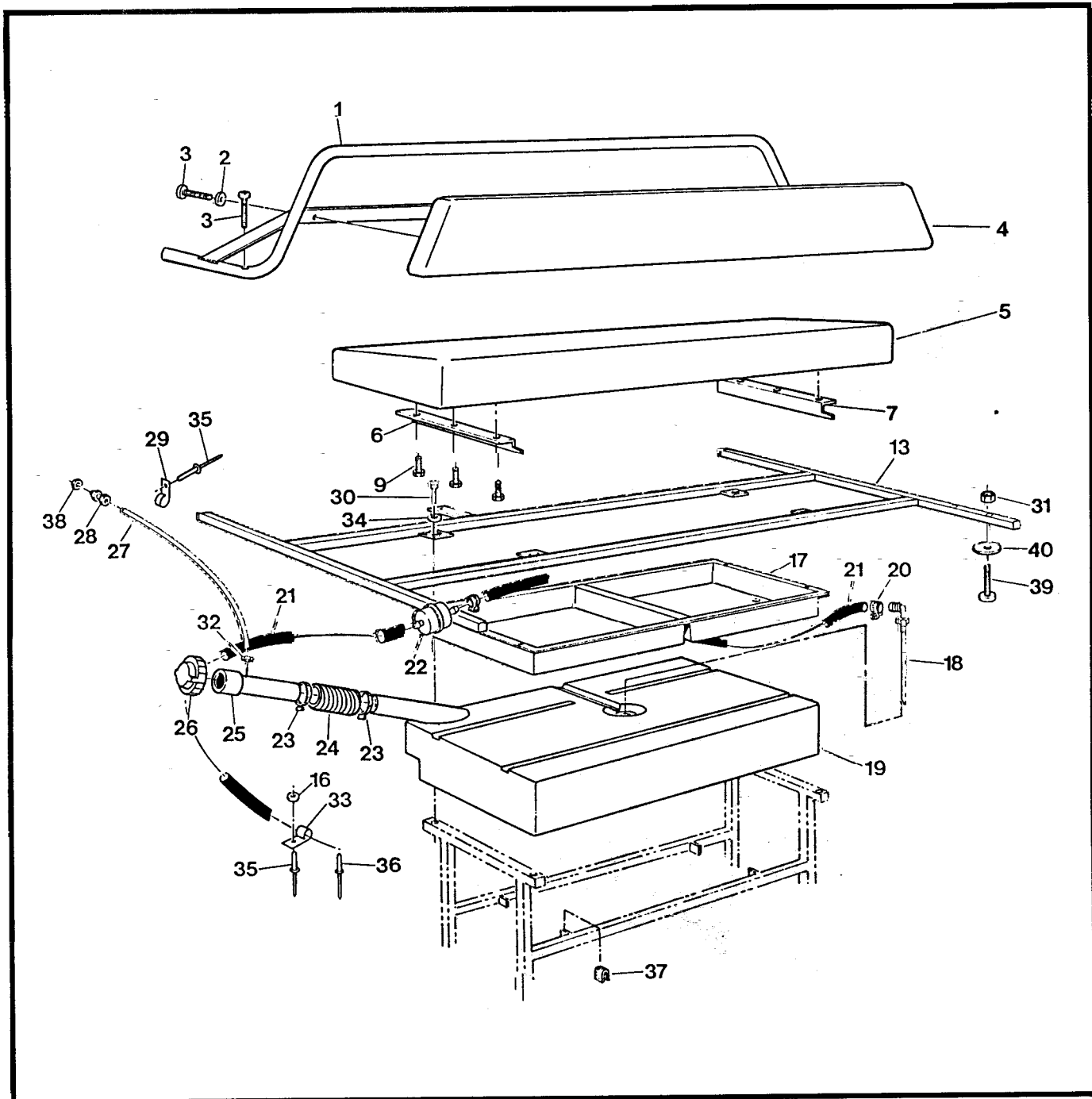
Ref	Part No.	Description	Qty	Ref	Part No.	Description	Qty
1	166-05	Caliper Asm, Brake - L (incl. Refs 5 to 13)	1	37	668-03	Brake Cooling Kit-Vanguard: (incl. Refs 38 to 62)	1
2	166-06	Caliper Asm, Brake - R (incl. Refs 5 to 13)	1	38	100-62	Switch, Light	1
3	161-01	O-Ring Kit, Caliper (incl. Refs 5 & 6)	2	39	125-92	Adpt. & Mounting Kit (incl. Refs 43 to 50)	
5		Seal, Rubber-5mm (see Ref 3)	1	40	125-91	Blower Fan	1
6		Seal, Piston-41mm (see Ref 3)	2	41	120-13	Rivet 3/16"x5/8	4
7	168-05	Piston 41mm	2x2	42	613-05	Wire Harness	1
8	170-01	Brake Pad Set(4)-Non-asbestos	1	43		Mounting Bracket	1
9	168-20	Plug, Rubber	1x2	44		Nut, #10-32	1
10	168-03	Screw, Bleeding M10x1.0	1x2	45	See	Lockwasher, 3/16"	1
11	168-04	Ball, Check - 7/32 Dia.	1x2	46	125-92	Screw, #10-32 x 2"	1
12	160-41	SHCS M10x1.5x50mm Zinc	2x2	47	above	Nut, 1/4-20	2
13	168-06	Pin, Cotter M3.2x50mm	2x2	48		Lockwasher, 1/4"	2
14	160-44	Bolt, Banjo-M10x1.0x 21.0 zinc	4	49		Screw, 1/4-20x 5/8"	2
15	160-01	Washer, Copper - 1.5x10.0x 14.0	8	50		Adaptor, 3" dia.	1
16	163-01	Hose Asm,Hydraulic-300mm	1x2	52	125-35	Clamp, Gear 3.50 HF-52	3
17	165-06	Master Cylinder, (incl. Refs 19 to 21, 24 to 28, 63 & 64)	1	53	126-37	Hose, Intake 3" dia. x 36"	1
18	165-05	Master Cylinder, (incl. Refs 19 to 21, 24 to 28, 63 & 64)	1	54	601-89	Intake Flange (specify clr)	1
19	160-42	FHMS M5x0.8x6mm	2x2	55	126-61	Intake Screen	1
20	168-08	Cover	1x2	56	103-48	Pan HD Phil T/S #10x5/8 AB zinc	4
21	168-09	Cover, Rubber	1x2	57	127-39	Brake Cool Air Duct	1
22		<b>See Section 4.0 Power Pack Assembly</b>		58	108-03	Lockwasher 1/4 Split Ring	2
24	162-02	Spring, Return	2x2	59	112-19	Screw, IHWH T/C Slot 1/4-20x1/2	2
25		Seal, Primary, 19mm (See Ref. 30)	1x2	60	668-11	Mounting Bracket - Duct	1
26	168-10	Piston 19mm dia.	2x2	61	118-02	Terminal, Male-#76-1251	1
27		Seal, Secondary, 19mm (See Ref. 30)	2x2	62	118-03	Terminal, Female - #76-1285	1
28		Boot, Rubber, (See Ref. 30)	1x2				
30	161-25	O-Ring Kit-Master Cylinder (incl.Refs 25, 27 & 28)	1x2				
31	812-13	Pin Asm, Plunger-Adjustable	2				
32	812-17	Pin Stop	2				
33	112-02	SHSS 10-24x1/4 Cone PT,PL	4				
34	126-19	Fluid, Brake-Silicon Dot 5 - .35L					



Ref	Part No.	Description	Qty	Ref	Part No.	Description	Qty
1	601-32	Body + Hood, Upper-VAN55 Replacement, specify colour (incl. Ref. 5, 11, 12, 13, 14, 15)	1	34	603-90	Floor Pan, Front 6x6 specify colour	1
2	603-42	Body, Lower - 6x6, specify colour	1	35	603-03	Floor Pan, Rear 6x6 specify colour	1
3	127-28	Plug, Nylon - Black	1	36a	120-04	Washer, .195IDx.50ODx.08 Zc	46
4	601-05	Bumper, Vinyl - 6x6	1	36b	120-05	Washer, .195x.50x.04 Zc	2
5	602-37	Hood Assem. - VAN55 specify colour, (incl. 9 & 10)	1	37	126-60	Vinyl Strip 1/2"x1/4"x37.5"	1
7	602-28	Hinge Clip, Hood	2	39	100-16	Clip, Hitch Pin 1.625 Zinc	4
8a	120-13	Rivet 3/16x5/8	4	40	100-18	Plug, Drain 5/8" x 13/32"	2
8b	120-13	Rivet 3/16x5/8	18	41	601-03	Seat, Rear LH - 6x6	1
8c	120-13	Rivet 3/16x5/8	5	42	601-02	Seat, Rear RH - 6x6	1
9	126-10	Wing Stud	2	43	603-15	Washer, Plastic	2
10	126-09	Grommet, Alum. #GH-7	2	44a	108-08	Washer, 1/4 SAE Zinc	2
11	602-24	Hood Support Assembly	1	45	103-08	HHCS 1/4-20x1.00 Zinc	2
12	120-15	Rivet, 1/8x7/16	4	50	126-72	Plate, Holding Brake	1
13	601-69	Spring Plate	1	51	126-65	Shifting Plate	1
14	126-11	Spring	2	52	127-26	Steering Lever Plate & Winch	1
15	112-19	Screw, IHWH T/C Slot 1/4-20 x 0.5"	2	53	126-67	Floor Pan Plate	1
16	602-29	Brace, Dash	1	54	126-68	Operation Plate	1
17	601-08	Vinyl Trim, 84"	1	55	126-69	Fuel Plate	1
18	601-09	Vinyl Trim, 28"	2	56	126-70	Vehicle Capacity Plate	1
19	626-10	Hitch Kit (Opt.)	1	57		Vehicle ID Plate	1
25	117-44	T-Nut 1/4-20 PL	4	58		U.S. Plate, Non-U.S. Argos only	1
26	120-24	Rivet, Alum. 3/32x3/8 - all plates	24	59	126-80	Plate, Capacity - 6 whl.	1
27a	120-09	Rivet, 3/16x1	46	60	126-73	French Decals, inc. 51-58 available as set only	1
27b	120-09	Rivet, 3/16x1	12	61	125-41	Dash Handle, incl. 62	1
28	601-44	Nameplate, "Argo"	1	62		Plug cap, avail. only with 61	2
28a	127-41	Nameplate, 6x6 Vanguard2	2	63	117-10	Locknut, Nylon #10-24 Zinc	2
31	609-33	Firewall	1	64	126-88	Bumper, Rubber	1
32	125-84	Grommet, Rubber	1	65	103-25	PHMS #10-24x3/4" Zinc	2
				66	103-24	OHPS T/S #6x1.00 Zinc	8
				67	601-21C	Headlight Rim	2
				68		See Section 9.0 Electrical System	
				69	601-16	Headlight Molding	2
				73	117-15	Nut, Fin. Hex 3/8-16 Zinc	1
				74	602-27	Support, Adjustable	1
				75	103-89	C/Bolt 3/8-16x.75 Gr2 Zinc	1
				76	108-06	Lockwasher, 3/8 S/R, Zinc	1
				80	127-01	Reflector, Red	2
				81	103-48	Pan HD PHIL T/S #10x5/8 AB Zinc	4



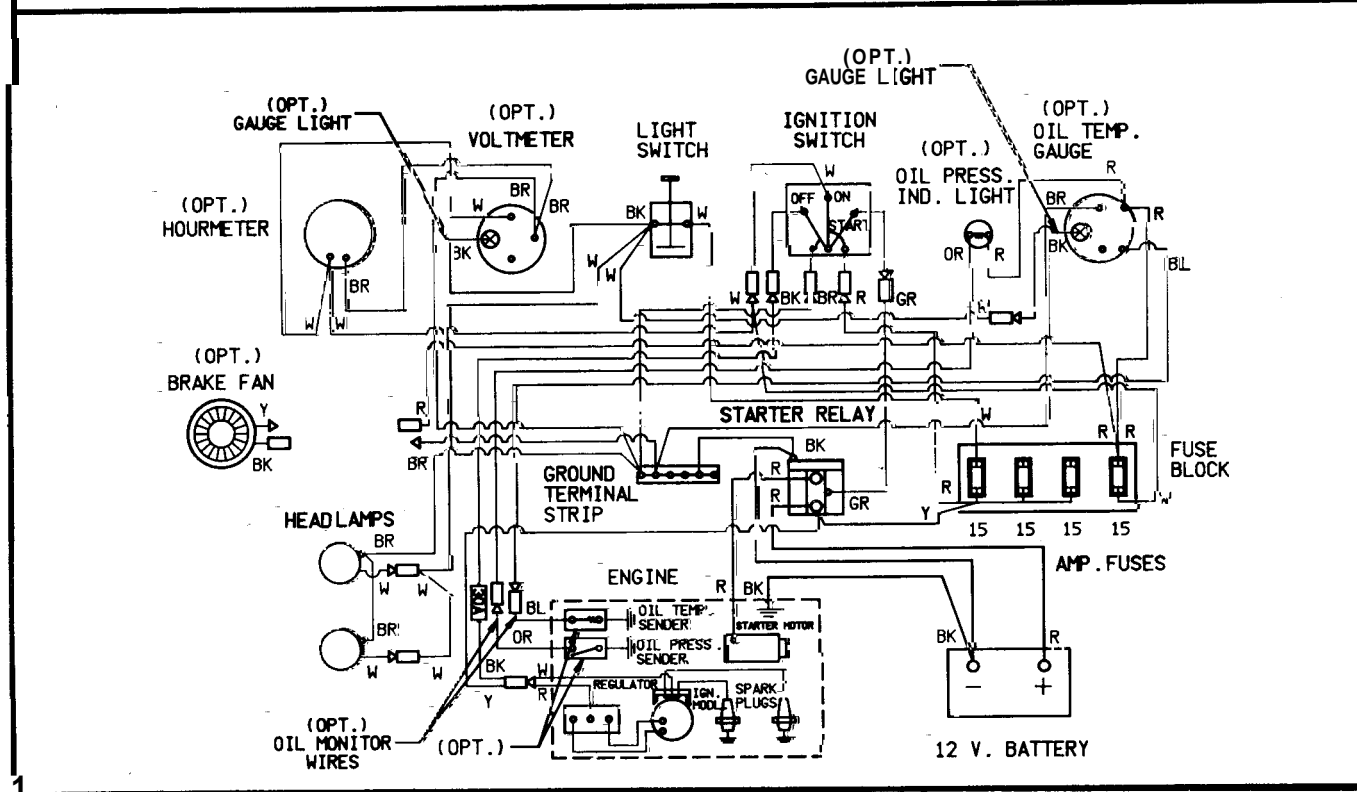
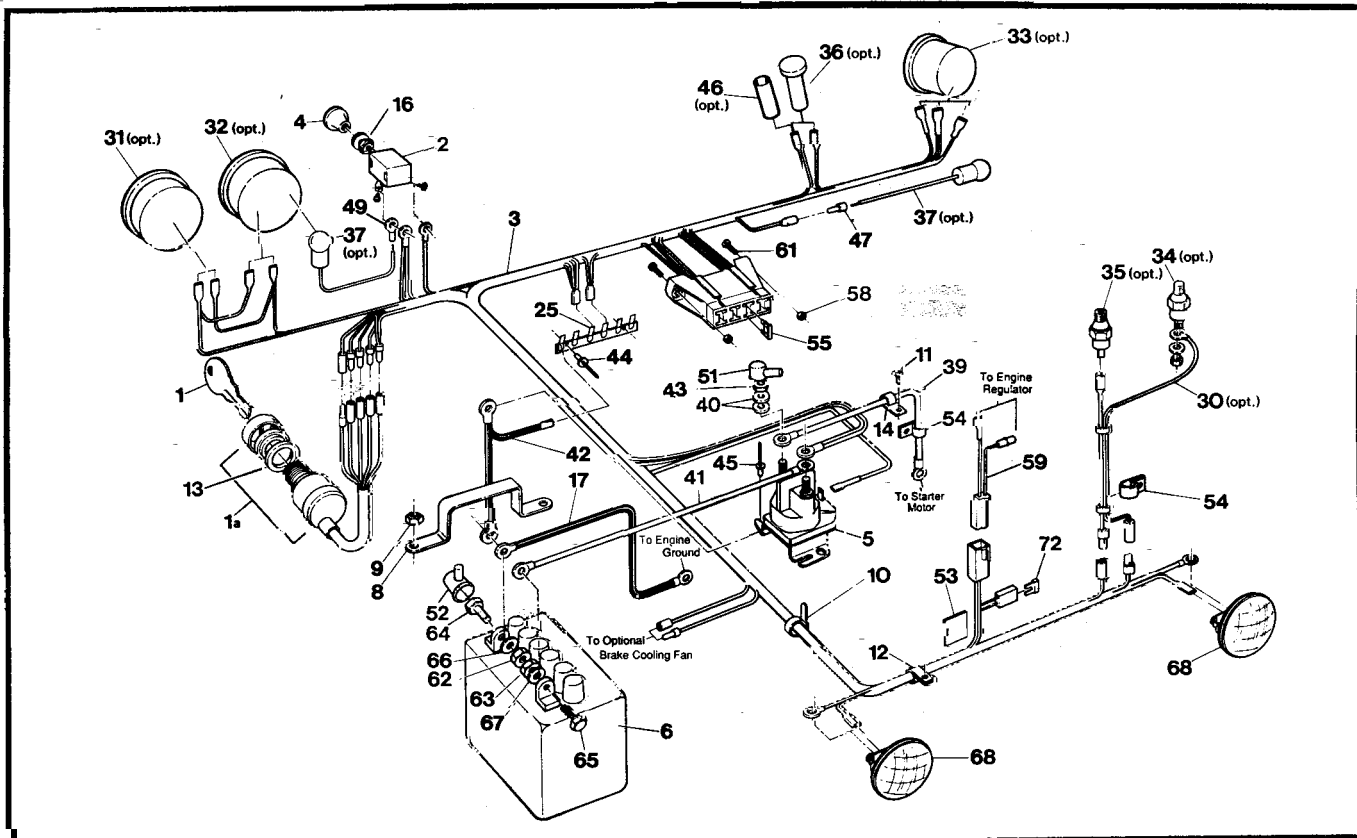
Ref	Part No.	Description	Qty	Ref	Part No.	Description	Qty
1	606-50	Frame Asm - 6x6 Van55	1	37	810-29	Sprocket, M/R Axle - 19T	4
3	117-15	Nut, Fin Hex 3/8-16 Zinc	56	38	810-28	Sprocket, Front Axle - 24T	4
4	108-46	Washer 13/32x1.375 Hi-Carb	12	41	810-75	Axle Asm (incl. Ref 15)	6
5	101-35	Bearing, Ball UC206A-20	6	42	603-22	Chain, Idler RC40-2x46P (incl. Ref 54)	2
5a	101-41	Bearing, Ball UC206A-16	8	43	603-17	Chain, RC50-2x42P-Frt. (incl. Ref 53)	2
5b	101-30	Bearing, Ball 1.0 Setscrew	2	44	603-20	Chain, RC50-2x70P-Mid. (incl. Ref 53)	2
6	108-06	Lockwasher, 3/8" S/R Zc	58	45	603-21	Chain, RC50-2x96P-Rear (incl. Ref 53)	2
7a	103-17	HHCS 3/8-16x1.00 GR5 Zc	2	46	117-35	Nut, Wheel 7/16-20 Zinc	5x6
7b	103-88	C/Bolt 3/8-16x1.00 GR5 Zc	22	47	125-26	Valve, Tire (See Ref. 48)	6
8	605-99	Gasket, Flange	8	48	125-15C	Rim, 8x7-5 Bolt c/w valve (incl. Ref 47)	6
9	605-89	Gasket, Outer Brg Flange	12	49	126-96	Tire, Goodyear Runamuk 22x10-8	6
10a	605-63	Flange, Bearing - Outer	14	50	126-98C	Tire & Rim Assem. - LH (incl. Refs 48 & 49)	3
10b	101-20	Flange Assem., Bearing	8	51	126-97C	Tire & Rim Assem. - RH (incl. Refs 48 & 49)	3
11	102-14	Seal, Oil CR#12361	6	53	100-96	Con. Link, RC50-2 H.D.	1x6
12	102-15	Seal, Oil CR#12379	6	54	100-97	Con. Link, RC40-2 H.D.	1x2
13	605-97	Flange Assem., Outer (uses Ref. 11 & 12)	6	55	125-61	Spring, Tensioner	1x4
14	112-39	C. Bolt, 3/8-16x1.75" GR5 Zc	24	56	603-61	Slider Block	2x4
15	103-80	Stud, Wheel 7/16-20x1.125	5x6	57	125-78	Spring, Spacer	1x4
20	101-14	Flangette - 2 Hole - Trim 1"	4	58	603-77	Upr Chn Tensioner Arm	1x4
22	117-04	Locknut, Nylon 5/16-24 Zinc	4	59	603-76	Lwr Chn Tensioner Arm	1x4
23	103-46	HHCS 5/16-24x1.00 GR5 Zc	4	60	100-01	Pin, Cotter 1/8x1.5" Zinc	1x4
26	112-03	SHSS 5/16-18x3/8 1/2 DOG,PL	6	61	603-78	Pivot Pin	1x4
27	606-30	Idler Asm - L 4x11T 2x24T	1	62	603-66	Spacer, .500 ID x .625 lg	1x4
28	606-31	Idler Asm - R 4x11T 2x24T	1	.	647-10	Chain Take Up Replacement Kit (incl. Refs 55 thru 62 as shown)	4
29	112-31	HHCS 3/8-16x1.0 2B GR8 Zc	6				
30	112-14	HHCS 3/8-16x.750 Gr5 Zc	2				
31	108-15	Washer 3/8 SAE Zinc	1				
32	604-84	Frame Asm. - Battery	1				
33	117-64	Insert, 1/4-20	4				





# Vanguard2 Parts Manual 8.0 Fuel System and Seat Assembly

Ref	Part No.	Description	Qty	Ref	Part No.	Description	Qty
1	803-50	Handrail Assembly	1	21	608-42	Fuel Hose, 110"	1
2	108-03	Lockwasher, Split Ring 1/4"	4	22	125-64	Fuel Filter, G 81-4	1
3	112-41	PHMS, PHIL 1/4-20x1.250Zc.	6	23	100-12	Clamp, Gear 2.25" HF36	2
4	608-39	Back Pad Assembly	1	24	125-94	Hose, Filler	1
5	608-43	Seat, Bench	1	25	126-47	Fuel Neck Assembly	1
6	608-30	Angle, <b>Left</b>	1	26	126-46	Cap, Fuel	1
7	608-31	Angle, Right	1	27	126-77	Hose, Vent 93" 6x6	1
9	103-72	Screw, <b>THWHT/C</b> Slot 1/4-20x3/4	6	28	126-50	Male Connector, 1/4"	1
13	804-17	Frame Assembly, Seat	1	29	126-94	Clamp, Nylon Wire, 1/4"ID	4
16	120-04	Washer, .195IDx.50ODx.08	2	30	112-04	HHCS 1/4-20x3/4 Gr 2 Zinc	4
17	608-32	Tool Box	1	31	117-10	Locknut, Nylon #10-24 Zinc	12
18	608-28	pickup Assembly, Fuel (See Ref. 19)	1	32	126-62	Clamp, Gear 1/4" 2-Ear #050	1
19	608-24	Tank, Fuel 32 litre (incl. Ref. 18)	1	33	126-93	Clamp, Nylon Wire, 1/2" ID	2
20	100-70	Clamp, Gear 1/2" HF4	4	34	108-08	Washer, .28x.62x.04 Zinc	4
				35	120-09	Rivet, 3/16 x 1	6
				36	120-13	Rivet, 3/16x5/8	2
				37	702-06	Foam Cushion	4
				38	117-54	<b>Locking</b> PAL Nut, 1/2-20Zc	1
				39	112-07	RHMS, 10-24x 1.25 Zinc	12
				40	108-42	Washer, .062x7/32x1.00 Zc	12



Ref	Part No.	Description	Qty	Ref	Part No.	Description	Qty
1	100-39A	<b>Key</b>	1	41	613-26	Power Cable	1
1a	126-17	Ignition Switch, incl. Ref 1	1	42	613-58	Ground Wire	1
2	100-62	Switch, Light	1	43	117-20	Nut, Fin. Hex, 1/4-20 Zinc	2
3	613-55	Main Wire Harness, incl. Fuse Holder	1	<b>44</b>	120-15	Rivet, 1/8x7/16	2
4	126-76	Knob, Light	1	45	120-13	Rivet, 3/16x5/8	2
5	613-68	Starter Relay	1	46	118-48	Heat Shrink, 2 x 1/2 (opt.)	1
<b>6</b>	100-25	Battery, P-22NF245TL	1	47	118-02	Terminal, Male-#76-1251-88	1
8	604-52	Battery Retaining Bracket	1	49	118-30	Terminal, Eye - #10	1
9	117-21	Locknut, Nylon 5/16-18 Zinc	2	51	613-45	Terminal Insulator (6 ga.)	1
10	100-64	Tie Rap, 5.5" - Black	10	52	613-46	Terminal Insulator (2 ga.)	1
11	103-48	Pan HD PHIL T/S #10x5/8 AB Zinc	1	53	702-06	Foam Cushion	2
12	126-93	Clamp, Nylon Wire -1/2" ID	12	54	126-83	Clip, Hose 5/16 <b>I.D.#C-950PC</b>	2
13	108-57	Washer, 3/4" ID, Tooth Lock	1	55	118-49	Fuse, 15 Amp, 2-prong ( <b>AT015</b> )	4
14	126-94	Clamp, Nylon Wire - 1/4" ID	1	58	117-10	Locknut, Nylon #10-24 Zinc	2
16	108-55	Lockwasher, Ext. Tooth 7/16	1	59	613-33	Harness, Regulator	1
17	613-18	Ground Wire	1	61	103-25	PHMS, #10-24x.750 Zinc	2
25	613-37	Ground Terminal Strip	1	62	117-2C	Nut, <b>Fin. Hex</b> 1/4-20 Zinc	1
30	613-38	Oil Monitor Wires (opt.)	1	63	117-03	Nut, Fin. Hex 5/16-18 Zinc	1
31	632-15	Hourmeter, #56548- 10 (#876EM) (opt.)	1	64	112-04	HHCS, 1/4-20x3/4" GR2 Zc	1
32	633-1C	Voltmeter, #07583-15 (#830EM) (opt.)	1	65	112-01	HHCS, 5/16-18x.750 GR5Zc	1
33	634-11	Oil Temp. Gauge #07556-88 (#828EM) (opt.)	1	66	108-08	Washer, 1/4 SAE Zinc	1
34	634-12	Oil Temp. Sender #02024-00 (opt.)	1	67	108-24	Washer, 5/16" SAE Zinc	1
35	12.099.06	Oil Pressure Switch, 6 psi (opt.) (Kohler #)	1	68	100-32	Headlamp	2
36	634-08	Engine Oil Pressure Light (opt.)	1	72	118-51	Fuse, 30A 2-prong (AT030)	1
37	634-1C	Light Kit, #06215-00 5/8" dia., <b>see</b> Ref. 32,33 (opt)	2				
39	613-49	Cable Starter	1				
40	108-02	Lockwasher, 1/4 Zinc	2				

# **ARGO Products Manufactured by:**

**Ontario Drive & Gear Limited**

P.O. Box 280, Bleams Road

New Hamburg, Ontario


CANADA NOB 2G0

Phone: (519) 662-2840

Fax: (519) 662-2421

**ODG** *Dedicated to quality and performance*

**Argo 6x6**  
**VANGUARD<sub>2</sub>**



**ARGO**

**VANGUARD2**  
**PARTS MANUAL**

**Model No. V697-55**  
**From Serial #SN8138**

# Foreword

**ODG** has prepared this parts manual for the **VANGUARD2** model to assist both qualified mechanics and vehicle owners in ordering correct, quality replacement **ARGO** parts.

Proper and regular service, and replacing old, worn or broken parts with the correct **ARGO** replacement parts, are both essential to prolonging the life of the **ARGO**. Please refer to this parts manual before ordering any replacement part.

All information contained in this **VANGUARD2** Parts Manual is based on the latest product specification available at time of printing. If your **VANGUARD2** differs from the specifications contained in this manual, **contact Ontario Drive & Gear Limited for information.**

**ODG** reserves the right to alter specifications on the **VANGUARD2** model at any time, without obligation or prior notification.

Reproduction of the **VANGUARD2 Parts Manual No. 697-55**, in whole or in part, is prohibited without prior written permission from **Ontario Drive & Gear Limited.**

## Model Identification

**VANGUARD2 - Model No. V697-55**

## Explanation of Parts Manual Format

Reference Number between Assembly Diagram and Component Parts List


**Part No.** - Argo replacement part number for identification and re-ordering

**Description** - ~~Part~~ Description for identification and re-ordering

Indicates the quantity of a part used in an Assembly

# ARGO 6x6

VANGUARD<sub>2</sub>

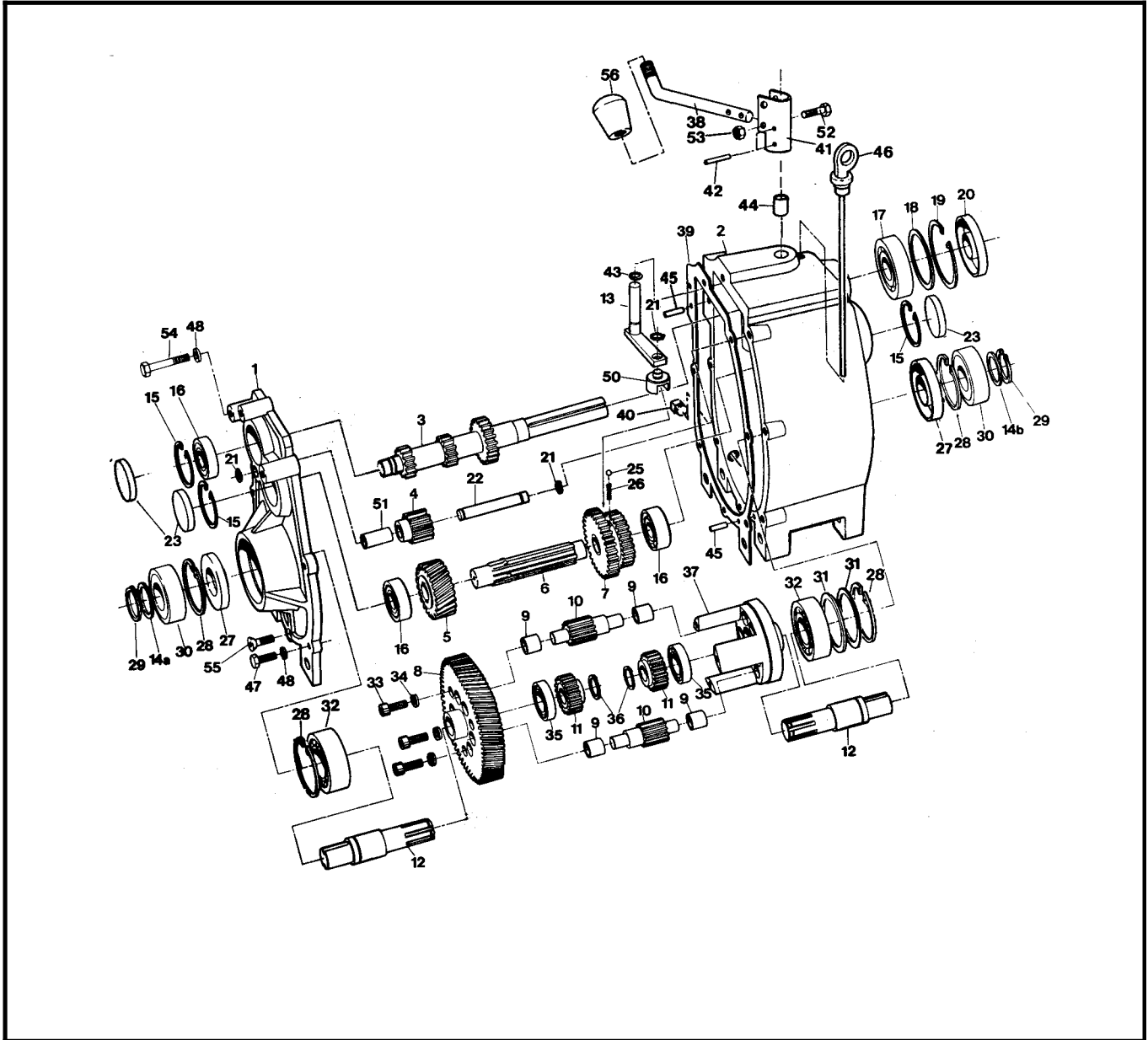


## Using the Parts Manual

1. Find the major vehicle assembly in the Table of Contents on this page, and turn to that section.
2. Locate the part in the illustration that you wish to order.
3. Refer to the parts list in that section.
4. Find the correct part number (Part No.), part description (Description) and correct quantity (Qty).
5. Use only this information to order ARGO replacement parts. DO NOT attempt to order a replacement part by Ref number or Page number.

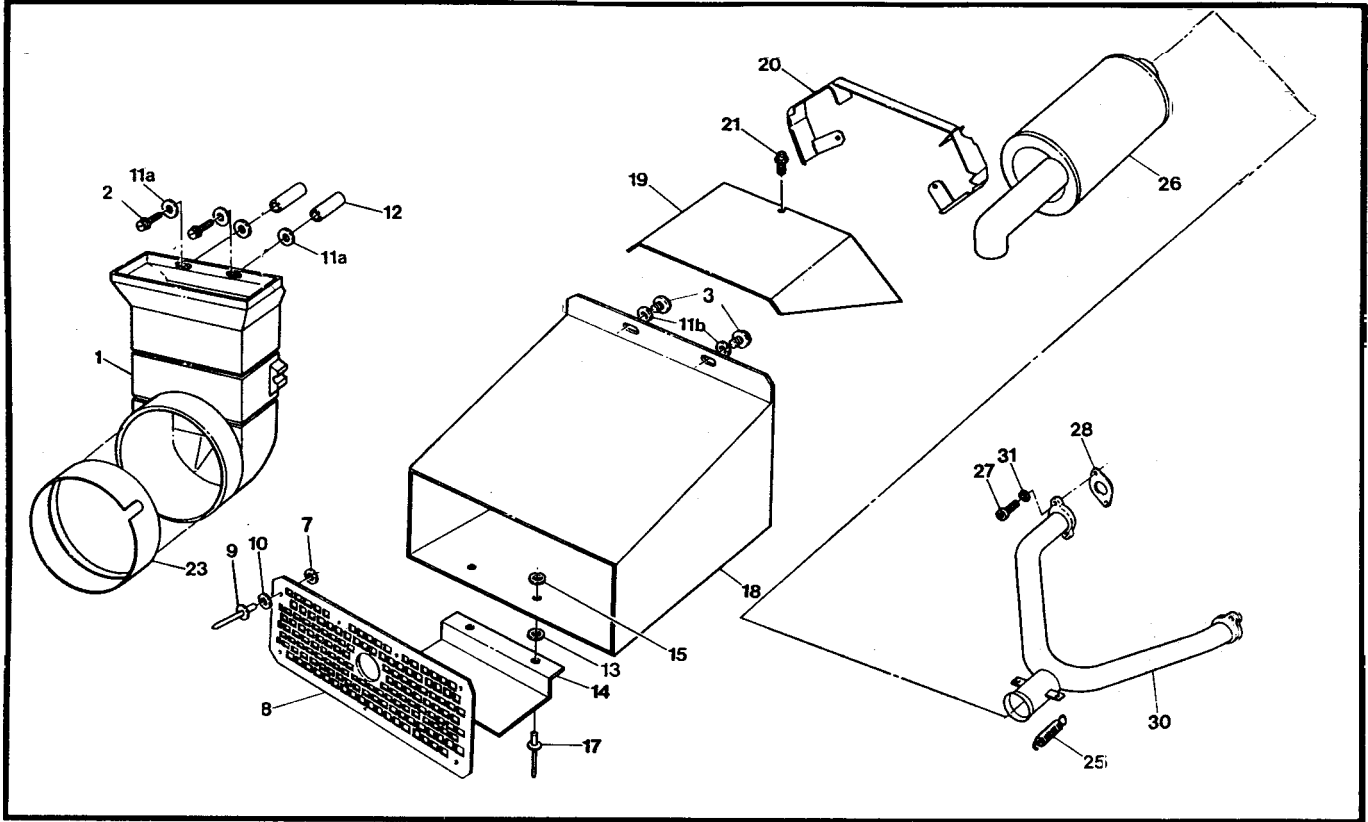
## Table of Contents

Foreword.....	i
Model Identification.....	i
Using the Parts Manual.....	ii
1.0 Transmission.....	1
2.0 Intake and Exhaust System.....	3
3.0 Clutch System.....	3
4.0 Power Pack Assembly .....	5
5.0 Brake System.....	7
6.0 Vehicle Body & Firewall.....	9
7.0 Frame & Drive System.....	11
8.0 Fuel System & Seat Assembly ....	13
9.0 Electrical System.....	15

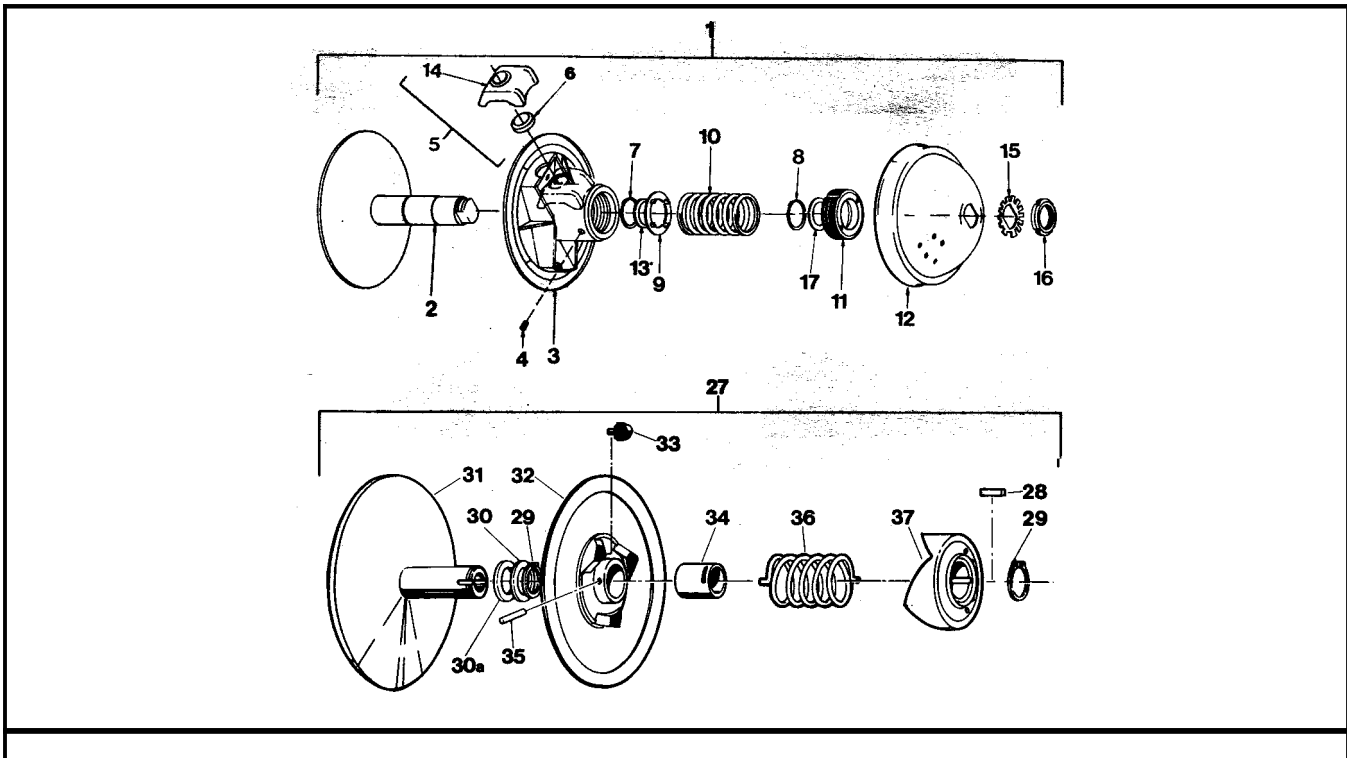




Ref	Part No.	Description	Qty	Ref	Part No.	Description	Qty
	610-17HU	Transmission Asm - HU, does not include Refs 38, 52, 53 & 56		31	114-01	Washer, Shim .020x2.25x2.81	2
1	34-68	Cover, Transmission	1	32	101-03	Bearing, Ball 6207-C 3	2
2	34-99	Housing, Transmission	1	33	103-04	SHCS, 5/16-18 x 1.00 PL	3
3	34-21	Shaft, Input - 13 / 21 T	1	34	108-02	Lockwasher, Hi-Collar 5/16, PL	3
4	34-16A	Gear, Idler 13 T, incl. bushing incl. Ref. 51	1	35	101-15	Bearing, Ball 6005-C 3	2
5	34-96	Gear, Helical - 26T	1	36	107-04	Retaining Ring N1400-98	2
6	34-94	Shaft, Splined	1	37	34-08	Cage	1
7	34-91	Gear, Double - 26/33 T	1	38	610-67	Shift Lever Rod	1
8	34-43	Gear Plate - 71T	1	39	34-47	Gasket, Cover - 1/64" Thk	1
9	105-03	Bushing, Oilite -AA650	12	40	103-02	Plug, Magnetic 3/8-18 NPT Sq. Hd	1
10	34-13	Gear, Planet -12 T	6	41	34-86	Holder, Shift Lever	1
11	34-14	Gear, Sun - 21 T	2	42	111-01	Pin, Spirol 5/32 x 1.00	2
12	34-81	Shaft, Output	2	43	113-01	O-Ring 012-7147	1
13	34-65	Shifter Asm	1	44	105-02	Bushing, Oilite - AA628	1
14a	114-04	Washer, Shim .040 Thk	1	45	104-03	Pin, Dowel 1/4" x 7/8" long	2
14b	114-05	Washer, Shim .020 Thk	1	46	34-77	Dipstick, with Breather	1
15	106-01	Retaining Ring #5000-187	3	47	103-06	HHCS 5/16-18x1.00 GR5 Zinc	4
16	101-01	Bearing, Ball 6204Z-C 3	3	48	108-05	Lockwasher 5/16 Zinc	7
17	101-16	Bearing, Ball 6206-C3	1	50	34-63	Shift Yoke	1
18	114-02	Washer, Shim 2.062	1	51	105-05	Bushing, Oilite - AA650-3 in Ref. 4	1
19	106-05	Retaining Ring N1300-244	1	52	103-97	HHCS 1/4-20x1.25 GR5 Zc	1
20	102-05	Seal, Oil WBS 30x62x10 NB D/Lip	1	53	117-27	Locknut, Nylon 1/4-20 Zinc	1
21	107-05	Retaining Ring N1400-50	3	54		See Section 4.0 Power Pack Assembly	
22	34-11	Pin, Dowel 1/2 x 3.50	1	55	103-95	FHSC 5/16-18x1.0 GR8 Zinc	1
23	31-07	Plug plate	3	56	126-38	Knob, Shift	1
25	109-05	Ball, Steel 6mm 62-67 Rc	1				
26	34-32	Spring, Compression - 7/32 x .50	1				
27	102-03	Seal, Oil WBS 30x72x10 NB D/Lip	2				
28	106-03	Retaining Ring #5000-281	4				
29	107-02	Retaining Ring N1400-118	2				
30	101-05	Bearing, Ball 6306-2NSE C3	2				



## 3.0 Clutch System



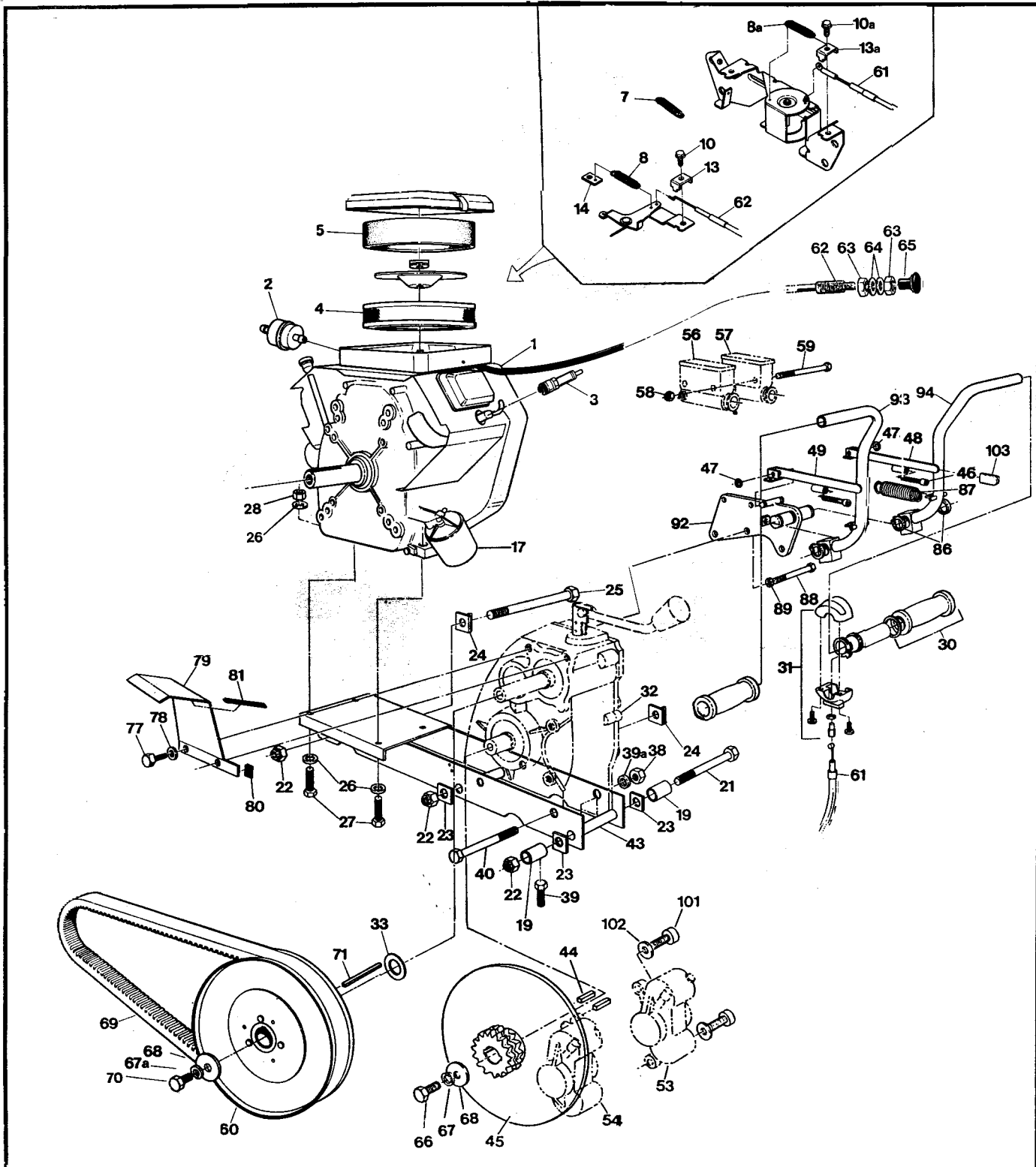
Ref	Part No.	Description	Qty
1	603-81	Duct, Intake	1
2	112-48	Screw, T/S HH #14x2.25 ZN	2
3	112-19	Screw, IHWH T/C Slot 1/4-20x0.	2
7	120-05	Washer, .195x.50x.040 Zinc	7
8	707-31	Screen, Exhaust - Response	1
9	120-09	Rivet 3/16 x 1	7
10	125-59	Washer, Fibre - .062x.25x.50	7
11a	108-08	Washer, 1/4 SAE Zinc	4
11b	108-08		2
12	120-29	Spacer, .26IDx1.12LG	2
13	125-58	Washer, Fibre - W-77F	2
14	707-28	Support, Exhaust Duct	1

Ref	Part No.	Description	Qty
15	120-04	Washer, .195x.50x.08 Zinc	2
17	120-13	Rivet - 3/16 x 5/8	2
18	707-32	Duct, Exhaust - Response	1
19	707-26	Cover, Engine Duct	1
20	707-25	Duct, Engine	1
21	103-11	Screw, IHWH Slot 1/4-20x.50 ZN	3
23	603-82	Seal	1
25	126-57	spring, Exhaust	2
26	707-15	Muffler	1
27	112-30	SHCS, M8x1.25x20.0 Zinc	4
28	805024	Gasket	2
30	707-05	Manifold, Exhaust	1
31	108-02	Lockwasher, Hi-Collar 5/16, PL	4

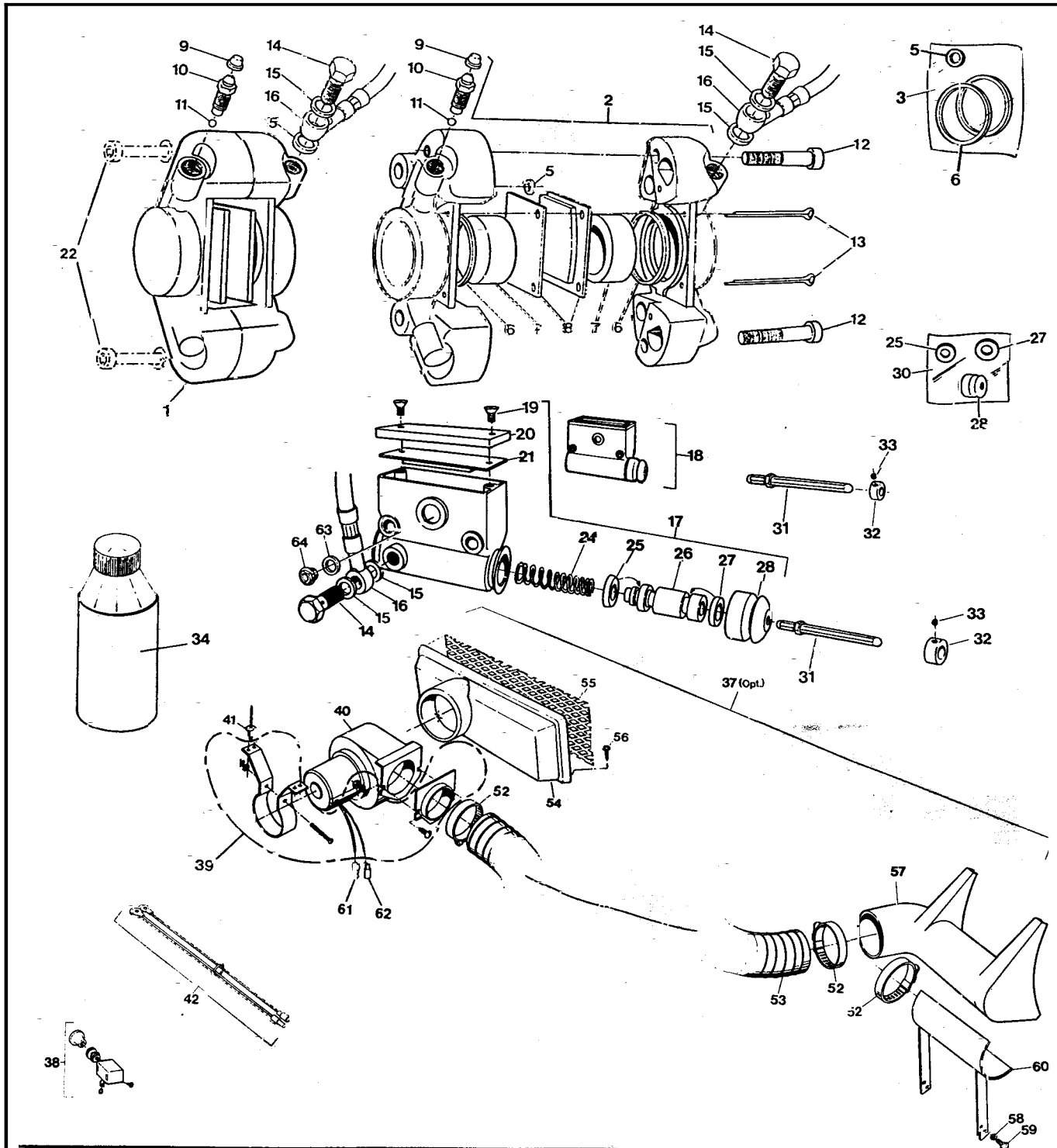
## 3.0 Clutch System

Ref	Part No.	Description	Qty
1	127-37	Clutch, Driver, keyed incl. Refs 2 to 17, PO DB0004	1
2	V01L4I1F	Pulley, Half - Fixed	1
3	V021F	Pulley, Half - Sliding	1
4	V046	Lock Screw (use Loctite 242)	1
5	V05BMR	Block + 200g Lead Slug Asn	3
	-200		
6	X-82-200	Slug, Lead 200 g	3
7	V08	Retaining Ring D1400-350	1
8	V08C	Retaining Ring N1408-137	1
9	V09	Spring Guide Plate	1
10	V10-48-		
	108-18	Spring, Blue	1
11	V111	Threaded Cap	1
12	V1203B	Cap, Type "B"	1
14	V05BMR	Block, Red	3
15	V15	Lockwasher	1
16	V162	Locknut	1
17	X-35MA	Spacer	as req

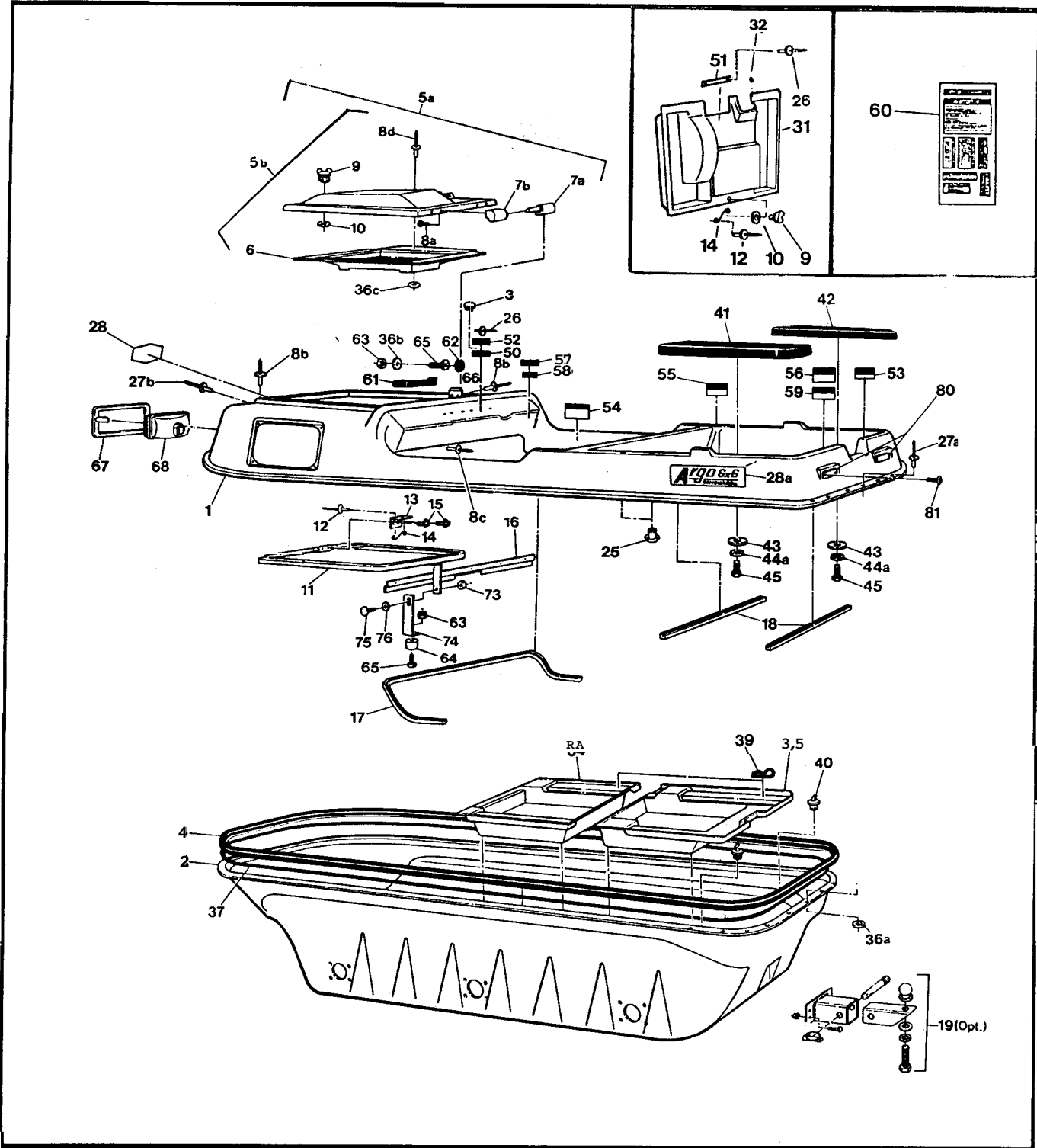
Ref	Part No.	Description	Qty
27	126-24	Clutch, Driven Model "B" SODB0001	1
		incl. Refs 28 to 37	
28	ASK-5	Key 1/4x1/4x3/4	1
29	ASR-6	Retaining Ring N1400-150	2
30	ASA-1	Spacer .050" Thick	as req
30a	ASA-1-S	Spacer .025" Thick	as req
31	AFK25.4-		
	250OD01	Pulley, Half - Fixed	1
32	CMC-2-		
	250OD01	Pulley, Half - Sliding incl. Refs. 34 and 35	1
33	ANS-2-T	Shoe, Cam	3
34	AMB-2	Bushing, Bronze	1
35	CCP-2-156	Pin, Spirol	1
36	ACS-3-188	Spring, Blue	1
37	AFC-4-C3D4	cam	1



Ref	Part No.	Description	Qty	Ref	Part No.	Description	Qty
1	126-52	Engine - Vanguard V-Twin 16 HP incl. refs 2-14, 17	1	43	611-66	Frame-Power Pack Van55	1
2		See Section 8.0 Fuel System & Seat Assembly		44	110-14	Key 1/4x1/4x1.25	4
3	126-74	Spark Plug #3926	2	45	610-24H	Brake Disc-#40-2x15T w/hole	2
4	394018	Cartridge - Air Cleaner (BS#)	1	46	103-69	SHCS 1/4-20x1.50 Zinc	2
5	271271	Element - Air Cleaner (BS#)	1	47	113-02	O-Ring #106-7147	2
6	110-03	Key 1/4x3/16x2.375 RC46	1	48	810-21	Lever Assem., Brake - RH	1
7	127-31	Spring, Governor - Green	1	49	810-20	Lever Assem., Brake - LH	1
8	125-88	Spring, Return	1	53 to		See Section 5.0 Brake System	
8a	125-88	Spring, Return	1	57			
9	112-28	HHCS, 3/8-24x4.5 GR5 Zinc	1	58	117-27	Locknut, Nylon 1/4-20 Zinc	2
10	805169	Screw-Hex Head (BS #)	1	59	103-66	HHCS 1/4-20x4.00 Gr5 Zinc	2
10a	805169	Screw-Hex Head (BS #)	1	60		See Section 3.0 Clutch System	
13	805170	Clamp - Casing (BS#)	1	61	612-93	Cable Asm, Throttle - Van55	1
13a	805170	Clamp - Casing (BS#)	1	62	612-92	Cable Asm, Choke - Van55 incl. 63	1
14	601-86	Clip, Retainer	1	63		Jam Nut, 5/16-24, Part of 62	2
17	126-95	Filter, Oil	1	64	108-24	Washer 5/16 SAE Zinc	2
18		See Section 3.0 Clutch		65	126-75	Knob, Choke - Black	1
19	811-14	Spacer	2	66	103-18	HHCS 3/8-24x1.25 GR5Zinc	2
21	103-37	HHCS 5/8-18x10.00 Gr5 Zc	1	67	108-06	Lockwasher, 3/8 S/R, Zinc	2
22	117-56	Locknut, Nylon 5/8-18 Zinc	3	67a	108-06	Lockwasher, 3/8 S/R, Zinc	1
23	811-09	Washer, Square .64ID	3	67b	108-06	Lockwasher, 3/8 S/R, Zinc	1
24	811-10	Washer Asm, Square	2	68	108-18	Washer 13/32x1.375x11GA	3
25	103-52	HHCS 5/8-18x7.50 Gr5 Zc	2	69	125-56	Drive Belt	1
26	108-24	Washer 5/16 SAE Zinc	8	70	103-34	HHCS 3/8-16x1.25 GR5Zinc	1
27	112-27	HHCS 5/16-18x1.75 GR5ZN	4	71	110-09	Key 1/4x1/4x3.0	1
28	117-21	Locknut, Nylon 5/16-18 Zinc	4	77	103-17	HHCS 3/8-16x1.00 GR5Zinc	2
30	127-35	Grips, Molded Set	1	78	108-26	Washer 3/8 Zinc	2
31	100-57	Throttle Twist Grip	1	79	603-29	Guard, Belt Protect	1
32		See Section 1.0 Transmission		80	601-92	Vinyl Trim, 1.5"	1
33	108-36	Washer .06x1.00x1.375 Zinc	as req	81	601-93	Vinyl Trim - 4.25"	1
38	117-06	Nut, Fin Hex 1/2-13 Zinc	2	86	106-07	Retaining Ring N1400-75	4
39	103-53	HHCS 3/8-16x3.0 Full Thread	2	87	127-33	Spring, Extension - Strg Lever	2
39a	108-07	Lockwasher 1/2 Zinc	2	88	103-55	HHCS 5/16-18x2.75 Gr5 Zc	3
40	103-20	HHCS 1/2-13x6.50 GR5Zinc	2	89	108-05	Lockwasher 5/16 Zinc	3
				92	812-01	Bracket Asm, Steering	1
				93	812-19	Lever Asm, Steering - LH	1
				94	812-18	Lever Asm, Steering - RH	1
				101	103-41	SHCS, 3/8-16x1.25 Zinc	4
				102	108-23	Washer 3/8 SAE Gr8 - Dich.	4
				103	126-89	Cap, Vinyl - Black	2



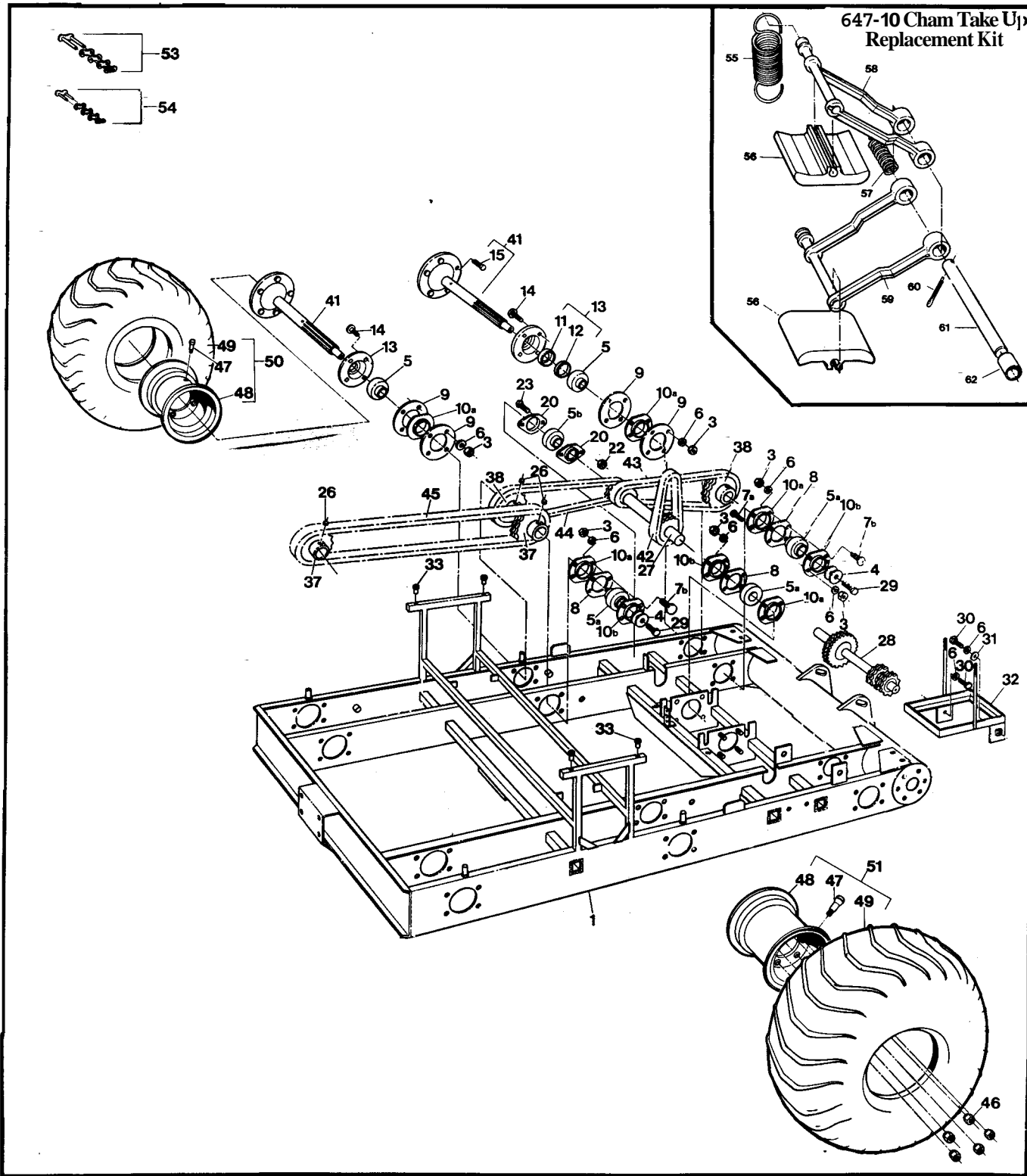
Ref	Part No.	Description	Qty	Ref	Part No.	Description	Qty
1	166-05	Caliper Asm, Brake - L (incl. Refs 5 to 13)	1	37	668-03	Brake Cooling Kit-Vanguard (incl. Refs 38 to 62)	1
2	166-06	Caliper Asm, Brake - R (incl. Refs 5 to 13)	1	38	100-62	Switch, Light	1
3	161-01	O-Ring Kit, Caliper (incl. Refs 5 & 6)	2	3s	125-92	Adpt. & Mounting Kit (incl. Refs 43 to 50)	
5		Seal, Rubber-5mm (see Ref 3)	1	40	125-91	Blower Fan	1
6		Seal, Piston-41mm (see Ref 3)	2	41	120-13	Rivet 3/16"x5/8	4
7	168-05	Piston 41mm	1x2	42	613-02	Wire Harness	1
8	170-01	Brake Pad Set(4)-Non-asbestos	1	4		Mounting Bracket	1
9	168-20	Plug, Rubber	1x2	44		Nut, #10-32	1
10	168-03	Screw, Bleeding M10x 1.0	1x2	45	See	Lockwasher, 3/16"	1
11	168-04	Ball, Check - 7/32 Dia.	1x2	46	125-92	Screw, #10-32 x 2"	1
12	160-41	SHCS M10x1.5x50mm Zinc	2x2	47	above	Nut, 1/4-20	2
13	168-06	Pin, Cotter M3.2x50mm	2x2	48		Lockwasher, 1/4"	2
14	160-44	Bolt, Banjo-M10x1.0x 21.0 zinc	4	49		Screw, 1/4-20x 5/8"	2
15	160-01	Washer, Copper - 1.5x10.0x 14.0	8	50		Adaptor, 3" dia.	1
16	163-01	Hose Asm,Hydraulic-300mm	1x2	51	125-35	Clamp, Gear 3.50 HF-52	3
17	165-06	Master Cylinder, (incl. Refs 19 to 21, 24 to 28, 63 & 64)	1	52	127-44	<del>Hose</del> , Intake 3" dia. x 46"	1
18	165-05	Master Cylinder, (incl. Refs 19 to 21, 24 to 28, 63 & 64)	1	53	601-85	Intake Flange (specify clr)	1
19	160-42	FHMS M5x0.8x6mm	1x2	54	126-61	Intake Screen	1
20	168-08	Cover	1x2	55	103-48	Pan HD Phil T/S #10x5/8 AB Zinc	4
21	168-09	Cover, Rubber	1x2	57	127-39	Brake Cool Air Duct	1
22		See Section 4.0 Power Pack Assembly		58	108-03	Lockwasher 1/4 Split Ring	4
24	162-02	Spring, Return	1x2	59	112-19	Screw, IHWH T/C Slot 1/4-20x 1/2	4
25		Seal, Primary, 19mm (See Ref. 30)	1x2	60	668-11	Mounting Bracket - Duct	1
26	168-10	Piston 19mm dia.	.x2	61	118-02	Terminal, Male-#76-1251	1
27		Seal, Secondary, 19mm (See Ref. 30)	1x2	62	118-03	Terminal, Female - #76-1289	1
28		Boot, Rubber, (See Ref. 30)	.x2	63	160-03	O-ring, Oil Window	x2
30	161-25	O-Ring Kit-Master Cylinder (incl. Refs 25, 27 & 28)	1x2	64	168-14	Oil Window, Master Cylinder	.x2
31	812-13	Pin Asm, Plunger-Adjustable	2				
32	812-17	collar	2				
33	112-02	SHSS 10-24x1/4 Cone PT,PI	4				
34	126-19	Fluid, Brake-Silicon Dot 5 - .35L					





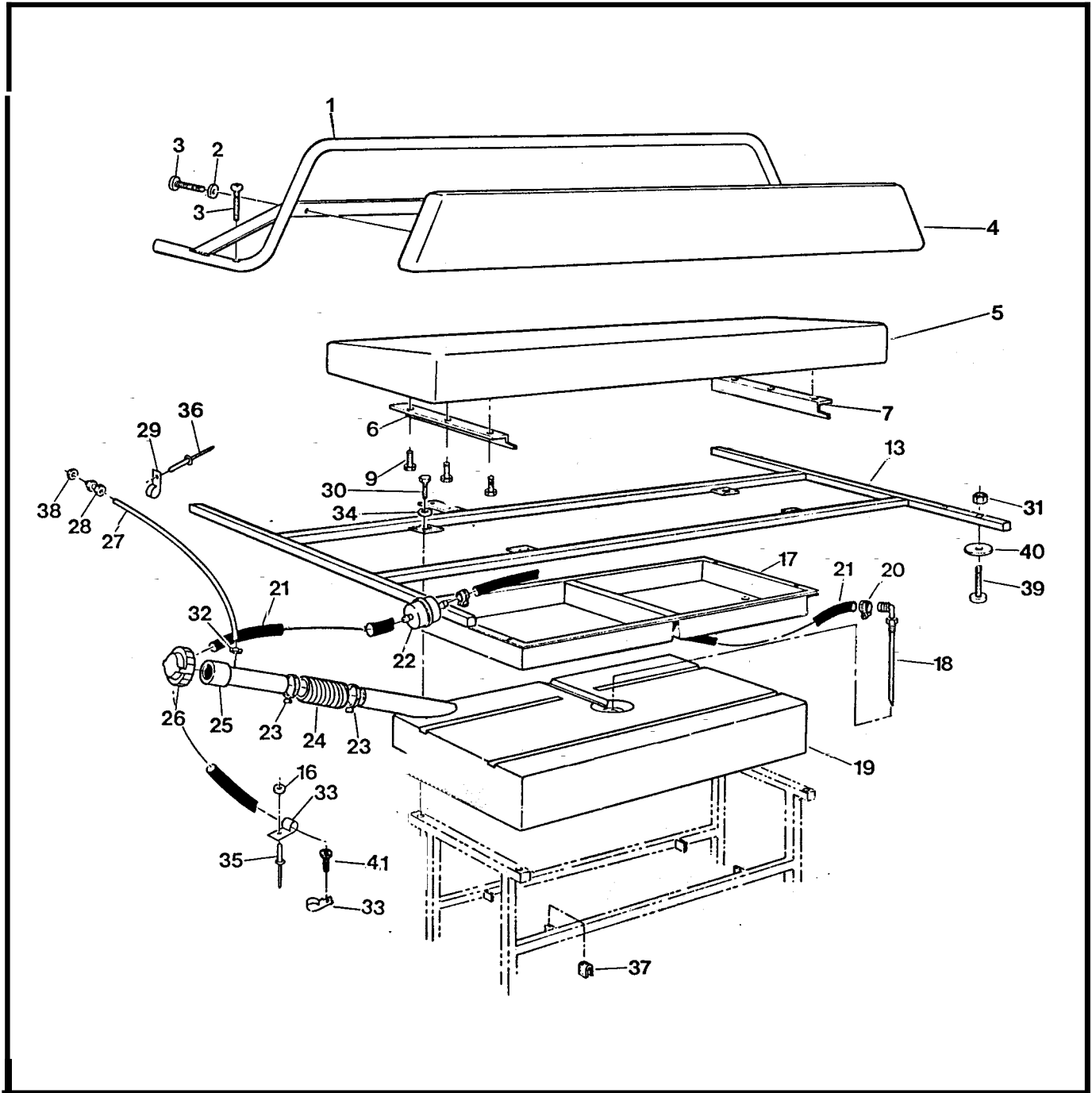
Ref	Part No.	Description	Qty
1	601-32	Body + Hood, Upper-VAN2 Replacement, specify colour (incl. Ref. 5b, 11, 12, 13, 14, 15)	1
2	603-91	Body, Lower - 6x6, specify colour	1
3	127-28	Plug, Nylon - Black	1
4	601-05	Bumper, Vinyl - 6x6	1
5a	602-37	Hood Kit - VAN2 specify colour	1
5b	602-39	Hood Asm. - VAN2 specify colour (incl. 6,9,10,8d,36c)	1
6	801-47	Duct, Intake Transition specify colour	1
7a	127-45A	Pin, Hinge	2
7b	127-45B	Knuckle, Hinge	2
8a	103-47	HHCS 10-24x3/8	8
8b	120-13	Rivet 3/16x5/8	7
8c	120-13	Rivet 3/16x5/8	5
8d	120-09	Rivet 3/16x1	5
9	126-10	Wing Stud	2
10	126-09	Grommet, Alum. #GH-7	2
11	602-24	Hood Support Assembly	1
12	120-15	Rivet, 1/8x7/16	4
13	601-69	Spring Plate	1
14	126-11	Spring	2
15	112-19	Screw, IHWH T/C Slot 1/4-20 x 0.5"	2
16	602-29	Brace, Dash	1
17	601-08	Vinyl Trim, 84"	1
18	601-09	Vinyl Trim, 28"	2
19	626-10	Hitch Kit (Opt.)	1
25	117-44	T-Nut 1/4-20 PL	4
26	120-24	Rivet, Alum. 3/32x3/8 - all plates	36
27a	120-09	Rivet, 3/16x1	46
27b	120-09	Rivet, 3/16x1	25
28	601-44	Nameplate, "Argo"	1
28a	127-41	Nameplate, 6x6 Vanguard2	2
31	609-33	Firewall	1
32	125-84	Grommet, Rubber	1

Ref	Part No.	Description	Qty
34	803-02	Floor Pan, Front specify colour	1
35	603-03	Floor Pan, Rear 6x6 specify colour	1
36a	120-04	Washer, .195IDx.50ODx.08 Zc	46
36b	120-05	Washer, .195x.50x.04 Zc	2
36c	120-04	Washer, .195IDx.50ODx.08 Zc	5
37	126-60	Vinyl Strip 1/2"x1/4"x37.5'	1
39	100-16	Clip, Hitch Pin 1.625 Znc	4
40	100-18	Plug, Drain 5/8" x 13/32"	2
41	601-03	Seat, Rear LH - 6x6	1
42	601-02	Seat, Rear RH - 6x6	1
43	603-15	Washer, Plastic	2
44a	108-01	Washer, Fender 1/4BSx1.25OD	2
45	103-08	HHCS 1/4-20x1.00 Zinc	2
50	126-72	Plate, Holding Brake	1
51	126-65	Shifting Plate	1
52	127-26	Steering Lever Plate & Winch	1
53	126-67	Floor Pan Plate	1
54	126-68	Operation Plate	1
55	126-69	Fuel Plate	1
56	126-70	Vehicle Capacity Plate	1
57	126-64	Vehicle ID Plate	1
58		U.S. Plate, Non-U.S. Argos only	1
59	126-80	Plate, Capacity - 6 whl.	1
60	126-73	French Decals, inc. 51-58 available as set only	1
61	125-41	Dash Handle, incl. 62	1
62		Plug cap, avail. only with 61	2
63	117-10	Locknut, Nylon #10-24 Zinc	3
64	126-88	Bumper, Rubber	1
65	103-25	PHMS #10-24x3/4" Zinc	3
66	602-38	Clip, Hood	1
67	613-70	Bezel, Headlamp	2
68		See Section 9.0 Electrical System	
73	117-15	Nut, Fin. Hex 3/8-16 Zinc	1
74	602-27	Support, Adjustable	1
75	103-89	C/Bolt 3/8-16x.75 Gr2 Zinc	1
76	108-06	Lockwasher, 3/8 S/R, Zinc	1
80	127-01	Reflector, Red	2
81	103-48	Pan HD PHIL T/S #10x5/8 AB Zinc	4



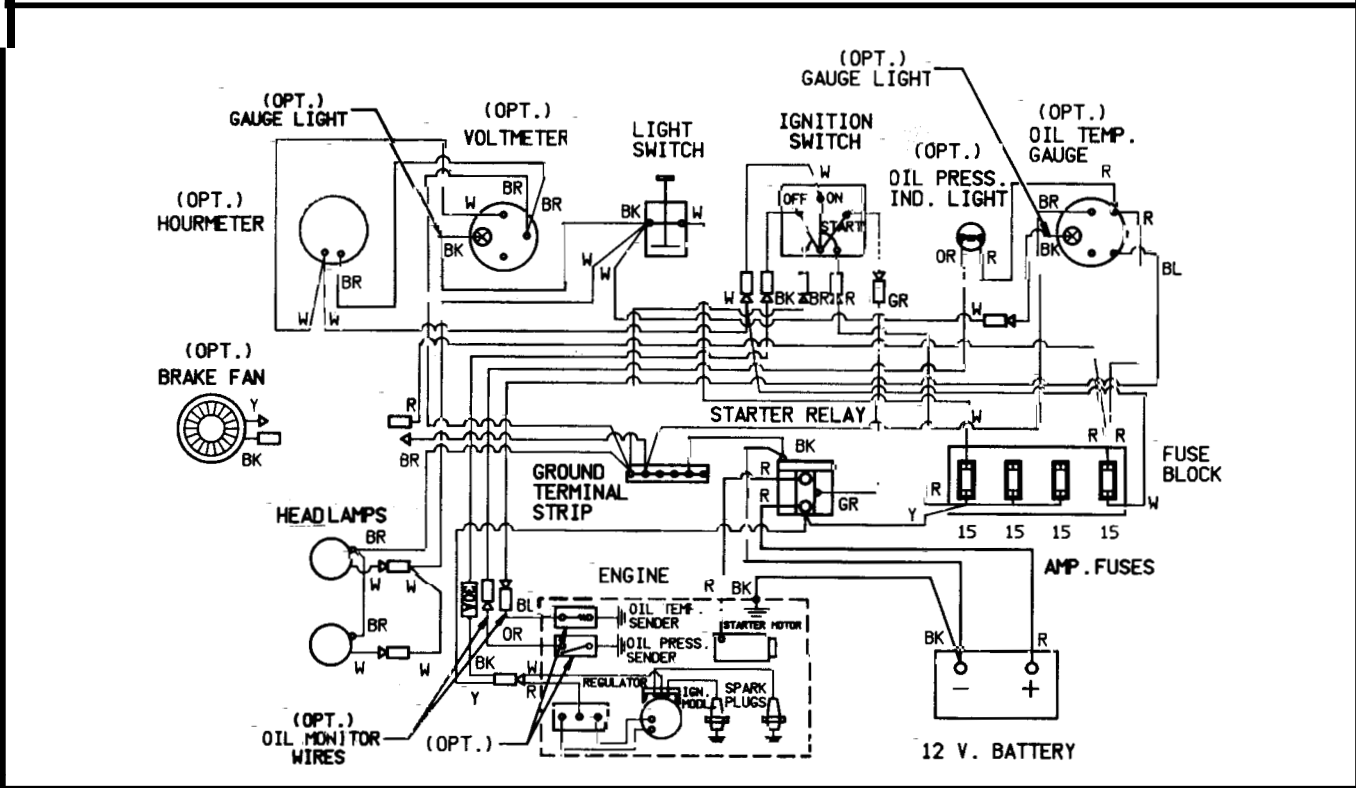
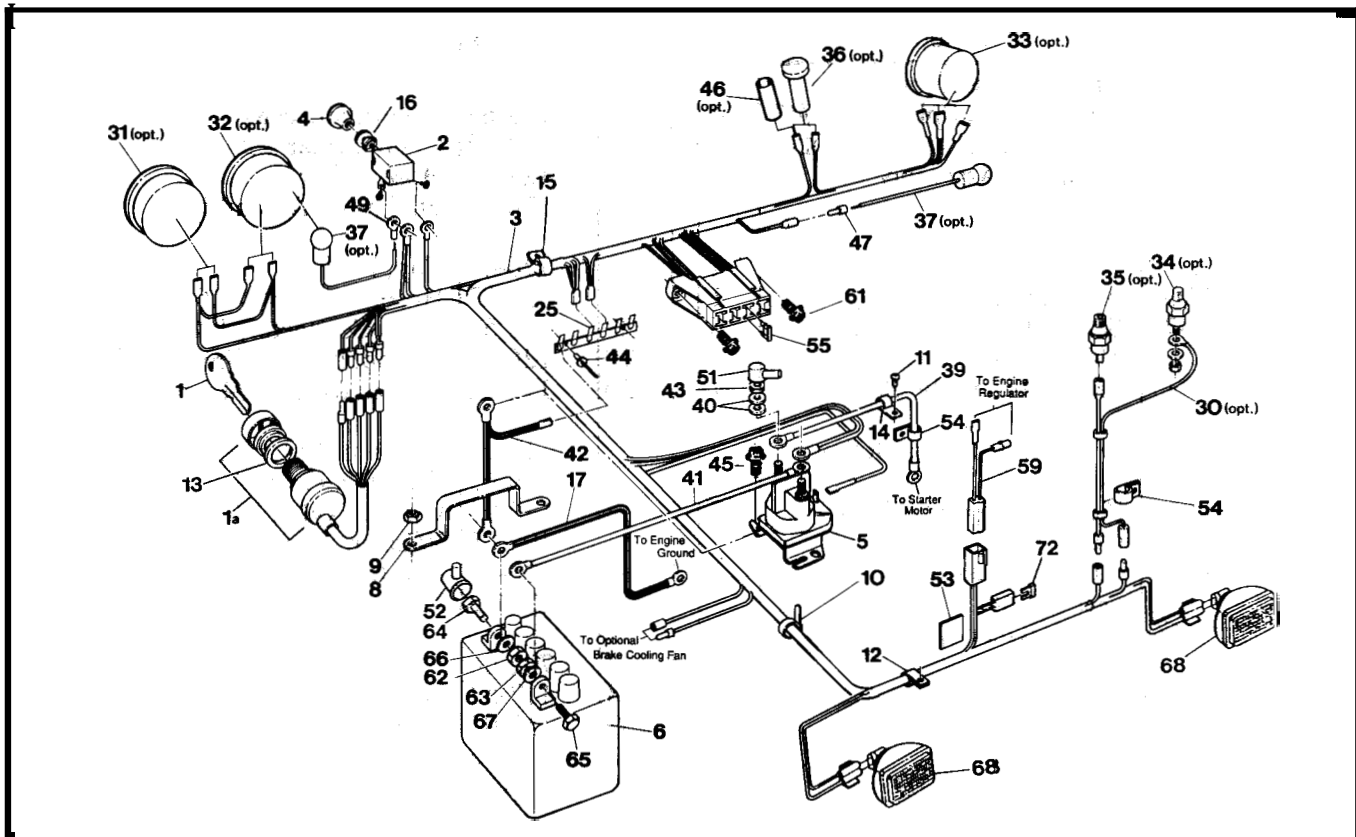
Ref	Part No.	Description	Qty
1	606-50	Frame Asm - 6x6 Van55	1
3	117-15	Nut, Fin Hex 3/8-16 Zinc	56
4	108-46	Washer 13/32x1.375 Hi-Carb	12
5	101-35	Bearing, Ball UC206A-20	6
5a	101-41	Bearing, Ball UC206A-16	8
5b	101-30	Bearing, Ball 1.0 Setscrew	2
6	108-06	Lockwasher, 3/8" S/R Zc	58
7a	103-17	HHCS 3/8-16x1.00 GR5 Zc	2
7b	103-88	C/Bolt 3/8-16x1.00 GR5 Zc	22
8	605-99	Gasket, Flange	8
9	605-89	Gasket, Outer Brg Flange	12
10a	605-63	Flange, Bearing - Outer	14
10b	101-20	Flange Assem., Bearing	8
11	102-14	Seal, Oil CR#12361	6
12	102-15	Seal, Oil CR#12379	6
13	605-97	Flange Assem., Outer (uses Ref. 11 & 12)	6
14	112-39	C. Bolt, 3/8-16x1.75" GR5 Zc	24
15	103-80	Stud, Wheel 7/16-20x1.125	5x6
20	101-14	Flangette - 2 Hole - Trim 1"	4
22	117-04	Locknut, Nylon 5/16-24 Zinc	4
23	103-46	HHCS 5/16-24x1.00 GR5 Zc	4
26	112-03	SHSS 5/16-18x3/8 1/2 DOG,PL	6
27	606-30	Idler Asm - L 4x11T 2x24T	1
28	606-31	Idler Asm - R 4x11T 2x24T	1
29	112-31	HHCS 3/8-16x1.0 2B GR8 Zc	6
30	112-14	HHCS 3/8-16x.750 Gr5 Zc	2
31	108-15	Washer 3/8 SAE Zinc	1
32	604-84	Frame Asm. - Battery	1
33	117-64	Insert, 1/4-20	4

Ref	Part No.	Description	Qty
37	810-29	Sprocket, M/R Axle - 19T	4
38	810-28	Sprocket, Front Axle - 24T	4
41	810-75	Axle Asm (incl. Ref 15)	6
42	603-22	Chain, Idler RC40-2x46P	2
43	603-17	Chain, RC50-2x42P-Frt. (incl. Ref 53)	2
44	603-20	Chain, RC50-2x70P-Mid. (incl. Ref 53)	2
45	603-21	Chain, RC50-2x96P-Rear (incl. Ref 53)	2
46	117-35	Nut, Wheel 7/16-20 Zinc	5x6
47	125-26	Valve, Tire (See Ref. 48)	6
48	125-15C	Rim, 8x7-5 Bolt c/w valve (incl. Ref 47)	6
49	126-96	Tire, Goodyear Runamuk 22x10-8	6
50	126-98C	Tire & Rim Assem. - LH (incl. Refs 48 & 49)	3
51	126-97C	Tire & Rim Assem. - RH (incl. Refs 48 & 49)	3
53	100-96	Con. Link, RC50-2 H.D.	1x6
54	100-97	Con. Link, RC40-2 H.D.	1x2
55	125-61	Spring, Tensioner	1x4
56	603-61	Slider Block	2x4
57	125-78	Spring, Spacer	1x4
58	603-77	Upr Chn Tensioner Arm	1x4
59	603-76	Lwr Chn Tensioner Arm	1x4
60	100-01	Pin, Cotter 1/8x1.5" Zinc	1x4
61	603-78	Pivot Pin	1x4
62	603-66	Spacer, .500 ID x .625 lg	1x4
.	647-10	Chain Take Up Replacement Kit (incl. Refs 55 thru 62 as shown)	4



# Vanguard2 Parts Manual 8.0 Fuel System and Seat Assembly

Ref	Part No.	Description	Qty	Ref	Part No.	Description	Qty
1	803-50	Handrail Assembly	1	21	608-42	Fuel Hose, 110	1
2	108-03	Lockwasher, Split Ring 1/4"	4	22	125-64	Fuel Filter, G 8 1-4	1
3	112-41	PHMS, PHIL 1/4-20x1.250Zc.	6	23	100-12	Clamp, Gear 2.25" HF36	2
4	608-39	Back Pad Assembly	1	24	125-94	<del>Hose</del> , Filler	1
5	608-43	Seat, Bench	1	25	126-47	Fuel Neck Assembly	1
6	608-30	Angle, <del>left</del>	1	26	126-46	Cap, Fuel	1
7	608-31	Angle, Right	1	27	126-77	Hose, Vent 93" 6x6	1
9	103-72	Screw, IHWH T/C Slot 1/4-20x3/4	6	28	126-50	Male Connector, 1/4"	1
13	804-17	Frame Assembly, Seat	1	29	126-94	Clamp, Nylon Wire, 1/4"TD	4
16	120-04	Washer, .195IDx.50ODx.082	3	30	112-04	HHCS 1/4-20x3/4 Gr 2 Zinc	4
17	608-32	Tool Box	1	31	117-10	<del>Locknut</del> , Nylon #10-24 Zinc	12
18	608-28	Pickup Assembly, Fuel (See Ref. 19)	1	32	126-62	Clamp, Gear 1/4 2-Ear #050	1
19	608-24	Tank, Fuel 32 litre (incl. Ref. 18)	1	33	126-93	Clamp, Nylon Wire, 1/2" ID	4
20	100-70	Clamp, Gear 1/2" HF4	4	34	108-08	Washer, .28x.62x.04 Zinc	4
				35	120-09	Rivet, 3/16 x 1	3
				36	120-13	Rivet, 3/16x5/8	6
				37	702-06	Foam Cushion	4
				38	117-54	Locking PAL Nut, 1/2-20Zc	1
				39	112-07	RHMS, 10-24x 1.25 Zinc	12
				40	108-42	Washer, .062x7/32x 1.00 Zc	12
				41	103-48	T/SPan HD PHIL #10-5/8 AB Zc	1



# Vanguard2 Parts Manual

# 9.0 Electrical System

Ref	Part No.	Description	Qty
1	100-39A	Key	1
1a	126-17	Ignition Switch, incl. Ref 1	1
2	100-62	Switch, Light	1
3	613-71	Main Wire Harness, incl. Fuse Holder	1
4	126-76	Knob, Light	1
5	613-68	Starter Relay	1
6	100-25	Battery, P-22NF245TL	1
8	604-52	Battery Retaining Bracket	1
9	117-21	Locknut, Nylon 5/16-18 Zinc	2
10	100-64	Tie Wrap, 5.5" - Black	8
11	103-48	Pan HD PHIL T/S #10x5/8 AB Zinc	1
12	126-93	Clamp, Nylon Wire - 1/2" ID	10
13	108-57	Washer, 3/4" ID, Tooth Lock	1
14	126-93	Clamp, Nylon Wire - 1/2" ID	1
15	127-24	Clamp, Nylon - 1" ID	1
16	108-55	Lockwasher, Ext. Tooth 7/16"	1
17	613-18	Ground Wire	1
25	613-37	Ground Terminal Strip	1
30	613-38	Oil Monitor Wires (opt.)	1
31	632-15	Hourmeter, #56548-10 (#876EM) (opt.)	1
32	633-10	Voltmeter, #07583-15 (#830EM) (opt.)	1
33	634-11	Oil Temp. Gauge #07556-88 (#828EM) (opt.)	1
34	634-12	Oil Temp. Sender #02024-00 (opt.)	1
35	52.099.06	Oil Pressure Switch, 6 psi (opt.) (Kohler #)	1
36	634-08	Engine Oil Pressure Light (opt.)	1
37	634-10	Light Kit, #06215-00 5/8" dia., see Ref. 32,33 (opt)	2
39	613-49	Cable Starter	1
40	108-03	Lockwasher, 1/4 Zinc	5

Ref	Part No.	Description	Qty
41	613-26	Power Cable	1
42	613-58	Ground Wire	1
43	117-20	Nut, Fin. Hex, 1/4-20 Zinc	2
44	120-15	Rivet, 1/8x7/16	2
45	112-19	Screw, IHWH T/C Slot 1/4-20x1/2	2
46	118-48	Heat Shrink, 2 x 1/2 (opt.)	1
47	118-02	Terminal, Male-#76-1251-88	1
49	118-30	Terminal, Eye - #10	1
51	613-45	Terminal Insulator (6 ga.)	1
52	613-46	Terminal Insulator (2 ga.)	1
53	702-06	Foam Cushion	2
54	126-83	Clip, Hose 5/16 I.D. #C-950PC	2
55	118-49	Fuse, 15 Amp, 2-prong (AT015)	4
59	613-33	Harness, Regulator	1
61	112-51	Screw, IHWH T/C #10-24x5/8	2
62	117-20	Nut, Fin. Hex 1/4-20 Zinc	1
63	117-03	Nut, Fin. Hex 5/16-18 Zinc	1
64	112-04	HHCS, 1/4-20x3/4" GR2 Zc	1
65	112-01	HHCS, 5/16-18x.750 GR5Zc	1
66	108-08	Washer, 1/4" SAE Zinc	1
67	108-24	Washer, 5/16" SAE Zinc	1
68	613-69	Headlamp, Halogen	2
72	118-51	Fuse, 30A 2-prong (AT030)	1

# **ARGO Products Manufactured by:**

**Ontario Drive & Gear Limited**

P.O. Box 280, Bleams Road

New Hamburg, Ontario

CANADA NOB 2G0

Phone: (519) 662-2840

Fax: (519) 662-2421

**ODG** *Dedicated to quality and performance*



**Argo 6x6**  
**VANGUARD<sub>2</sub>**



**ARGO**

**VANGUARD2**  
**PARTS MANUAL**

**Model No. V697-55**  
**From Serial #SN8138**

## Foreword

**ODG** has prepared this parts manual for the **VANGUARD2** model to assist both qualified mechanics and vehicle owners in ordering correct, quality replacement **ARGO** parts.

Proper and regular service, and replacing old, worn or broken parts with the correct **ARGO** replacement parts, are both essential to prolonging the life of the **ARGO**. Please refer to this parts manual before ordering any replacement part.

All information contained in this **VANGUARD2** Parts Manual is based on the latest product specification available at time of printing. If your **VANGUARD2** differs from the specifications contained in this manual, **contact Ontario Drive & Gear Limited for information.**

**ODG** reserves the right to alter specifications on the **VANGUARD2** model at any time, without obligation or prior notification.

Reproduction of the **VANGUARD2 Parts Manual No. 697-55**, in whole or in part, is prohibited without prior written permission from **Ontario Drive & Gear Limited.**

## Model Identification


**VANGUARD2 - Model No. V697-55**

## Explanation of Parts Manual Format

- Reference Number between Assembly Diagram and Component Parts List
- Part No.** - Argo replacement part number for identification and re-ordering
- Description** - Part Description for identification and re-ordering
  - Indicates the quantity of a part used in an Assembly

# ARGO 6x6

VANGUARD<sub>2</sub>

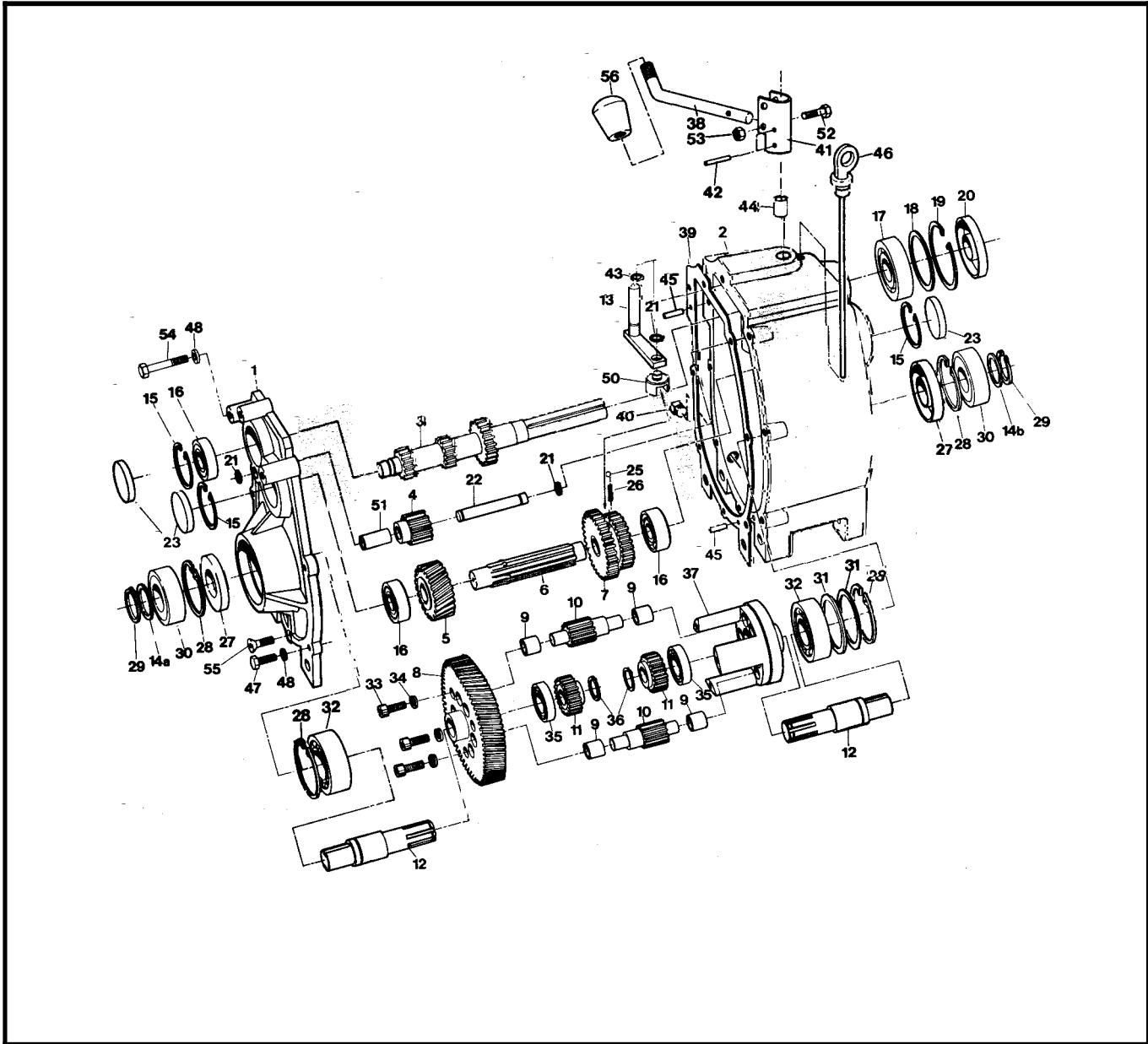


## Using the Parts Manual

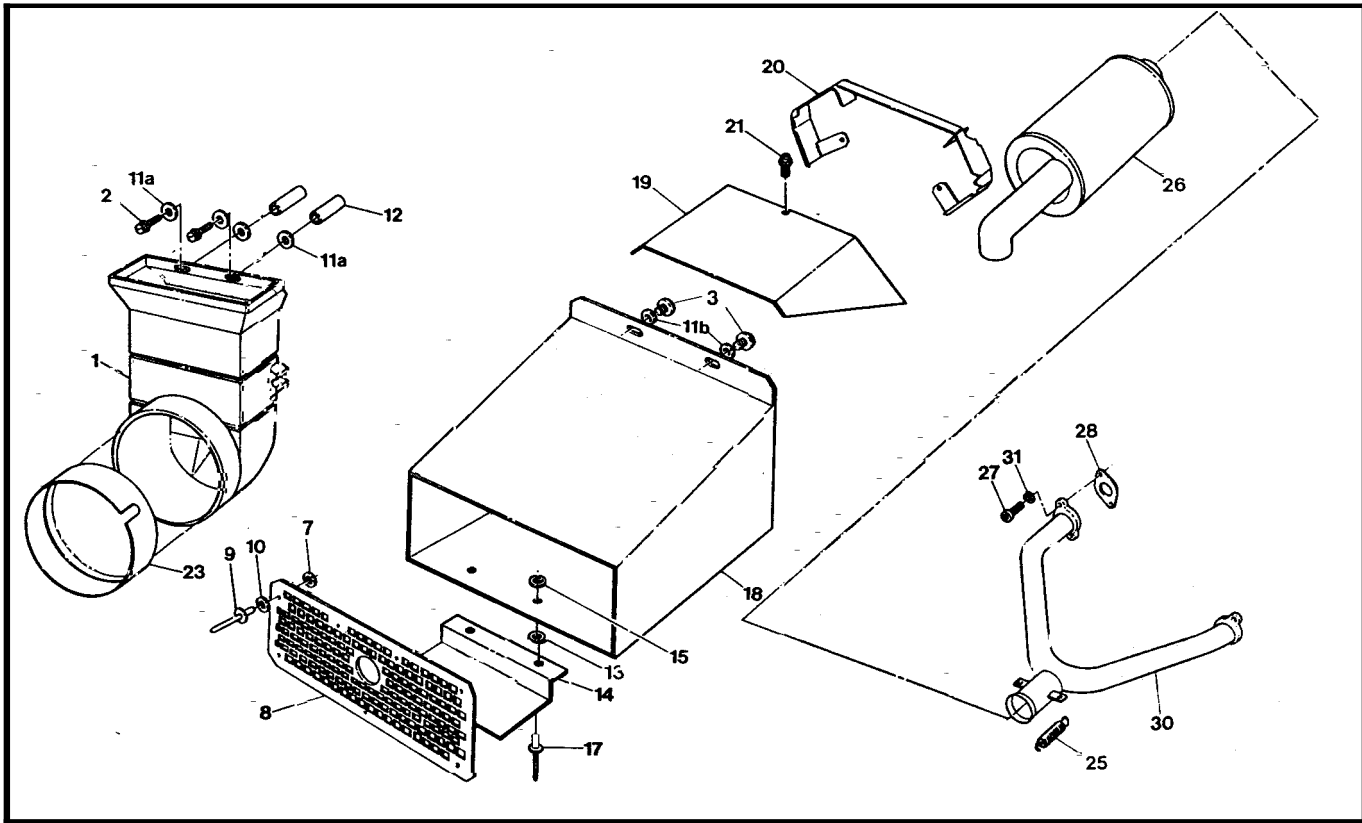
- 1 Find the major vehicle assembly in the Table of Contents on this page, and turn to that section.
2. Locate the part in the illustration that you wish to order.
3. Refer to the parts list in that section.
4. Find the correct part number (Part No.), part description (Description) and correct quantity (Qty).
- 5, Use only this information to order ARGO replacement parts. DO NOT attempt to order a replacement part by Ref number or Page number.

## Table of Contents

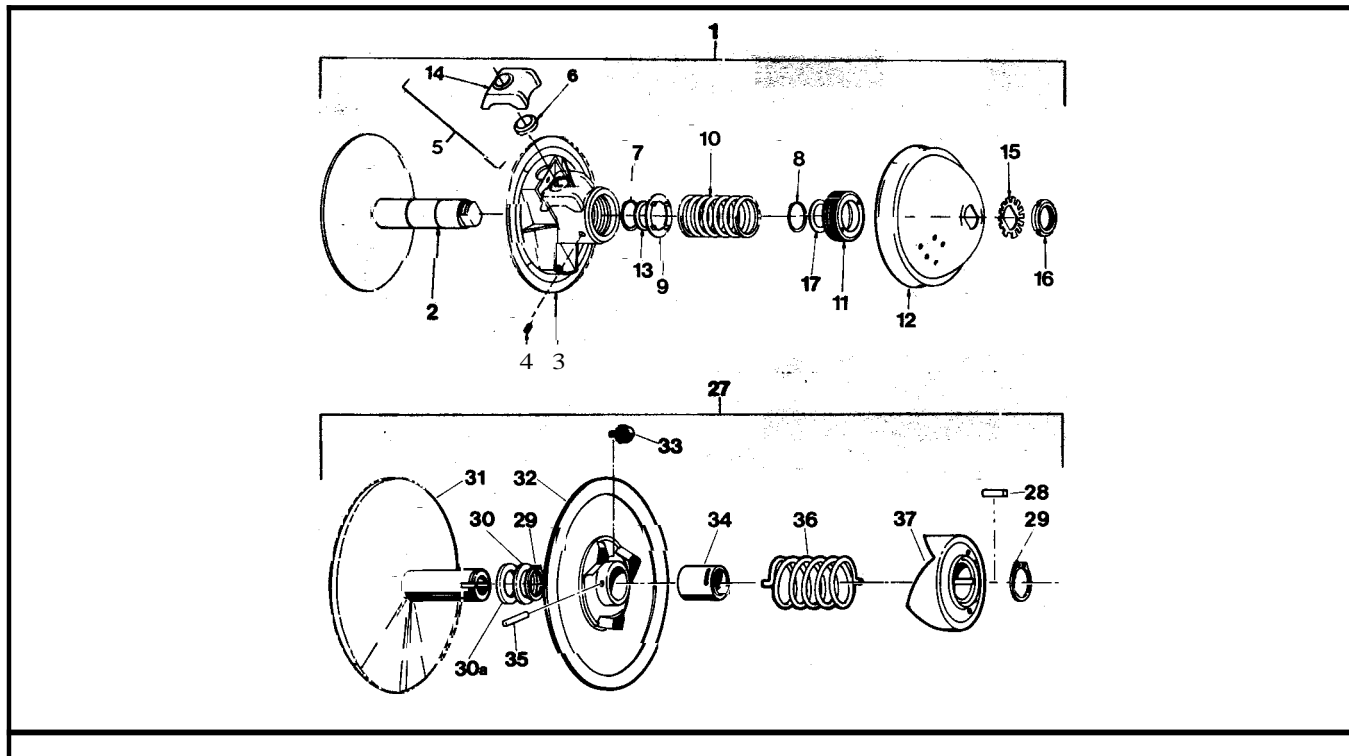
Foreword.....	i
Model Identification.....	i
Using the Parts Manual.....	ii
1.0 Transmission.....	1
2.0 Intake and Exhaust System.....	3
3.0 Clutch System.....	3
4.0 Power Pack Assembly.....	5
5.0 Brake System.....	7
6.0 Vehicle Body & Firewall.....	9
7.0 Frame & Drive System.....	11
8.0 Fuel System & Seat Assembly ....	13
9.0 Electrical System.....	15



Ref	Part No.	Description	Qty	Ref	Part No.	Description	Qty
	• 610-17HU	<b>Transmission Asm - HU</b> , does not include Refs 38, 52 53 & 56		31	114-01	Washer, Shim .020x2.25x2.8 1	2
1	34-68	Cover, Transmission	1	32	101-03	Bearing, Ball 6207-C 3	2
2	34-99	Housing, Transmission	1	33	103-04	SHCS, 5/16-18 x 1.00 PL	3
3	34-21	Shaft, Input - 13/ 21 T	1	34	108-02	Lockwasher, Hi-Collar 5/16, PL	3
4	34-16A	Gear, Idler 13T, incl. bushing, incl. Ref. 51	1	35	101-15	Bearing, Ball 6005-C 3	2
5	34-96	Gear, Helical - 26T	1	36	107-04	Retaining Ring N1400-98	2
6	34-94	<b>Shaft, Splined</b>	1	37	34-08	Cage	1
7	34-91	<b>Gear, Double - 26/33 T</b>	1	38	610-77	Shift Lever Rod	1
8	34-43	Gear Plate - 71T	1	39	34-47	Gasket, Cover - 1/64 <b>Thk</b>	1
9	105-03	Bushing, Oilite -AA650	12	40	103-02	Plug, Magnetic 3/8- 18NPT Sq. Hd	1
10	34-13	Gear, Planet - 12 T	6	41	34-86	Holder, Shift Lever	1
11	34-14	Gear, Sun - 21 T	2	42	111-01	Pin, <b>Spirol 5/32</b> x 1.00	2
12	34-81	<del>shaft</del> , output	2	43	113-01	O-Ring 012-7147	1
13	34-65	Shifter Asm	1	44	105-02	Bushing, Oilite - AA628	1
14a	114-04	Washer, Shim .040 Thk	1	45	104-03	Pin, Dowel 1/4" x 7/8" long	2
14b	114-05	Washer, Shim .020 Thk	1	46	34-77	Dipstick, with Breather	1
15	106-01	Retaining Ring #5000-187	3	47	103-06	HHCS 5/16-18x1.00 GR5 Zinc	4
16	101-01	Bearing, Ball 62042-C 3	3	48	108-05	Lockwasher 5/16 Zinc	7
17	101-16	Bearing, Ball 6206-C3	1	50	34-63	Shift Yoke	1
18	114-02	Washer, <b>Shim</b> 2.062	as eq.	51	105-05	Bushing, Oilite - AA650-3 in Ref. 4	1
19	106-05	Retaining Ring N1300-244	1	52	103-97	HHCS 1/4-20x1.25 GR5 <b>Zc</b>	1
20	102-05	Seal, Oil WBS 30x62x10 NB D/Lip	1	53	117-27	Locknut, Nylon 1/4-20 <b>Zinc</b>	1
21	107-05	Retaining Ring N1400-50	3	54		<b>See Section 4.0 Power Pack Assembly</b>	
22	34-11	Pin, Dowel 1/2 x 3.50	1	55	103-95	FHSC 5/16-18x1.0 GR8 <b>Zinc</b>	1
23	31-07	Plug plate	3	56	126-38	Knob, Shift	1
25	109-05	Ball, Steel 6mm 62-67 Rc	1				
26	34-32	Spring, Compression - 7/32 x .50	1				
27	102-03	Seal, Oil WBS 30x72x10 NB D/Lip	2				
28	106-03	Retaining Ring #5000-28 1	4				
29	107-02	Retaining Ring N 1400-118	2				
30	101-05	Bearing, Ball 6306-2NSEC:	2				



# 3.0 Clutch System



Ref	Part No.	Description	Qty
1	603-81	Duct, Intake	1
2	112-48	Screw, T/S HH #14x2.25 ZN	2
3	112-19	Screw, IHWH T/C Slot 1/4-20x0.5	2
7	120-05	Washer, .195x.50x.040 Zinc	7
8	707-31	Screen, Exhaust	1
9	120-09	Rivet 3/16 x 1	7
10	125-59	Washer, Fibre - .062x.25x.50	7
11a	108-08	Washer, 1/4 SAE Zinc	4
11b	108-08		2
12	120-29	Spacer, .26 ID x 1.12 LG	2
13	125-58	Washer, Fibre - W-77F	2
14	707-28	Support, Exhaust Duct	1

Ref	Part No.	Description	Qty
15	120-04	Washer, .195x.50x.08 Zinc	2
17	120-13	Rivet - 3/16 x 5/8	2
18	707-32	Duct, Exhaust - Response	1
19	707-26	Cover, Engine Duct	1
20	707-25	Duct, Engine	1
21	103-11	Screw, IHWH Slot 1/4-20x.50 ZN	3
23	603-82	Seal	1
25	126-57	Spring, Exhaust	2
26	707-15	Muffler	1
27	112-30	SHCS, M8x1.25x20.0 Zinc	4
28	805024	Gasket	2
30	707-05	Manifold, Exhaust	1
31	108-02	Lockwasher, Hi-Collar 5/16, PL	4

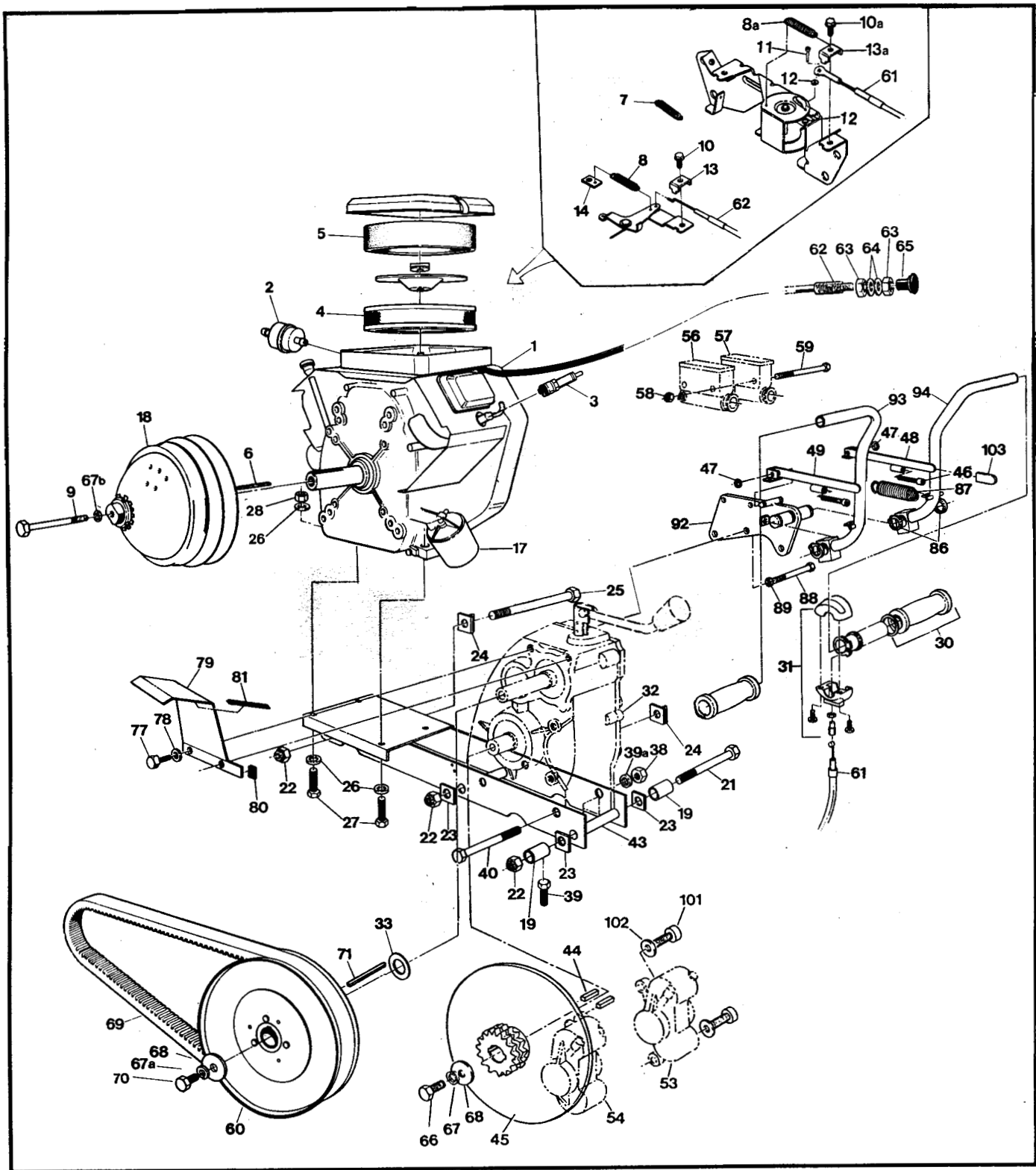
## 3.0 Clutch System

Ref	Part No.	Description	Qty
1	127-37	Clutch, Driver, keyed incl. Refs 2 to 17, PO DB0004	1
2	V01L4I1F	Pulley, <del>Half</del> - Fixed	1
3	V021F	Pulley, <del>Half</del> - Sliding	1
4	V046	Lock Screw (use Loctite 242)	1
5	V05BMR-200	Block + 200g Lead Slug Asn	3
6	X-82-200	Slug, Lead 200 g	3
7	V08	Retaining Ring D1400-350	1
8	V08C	Retaining Ring N1408-137	1
9	V09	Spring Guide Plate	1
10	V10-48-108-18	Spring, Blue	1
11	V111	Threaded Cap	1
12	V1203B	Cap, Type "B"	1
14	V05BMR	Block, Red	3
15	V15	Lockwasher	1
16	V162	Locknut	1
17	x-35MA	Spacer	as req

Ref	Part No.	Description	Qty
27	126-24	Clutch, Driven Model "B" SODB0001	1
28	ASK-5	incl. Refs 28 to 37 Key 1/4x1/4x3/4	1
29	ASR-6	Retaining Ring N1400-150	2
30	ASA-1	Spacer .050" Thick	as req
30a	ASA-1-S	Spacer .025" Thick	as req
31	AFK25.4-250OD01	Pulley, Half - Fixed	1
32	AMC-2-250OD01	Pulley, Half - Sliding	1
		incl. Refs. 33, 34 and 35	
33	ANS-2-T	Shoe, Cam	3
34	AMB-2	Bushing, Bronze	1
35	CCP-2-156	Pin, Spirol	1
36	ACS-3-188	Spring, Blue	1
37	AFC-4-C3D4	Cam	1

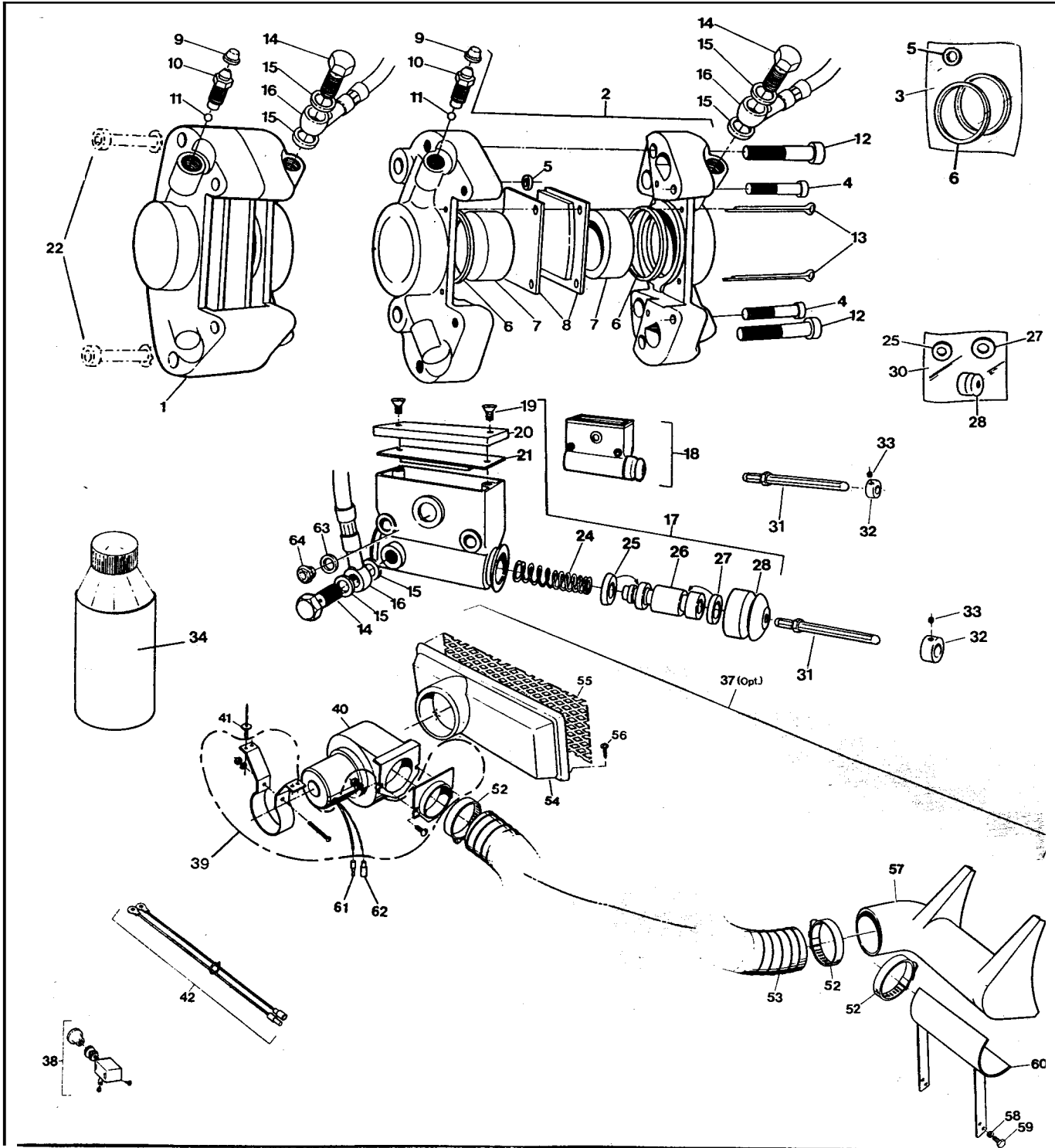
# 4.0 Power Pack Assembly

# Vanguard2 Parts Manual

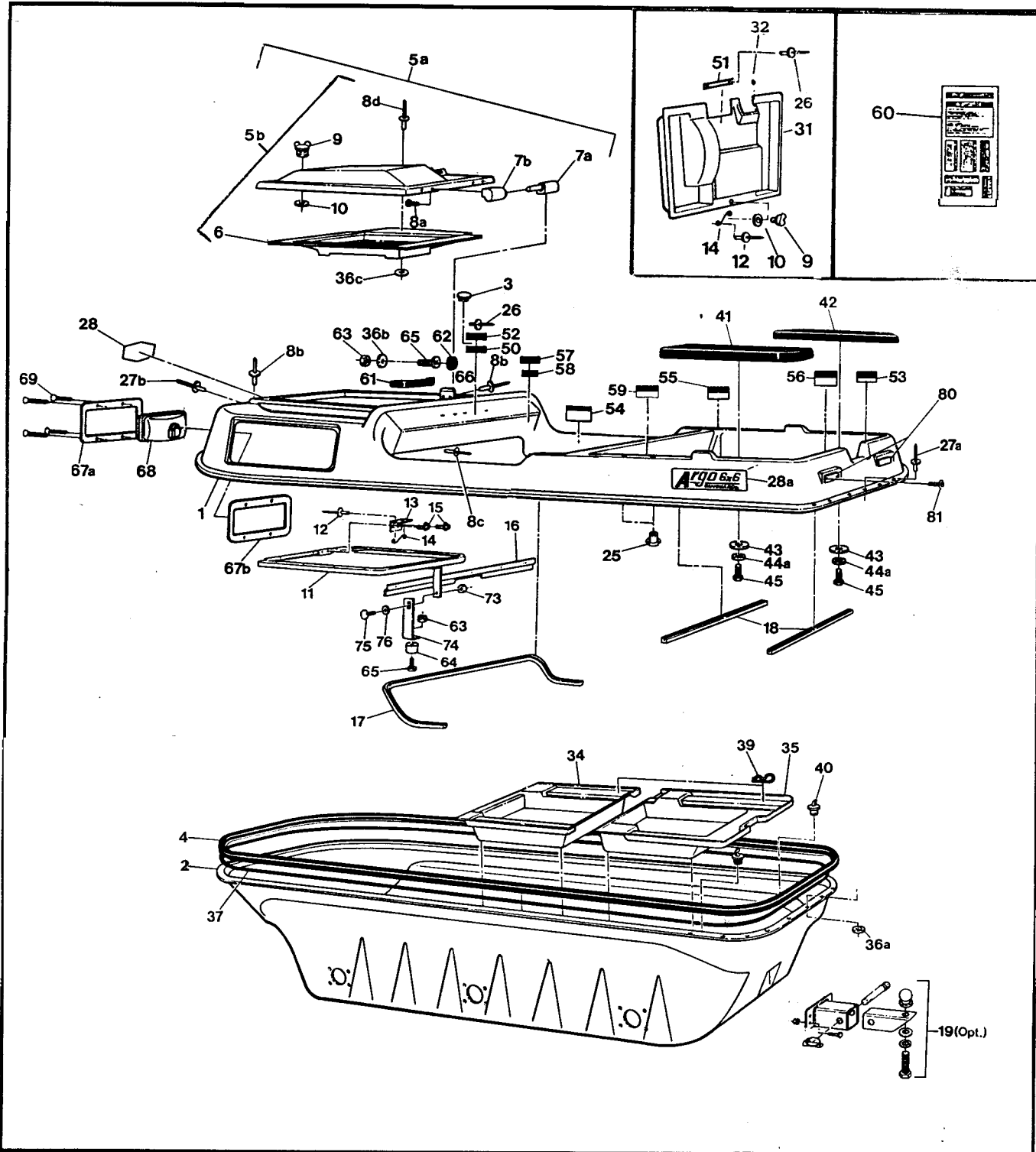




Ref	Part No.	Description	Qty	Ref	Part No.	Description	Qty
1	126-52	Engine - Vanguard V-Twin 16 HP incl. refs 2-14, 17	1	43	611-66	Frame-Power Pack Van55	1
2		See Section 8.0 Fuel System & Seat Assembly		44	110-14	Key 1/4x1/4x1.25	4
3	126-74	Spark Plug #3926	2	45	610-24H	Brake Disc -#40-2x15T w/hole	2
4	394018	Cartridge - Air Cleaner (BS#)	1	46	103-69	SHCS 1/4-20x1.50 Zinc	2
5	271271	Element - Air Cleaner (BS#)	1	47	113-02	O-Ring #106-7147	2
6	110-03	Key 1/4x3/16x2.375 RC46	1	48	810-21	Lever Assem., Brake - RH	1
7	127-31	Spring, Governor - Green	1	49	810-20	Lever Assem., Brake - LH	1
8	125-88	Spring, Return	1			See Section 5.0 Brake System	
8a	127-49	Spring, Return	1	53 to			
9	112-28	HHCS, 3/8-24x4.5 GR5 Zinc	1	57			
10	805169	Screw-Hex Head (BS #)	1	58	117-27	Locknut, Nylon 1/4-20 Zinc	2
10a	805169	Screw-Hex Head (BS #)	1	59	103-66	HHCS 1/4-20x4.00 Gr5 Zinc	2
11		SHCS 4-40x3/8	1	60		See Section 3.0 Clutch System	
12		NUT 4-40 Hex	2	61	612-76	Cable Asm, Throttle	1
13	805170	Clamp - Casing (BS#)	1	62	612-92	Cable Asm, Choke - Van55 incl. 63	1
13a	805170	Clamp - Casing (BS#)	1	63		Jam Nut, 5/16-24, Part of 62	2
14	601-86	Clip, Retainer	1	64	108-24	Washer 5/16 SAE Zinc	2
17	126-95	Filter, Oil	1	65	126-75	Knob, Choke - Black	1
18		See Section 3.0 Clutch		66	103-18	HHCS 3/8-24x1.25 GR5Zinc	2
19	811-14	Spacer	2	67	108-06	Lockwasher, 3/8 S/R, Zinc	2
21	103-37	HHCS 5/8-11x10.00 Gr5 Zc	1	67a	108-06	Lockwasher, 3/8 S/R, Zinc	1
22	117-56	Locknut, Nylon 5/8-11 Zinc	3	67b	108-06	Lockwasher, 3/8 S/R, Zinc	1
23	811-09	Washer, Square .64ID	3	68	108-18	Washer 13/32x1.375x11GA	3
24	811-10	Washer Asm, Square	2	69	125-56	Drive Belt	1
25	103-52	HHCS 5/8-11x7.50 Gr5 Zc	2	70	103-34	HHCS 3/8-16x1.25 GR5Zinc	1
26	108-24	Washer 5/16 SAE Zinc	8	71	110-09	Key 1/4x1/4x3.0	1
27	112-27	HHCS 5/16-18x1.75 GR5ZN	4	77	103-17	HHCS 3/8-16x1.00 GR5Zinc	2
28	117-21	Locknut, Nylon 5/16-18 Zinc	4	78	108-26	Washer 3/8 Zinc	2
30	127-35	Grip, Molded	2	79	603-29	Guard, Belt Protect	1
31	100-57	Throttle Twist Grip	1	80	601-92	Vinyl Trim, 1.5"	1
32		See Section 1.0 Transmission		81	601-93	Vinyl Trim - 4.25"	1
33	108-36	Washer .06x1.00x1.375 Zinc	as req	86	106-07	Retaining Ring N1400-75	4
38	117-06	Nut, Fin Hex 1/2-13 Zinc	2	87	127-33	Spring, Extension - Strg Lever	2
39	103-53	HHCS 3/8-16x3.0 Full Thread	2	88	103-55	HHCS 5/16-18x2.75 Gr5 Zc	3
39a	108-07	Lockwasher 1/2 Zinc	2	89	108-05	Lockwasher 5/16 Zinc	3
40	103-20	HHCS 1/2-13x6.50 GR5Zinc	2	92	812-01	Bracket Asm, Steering	1
				93	812-27	Lever Asm, Steering - LH	1
				94	812-26	Lever Asm, Steering - RH	1
				101	103-41	SHCS, 3/8-16x1.25 Zinc	4
				102	108-23	Washer 3/8 SAE Gr8 - Dich.	4
				103	126-89	Cap, Vinyl - Black	2



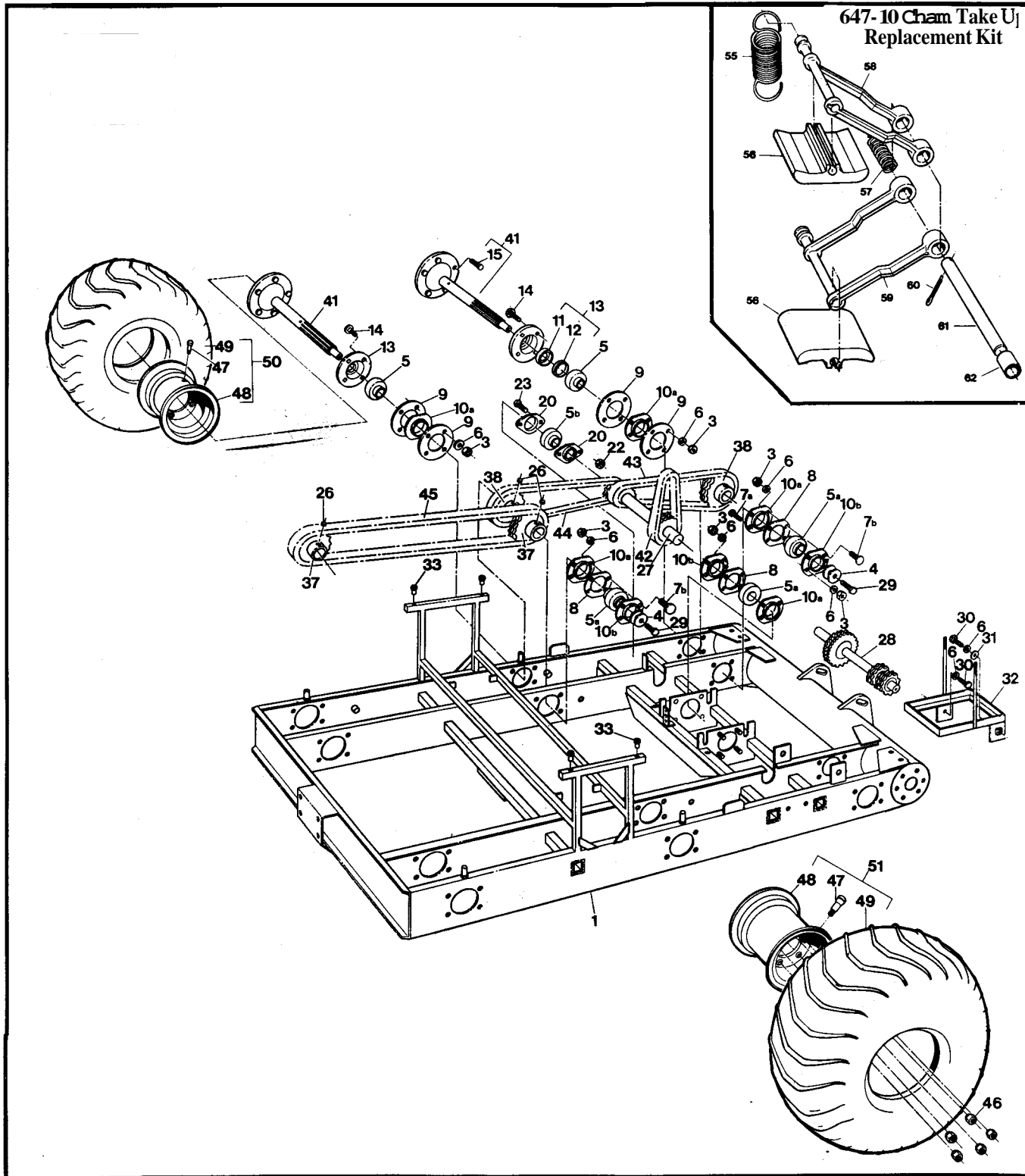
Ref	Part No.	Description	Qty	Ref	Part No.	Description	Qty
1	166-01	Caliper Asm, Brake - L (incl. Refs 5 to 13)	1	37	668-03	Brake Cooling Kit-Van2 (incl. Refs 38 to 62)	1
2	166-02	Caliper Asm, Brake - R (incl. Refs 5 to 13)	1	38	100-62	Switch, Light	1
3	161-01	O-Ring Kit, Caliper (incl. Refs 5 & 6)	2	39	125-92	Adpt. & Mounting Kit (incl. Refs 43 to 50)	
4	160-40	SHCS M8x1.25x40 Zn	2	40	125-91	Blower Fan	1
5		Seal, Rubber-5mm (see Ref 3)	1	41	120-13	Rivet 3/16"x5/8	4
6		Seal, Piston-41mm (see Ref 3)	2	42	613-35	Wire Harness	1
7	168-05	Piston 41mm	2x2	43		Mounting Bracket	1
8	170-01	Brake Pad Set(4)-Non-asbestos	1	44		Nut, #10-32	1
9	168-20	Plug, Rubber	1x2	45	See	Lockwasher, 3/16"	1
10	168-03	Screw, Bleeding M10x1.0	1x2	46	125-92	Screw, #10-32 x 2"	1
11	168-04	Ball, Check - 7/32 Dia.	1x2	47	above	Nut, 1/4-20	2
12	160-41	SHCS M10x1.5x50mm Zinc	2x2	48		Lockwasher, 1/4"	2
13	168-06	Pin, Cotter M3.2x50mm	2x2	49		Screw, 1/4-20 x 5/8"	2
14	160-44	Bolt, Banjo-M10x1.0x 21.0 Zinc	4	50		Adaptor, 3" dia.	1
15	160-01	Washer, Copper - 1.5x10.0x 14.0	8	52	125-35	Clamp, Gear 3.50" HF-52	3
16	163-01	Hose Asm,Hydraulic-300mm	1x2	53	127-44	Hose, Intake 3" dia. x 46"	1
17	165-06	Master Cylinder, (incl. Refs 19 to 21, 24 to 28, 63 & 64)	1	54	601-89	Intake Flange (specify clr)	1
18	165-05	Master Cylinder, (incl. Refs 19 to 21, 24 to 28, 63 & 64)	1	55	126-61	Intake Screen	1
19	160-42	FHMS M5x0.8x6mm	2x2	56	112-56	Pan HD Phil T/S #10x3/4 A Zinc	4
20	168-08	Cover	1x2	57	127-39	Brake Cool Air Duct	1
21	168-09	Cover, Rubber	1x2	58	108-03	Lockwasher 1/4 Split Ring	4
22		See Section 4.0 Power Pack Assembly		59	112-19	Screw, IHWH T/C Slot 1/4-20x1/2	4
24	162-02	Spring, Return	1x2	60	668-11	Mounting Bracket - Duct	1
25		Seal, Primary, 19mm (See Ref. 30)	1x2	61	118-02	Terminal, Male-#76-1251	1
26	168-10	Piston 19mm dia.	1x2	62	118-03	Terminal, Female - #76-1289	1
27		Seal, Secondary, 19mm (See Ref. 30)	1x2	63	160-03	O-ring, Oil Window	1x2
28		Boot, Rubber, (See Ref. 30)	1x2	64	168-14	Oil Window, Master Cylinder	1x2
30	161-25	O-Ring Kit-Master Cylinder (incl. Refs 25, 27 & 28)	1x2				
31	812-13	Pin Asm, Plunger-Adjustable	2				
32	812-17	Collar	2				
33	112-02	SHSS 10-24x1/4 Cone PT,PL	4				
34	126-19	Fluid, Brake-Silicon Dot 5 - .35L					



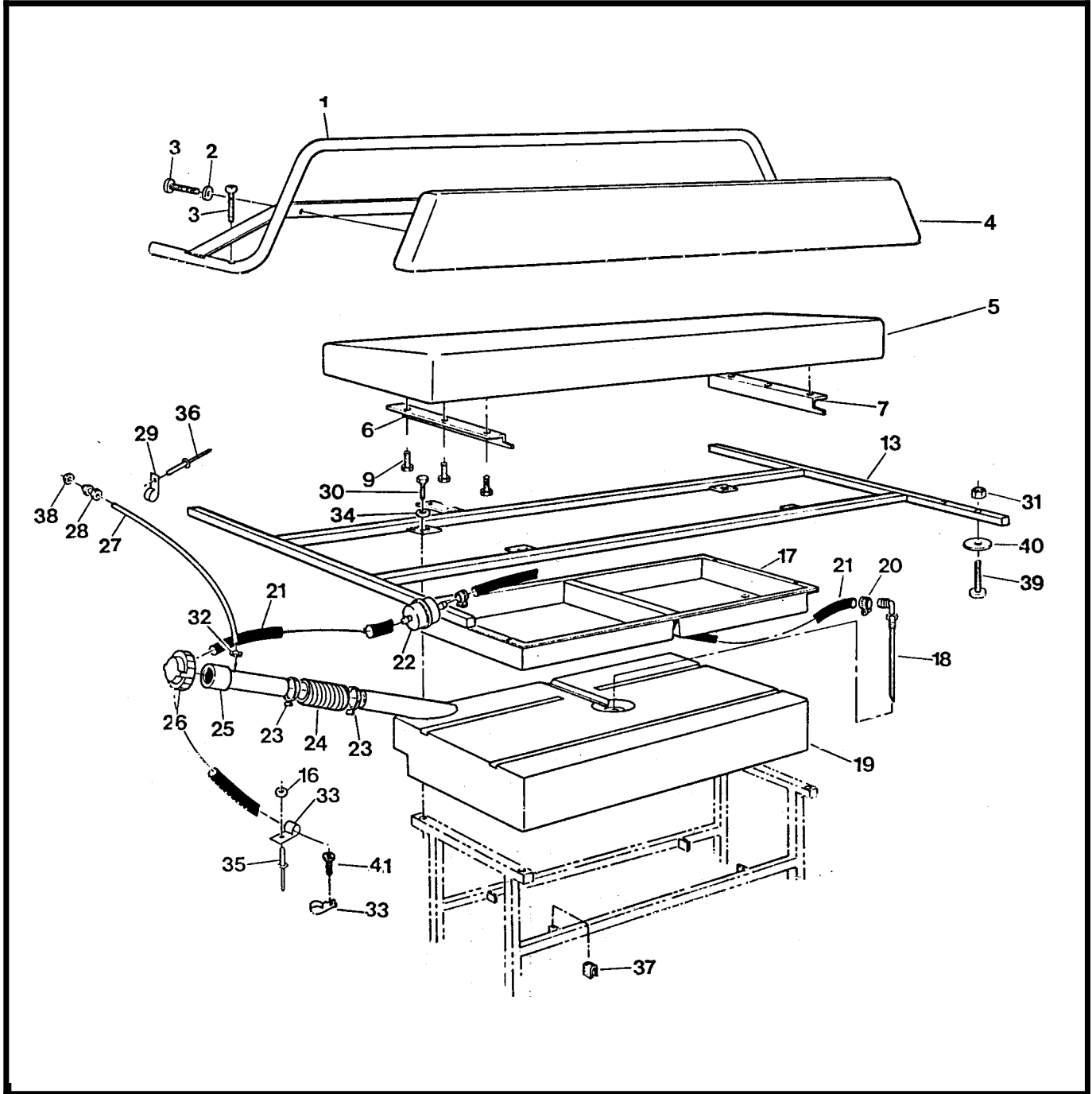
# Vanguard2 Parts Manual

# 6.0 Vehicle Body & Firewall

Ref	Part No.	Description	Qty	Ref	Part No.	Description	Qty
1	601-32	Body + Hood, Upper-VAN2 Replacement, specify colour (incl. Ref. 5b, 11, 12, 13, 14, 15)	1	36a	120-04	Washer, .195IDx.500Dx.08 Zc	46
2	603-91	Body, Lower - 6x6, specify colour	1	36b	120-05	Washer, .195x.50x.04 Zc	2
3	127-28	Plug, Nylon - Black	1	36c	120-04	Washer, .195IDx.500Dx.08 Zc	5
4	601-05	Bumper, Vinyl - 6x6	1	37	126-60	Vinyl Strip 1/2"x1/4"x37.5"	1
5a	602-37	Hood Kit - VAN2 specify colour	1	38	120-05	Washer .19x.50x.04 Zinc	2
5b	602-39	Hood Asm. - VAN2 specify colour (incl. 6,9,10,8d,36c)	1	39	100-16	Clip, Hitch Pin 1.625 Zinc	4
6	801-47	Duct, Intake Transition specify colour	1	40	100-18	Plug, Drain 5/8" x 13/32"	2
7a	127-45A	Pin, Hinge	2	41	601-03	Seat, Rear LH - 6x6	1
7b	127-45B	Knuckle, Hinge	2	42	601-02	Seat, Rear RH - 6x6	1
8a	103-47	HHCS 10-24x3/8	8	43	603-15	Washer, Plastic	2
8b	120-13	Rivet 3/16x5/8	7	44a	108-01	Washer, Fender 1/4BSx1.25OD	2
8c	120-13	Rivet 3/16x5/8	5	45	103-08	HHCS 1/4-20x1.00 Zinc	2
8d	120-09	Rivet 3/16x1	5	50	126-72	Plate, Holding Brake	1
9	126-10	Wing Stud	2	51	126-65	Shifting Plate	1
10	126-09	Grommet, Alum. #GH-7	2	52	127-26	Steering Lever Plate & Winch	1
11	602-24	Hood Support Assembly	1	53	126-67	Floor Pan Plate	1
12	120-15	Rivet, 1/8x7/16	4	54	126-68	Operation Plate	1
13	601-69	Spring Plate	1	55	126-69	Fuel Plate	1
14	126-11	Spring	2	56	126-70	Vehicle Capacity Plate	1
15	112-19	Screw, IHWH T/C Slot 1/4-20 x 0.5"	2	57	126-64	Vehicle ID Plate	1
16	602-29	Brace, Dash	1	58		U.S. Plate, Non-U.S. Argos only	1
17	601-08	Vinyl Trim, 84"	1	59	127-51	Plate, Capacity - 6x6	1
18	601-09	Vinyl Trim, 28"	2	60	126-73	French Decals, inc. 51-58 available as set only	1
19	626-10	Hitch Kit (Opt.)	1	61	125-41	Dash Handle, incl. 62 Plug cap, avail. only with 61	1 2
25	117-44	T-Nut 1/4-20 PL	4	62	117-10	Locknut, Nylon #10-24 Zinc	3
26	120-24	Rivet, Alum. 3/32x3/8 - all plates	38	63	126-88	Bumper, Rubber	1
27a	120-09	Rivet, 3/16x1	46	64	103-25	PHMS #10-24x3/4" Zinc	3
27b	120-09	Rivet, 3/16x1	25	65	602-38	Clip, Hood	1
28	601-44	Nameplate, "Argo"	1	66	613-75	Bezel, Headlamp	2
28a	127-41	Nameplate, 6x6 Vanguard2	2	67a	613-76	Bracket, Headlight Backing	2
31	609-33	Firewall	1	67b		See Section 9.0 Electrical System	
32	125-84	Grommet, Rubber	1	68			
34	803-02	Floor Pan, Front specify colour	1	69	103-24	OHPS T/S #6x1.00 Zinc	8
35	603-03	Floor Pan, Rear 6x6 specify colour	1	73	117-15	Nut, Fin. Hex 3/8-16 Zinc	1
				74	602-27	Support, Adjustable	1
				75	103-89	C/Bolt 3/8-16x.75 Gr2 Zinc	1
				76	108-06	Lockwasher, 3/8 S/R, Zinc	1
				80	127-01	Reflector, Red	2
				81	103-48	Pan HD PHIL T/S #10x5/8 A Zinc	4



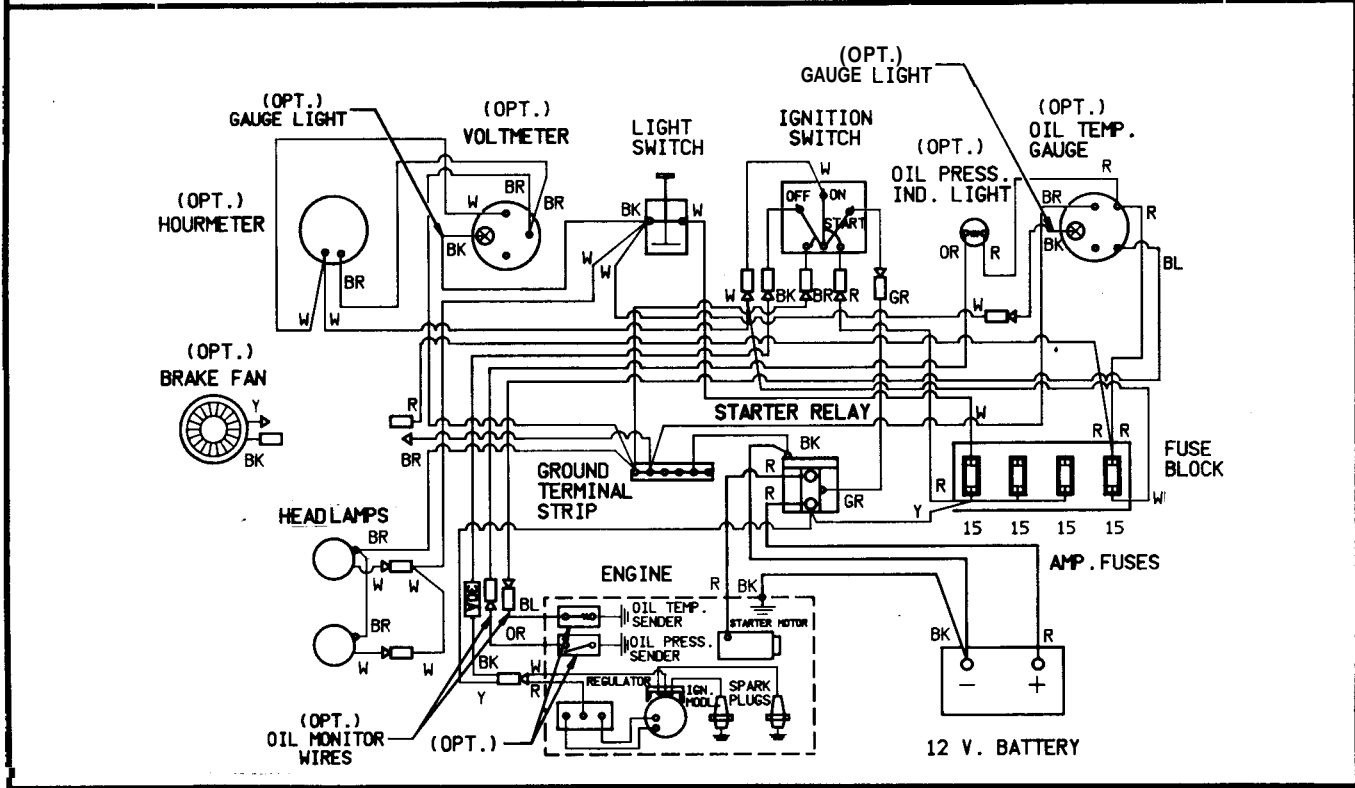
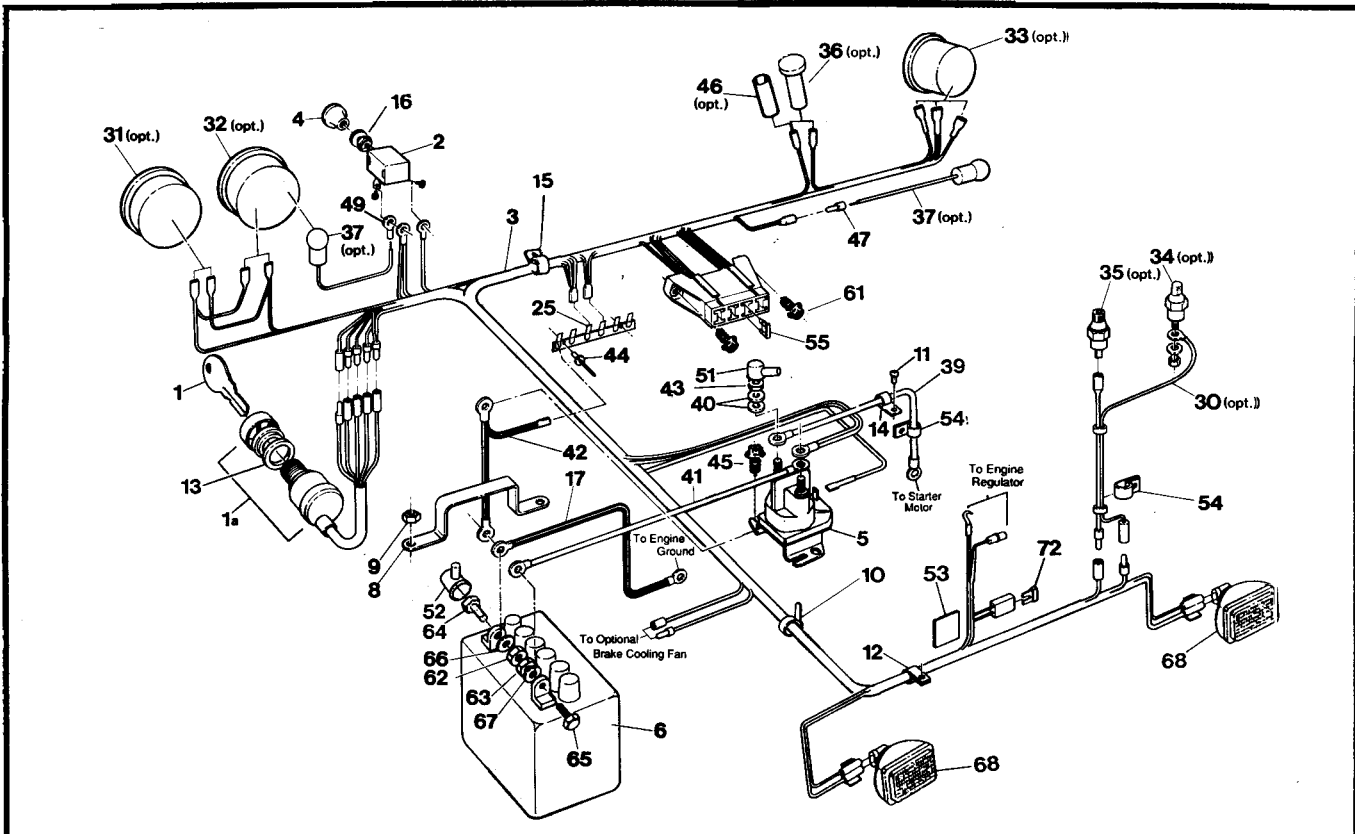
Ref	Part No.	Description	Qty	Ref	Part No.	Description	Qty
1	606-50	Frame Asm - 6x6 Van55	1	37	810-29	Sprocket, M/R Axle - 19T	4
3	117-15	Nut, Fin Hex 3/8-16 Zinc	56	38	810-28	Sprocket, Front Axle - 24T	4
4	108-46	Washer 13/32x1.375 Hi-Carb	12	41	810-75	Axle Asm (incl. Ref 15)	6
5	101-35	Bearing, Ball #1030-1.1/4GFS	6	42	603-22	Chain, Idler RC40-2x46P (incl. Ref 54)	2
5a	101-41	Bearing, Ball #1030-1GFS	8	43	603-17	Chain, RC50-2x42P-Frt. (incl. Ref 53)	2
5b	101-30	Bearing, Ball 1.0 Setscrew	2	44	603-20	Chain, RC50-2x70P-Mid. (incl. Ref 53)	2
6	108-06	Lockwasher, 3/8" S/R Zc	58	45	603-21	Chain, RC50-2x96P-Rear (incl. Ref 53)	2
7a	103-17	HHCS 3/8-16x1.00 GR5 Zc	2	46	117-35	Nut, Wheel 7/16-20 Zinc	5x6
7b	103-88	C/Bolt 3/8-16x1.00 GR5 Zc	22	47	125-26	Valve, Tire (See Ref. 48)	6
8	605-99	Gasket, Flange	8	48	125-15C	Rim, 8x7-5 Bolt c/w valve (incl. Ref 47)	6
9	605-89	Gasket, Outer Brg Flange	12	49	126-96	Tire, Goodyear Runamuk 22x10-8	6
10a	605-63	Flange, Bearing - Outer	14	50	126-98C	Tire & Rim Assem. - LH (incl. Refs 48 & 49)	3
10b	101-20	Flange Assem., Bearing	8	51	126-97C	Tire & Rim Assem. - RH (incl. Refs 48 & 49)	3
11	102-14	Seal, Oil CR#12361	6	53	100-96	Con. Link, RC50-2 H.D.	1x6
12	102-15	Seal, Oil CR#12379	6	54	100-97	Con. Link, RC40-2 H.D.	1x2
13	605-97	Flange Assem., Outer (uses Ref. 11 & 12)	6	55	125-61	Spring, Tensioner	1x4
14	112-39	C. Bolt, 3/8-16x1.75" GR5 Zc	24	56	603-61	Slider Block	2x4
15	103-80	Stud, Wheel 7/16-20x1.125	5x6	57	125-78	Spring, Spacer	1x4
20	101-14	Flangette - 2 Hole - Trim 1"	4	58	603-77	Upr Chn Tensioner Arm	1x4
22	117-04	Locknut, Nylon 5/16-24 Zinc	4	59	603-76	Lwr Chn Tensioner Arm	1x4
23	103-46	HHCS 5/16-24x1.00 GR5 Zc	4	60	100-01	Pin, Cotter 1/8x1.5" Zinc	1x4
26	112-03	SHSS 5/16-18x3/8 1/2 DOG,PL	6	61	603-78	Pivot Pin	1x4
27	606-30	Idler Asm - L 4x11T 2x24T	1	62	603-66	Spacer, .500 ID x .625 lg	1x4
28	606-31	Idler Asm - R 4x11T 2x24T	1	.	647-10	Chain Take Up Replacement Kit (incl. Refs 55 thru 62 as shown)	4
29	112-31	HHCS 3/8-16x1.0 2B GR8 Zc	6				
30	112-14	HHCS 3/8-16x.750 Gr5 Zc	2				
31	108-15	Washer 3/8 SAE Zinc	1				
32	604-84	Frame Asm. - Battery	1				
33	117-64	Insert, 1/4-20	4				





# Vanguard2 Parts Manual 8.0 Fuel System and Seat Assembly

Ref	Part No.	Description	Qty	Ref	Part No.	Description	Qty
1	803-50	Handrail Assembly	1	21	608-42	Fuel Hose, 110"	1
2	108-03	Lockwasher, Split Ring 1/4"	4	22	125-64	Fuel Filter, G 81-4	1
3	112-41	PHMS, PHIL 1/4-20x1.250Zc.	6	23	100-12	Clamp, Gear 2.25" HF36	2
4	608-39	Back Pad Assembly	1	24	125-94	Hose, Filler	1
5	608-43	Seat, Bench	1	25	126-47	Fuel Neck Assembly	1
6	608-30	Angle, Left	1	26	126-46	Cap, Fuel	1
7	608-31	Angle, Right	1	27	126-77	Hose, Vent 93" 6x6	1
9	103-72	Screw, IHWH T/C Slot 1/4-20x3/4	6	28	126-50	Male Connector, 1/4"	1
13	804-17	Frame Assembly, Seat	1	29	126-94	Clamp, Nylon Wire, 1/4"ID	4
16	120-04	Washer, .195IDx.50ODx.08Z	3	30	112-04	HHCS 1/4-20x3/4 Gr 2 Zinc	4
17	608-32	Tool Box	1	31	117-10	Locknut, Nylon #10-24 Zinc	12
18	608-28	Pickup Assembly, Fuel (See Ref. 19)	1	32	126-62	Clamp, Gear 1/4" 2-Ear #0507	1
19	608-24	Tank, Fuel 32 litre (incl. Ref. 18)	1	33	126-93	Clamp, Nylon Wire, 1/2" ID	4
20	100-70	Clamp, Gear 1/2" HF4	4	34	108-08	Washer, .28x.62x.04 Zinc	4
				35	120-09	Rivet, 3/16 x 1	3
				36	120-13	Rivet, 3/16x5/8	6
				37	702-06	Foam Cushion	4
				38	117-54	Locking PAL Nut, 1/2-20 Zc	1
				39	112-07	RHMS, 10-24 x 1.25 Zinc	12
				40	108-42	Washer, .062x7/32x1.00 Zc	12
				41	103-48	T/S Pan HD PHIL #10-5/8 A Zc	1



Ref	Part No.	Description	Qty	Ref	Part No.	Description	Qty
1	100-39A	<b>Key</b>	1	41	613-26	Power Cable	1
1a	126-17	Ignition Switch, incl. Ref 1	1	42	613-58	Ground Wire	1
2	100-62	Switch, Light	1	43	117-20	Nut, Fin. Hex, 1/4-20Zinc	2
3	613-71	Main Wire Harness, incl. Fuse Holder	1	44	120-15	Rivet, 1/8x7/16	2
4	126-76	Knob, Light	1	45	112-19	Screw, IHWH TC Slot 1/4-20x1/2	2
5	613-68	Starter Relay	1	46	118-48	Heat Shrink, 2 x 1/2 (Opt.)	1
6	100-25	Battery, P-22NF245TL	1	47	118-02	Terminal, Male-#76-1251-88	1
8	604-52	Battery Retaining Bracket	1	49	118-30	Terminal, Eye - #10	1
9	117-21	Locknut, Nylon 5/16-18 Zinc	2	51	613-45	Terminal Insulator (6 ga.)	1
10	100-64	Tie Wrap, 5.5" - Black	8	52	613-46	Terminal Insulator (2 ga.)	1
11	103-48	Pan HD PHIL T/S #10x5/8 A Zinc	1	53	702-06	Foam Cushion	2
12	126-93	Clamp, Nylon Wire -1/2" ID	10	54	126-83	Clip, Hose 5/16 I.D. #C-950PC	2
13	108-57	Washer, 3/4" ID, Tooth Lock	1	55	118-49	Fuse, 15 Amp, 2-prong (AT015)	4
14	126-93	Clamp, Nylon Wire - 1/2" ID	1	61	112-51	Screw, IHWH TC #10-24x5/8	2
15	127-24	Clamp, Nylon - 1" ID	1	62	117-20	Nut, Fin. Hex 1/4-20Zinc	1
16	108-55	Lockwasher, Ext. Tooth 7/16	1	63	117-03	Nut, Fin. Hex 5/16-18 Zinc	1
17	613-18	Ground Wire	1	64	112-04	HHCS, 1/4-20x3/4" GR2 Zc	1
25	613-37	Ground Terminal Strip	1	65	112-01	HHCS, 5/16-18x.750 GR5Zc	1
30	613-38	Oil Monitor Wires (opt.)	1	66	108-08	Washer, 1/4 SAE Zinc	1
31	632-15	Hourmeter, #56548-10 (#876EM) (opt.)	1	67	108-24	Washer, 5/16" SAE Zinc	1
32	633-10	Voltmeter, #07583-15 (#830EM) (opt.)	1	68	613-69	Headlamp, Halogen	2
33	634-11	Oil Temp. Gauge #07556-88 (#828EM) (opt.)	1	72	118-51	Fuse, 30A 2-prong (AT030)	1
34	634-12	Oil Temp. Sender #02024-01 (opt.)	1				
35	52.099.06	Oil Pressure Switch, 6 psi (opt.) (Kohler #)	1				
36	634-08	Engine Oil Pressure Light (opt.)	1				
37	634-10	Light Kit, #06215-00 5/8" dia., see Ref. 32,33 (opt.)	2				
39	613-45	Cable Starter	1				
40	108-03	Lockwasher, 1/4Zinc	5				

# **ARGO Products Manufactured by:**

**Ontario Drive & Gear Limited**

P.O. Box 280, Bleams Road

New Hamburg, Ontario


CANADA NOB 2G0

Phone: (519) 662-2840

Fax: (519) 662-2421

**ODG** *Dedicated to quality and performance*

**Argo 6x6**  
**VANGUARD<sub>2</sub>**



# **ARGO**

## **VANGUARD2**

### **PARTS MANUAL**

**Model No. V697-55**  
**From Serial #SN9600**

# Foreword

**ODG** has prepared this manual for the **VANGUARD2** model to assist both qualified mechanics and vehicle owners in ordering correct, quality replacement **ARGO** parts.

Proper and regular service, and replacing old, worn or broken parts with the correct **ARGO** replacement parts, are both essential to prolonging the life of the **ARGO**. Please refer to this parts manual before ordering any replacement part.

All information contained in this **VANGUARD2** Parts Manual is based on the latest product specification available at time of printing. If your **VANGUARD2** differs from the specifications contained in this manual, **contact Ontario Drive & Gear Limited for information.**

**ODG** reserves the right to alter specifications on the **VANGUARD2** model at any time, without obligation or prior notification.

Reproduction of the **VANGUARD2** Parts Manual No. 697-55, in whole or in part, is prohibited without prior written permission from **Ontario Drive & Gear Limited.**

## Model Identification


VANGUARD2 - Model No. V697-55

## Explanation of Parts Manual Format

- |                    |  |
|--------------------|--|
| <b>Ref</b>         | - Reference number between Assembly Diagram and Component Parts List |
| <b>Part No.</b>    | - Argo replacement part number for identification and re-ordering    |
| <b>Description</b> | - Part description for identification and re-ordering                |
| <b>Qty</b>         | - Indicates the quantity of a part used in an Assembly               |

# ARGO 6x6

## VANGUARD<sub>2</sub>



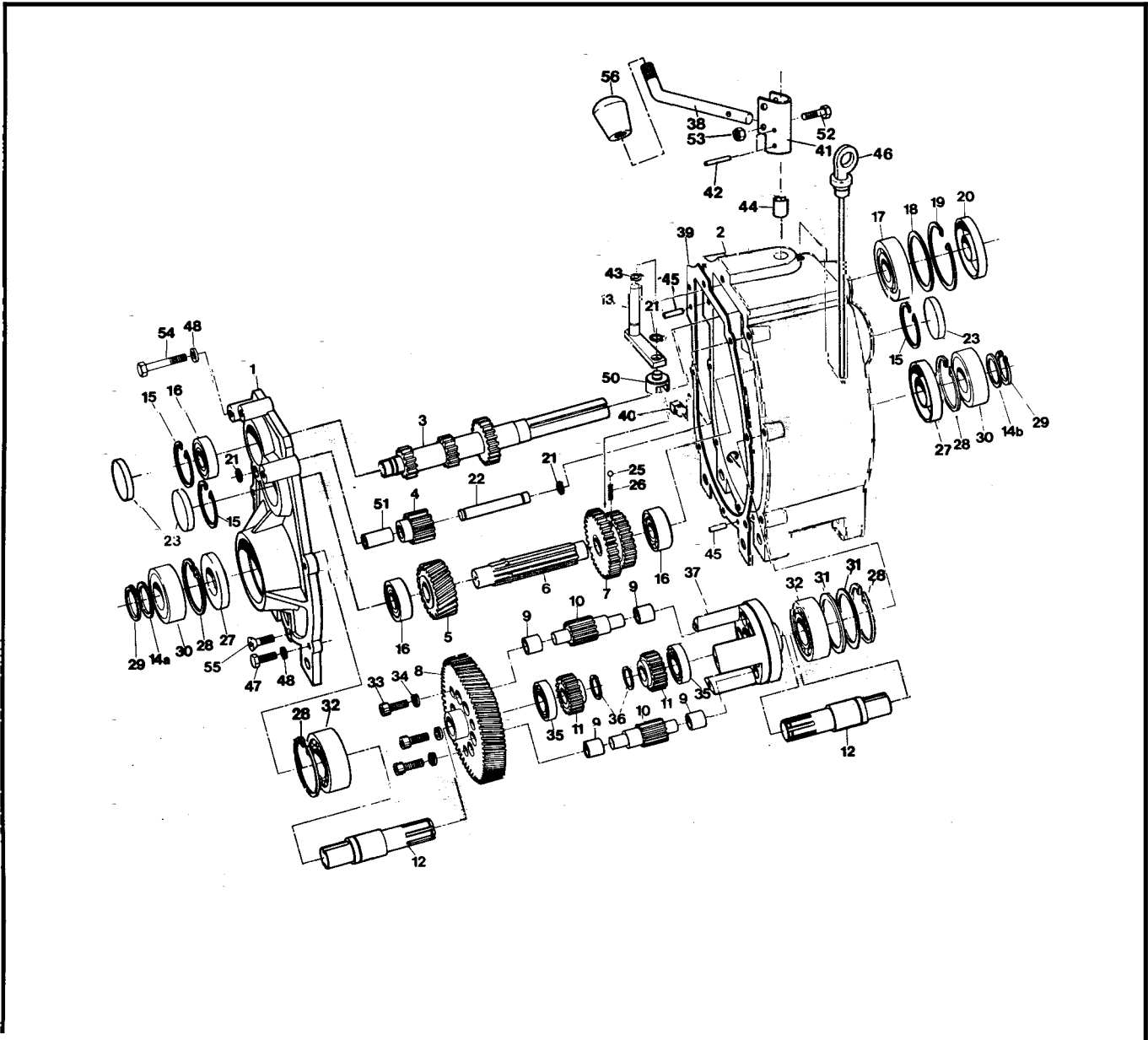
### Using the Parts Manual

1. Find the major vehicle assembly in the Table of Contents on this page, and turn to that section.
2. Locate the part in the illustration that you wish to order.
3. Refer to the parts list in that section.
4. Find the correct part number (Part No.), part description (Description) and correct quantity (Qty).
5. Use *only* this information to order **ARGO** replacement parts. **DO NOT** attempt to order a replacement part by Ref number or Page number.

---

### Table of Contents

Foreword .....	i
Model Identification .....	i
<b>Using the Parts Manual</b> .....	ii
1.0 Transmission .....	1
2.0 Intake and Exhaust System .....	3
3.0 Clutch System .....	3
<b>4.0 Power Pack Assembly</b> .....	5
5.0 Brake System .....	7
6.0 Vehicle Body and Firewall .....	9
7.0 Frame and Drive System .....	11
8.0 Fuel System and Seat Assembly. . .	13
9.0 Electrical System .....	15

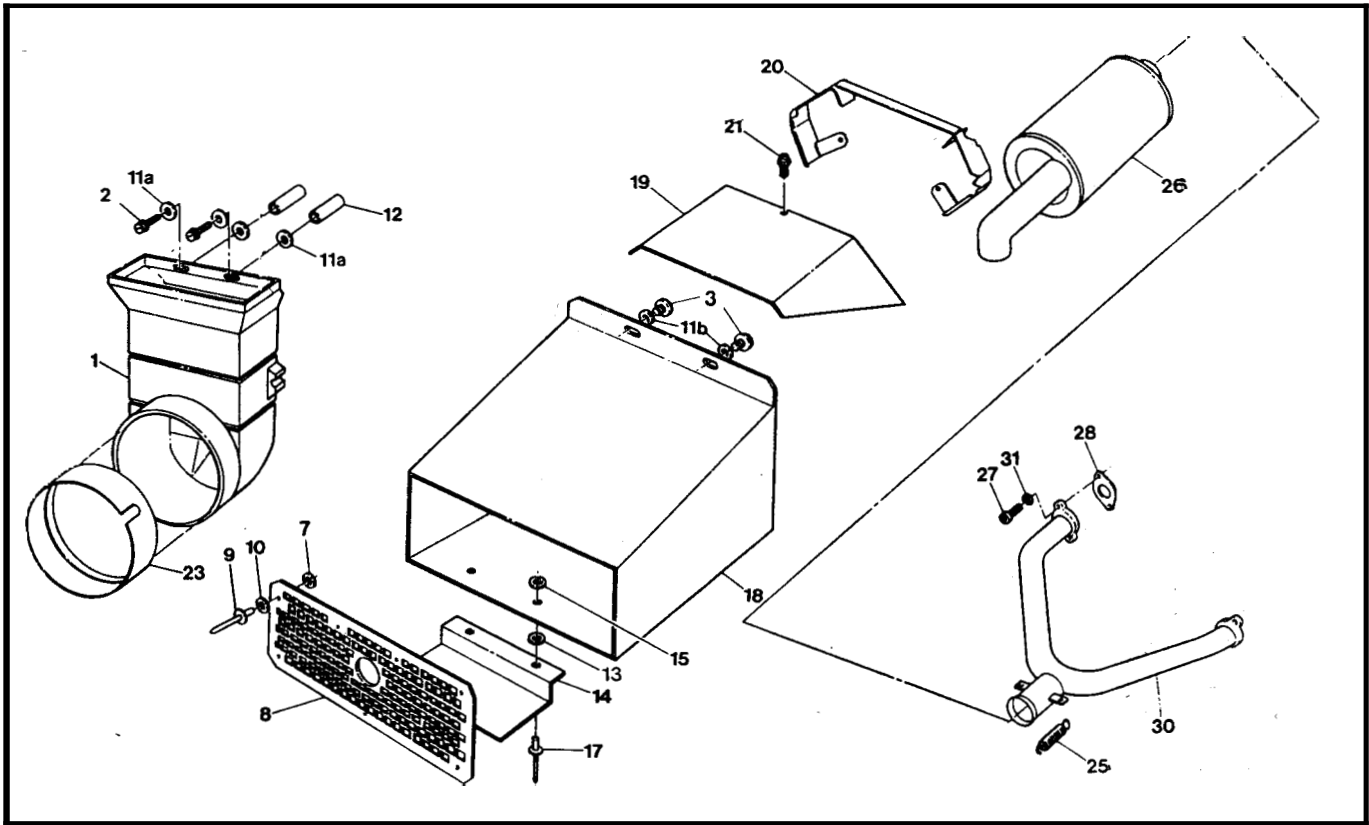




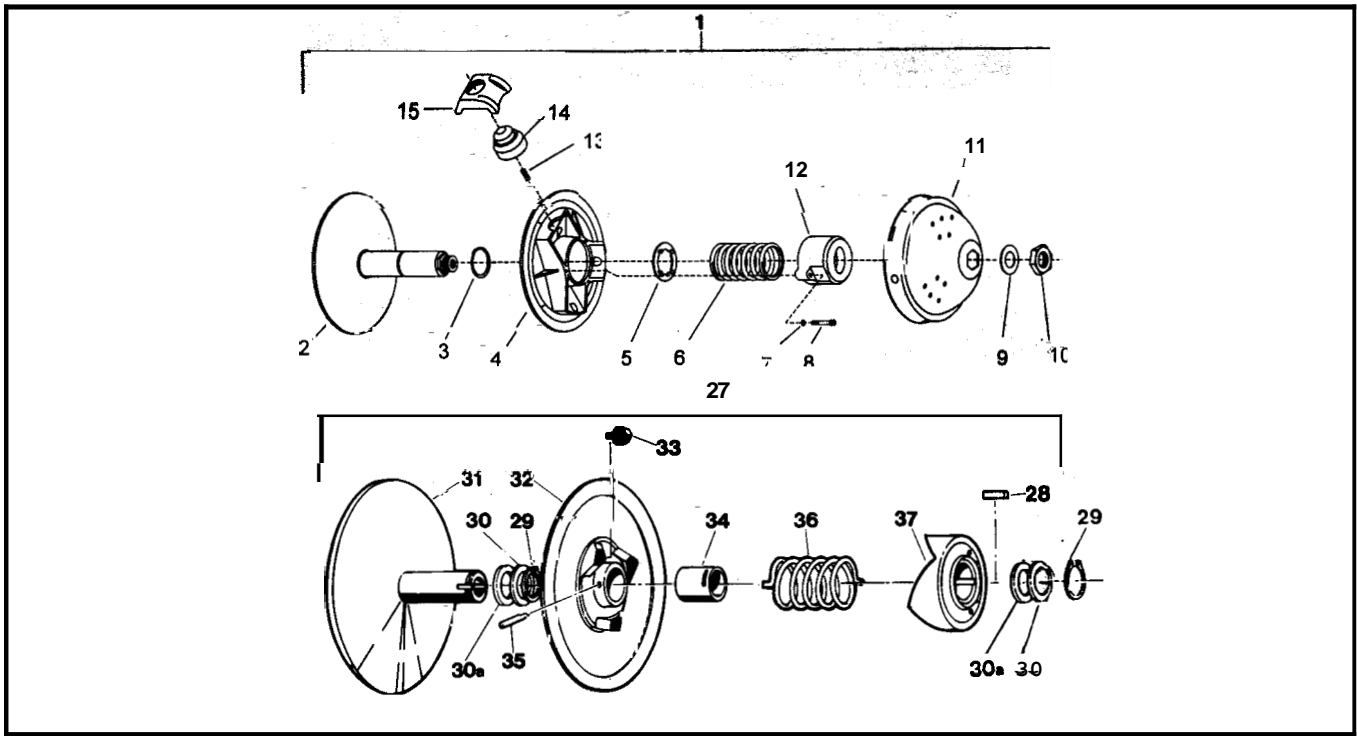
Ref	Part No.	Description	Qty
	• 610-17HU	Transmission Asm - HU, does not include Refs 38, 52, 53 & 56	
1	34-68	Cover, Transmission	1
2	34-99	Housing, Transmission	1
3	34-21	Shaft, Input - 13/21T	1
4	34-16A	Gear, Idler 13 T (incl. Ref. 51)	1
5	34-96	Gear, Helical - 26T-H	1
6	34-94	Shaft, Spline	1
7	34-91	Gear, Double - 26/33T	1
8	34-43	Gear Plate - 71T-H	1
9	105-03	Bushing, Oilite 1/2 x 3/4	12
10	34-13	Gear, Planet - 12T	6
11	34-14	Gear, Sun - 21T	2
12	34-81	Shaft, Output	2
13	34-55	Shifter Asm	1
14a	114-04	Washer, Shim .040 Thk	1
14b	114-05	Washer, Shim .020 Thk	1
15	106-01	Retaining Ring	3
16	101-01	Bearing, Ball 6204Z-C3	3
17	101-16	Bearing, Ball 6206-C3	1
18	114-02	Washer, Shim	as req.
19	106-05	Retaining Ring	1
20	102-05	Seal, Oil WBS 30x62x10	1
21	107-05	Retaining Ring	3
22	34-11	Pin, Dowel 1/2 x 3.50	1
23	31-07	Plug Plate	3
25	109-05	Ball, Steel 6mm 62-67 Rc	1
26	34-32	Spring, Compression - 7/32 x 0.50	1
27	102-03	Seal, Oil WBS 30x72x10	2
28	106-03	Retaining Ring	4
29	107-02	Retaining Ring	2
30	101-05	Bearing, Ball 6306-2NSE C3	2

Ref	Part No.	Description	Qty
31	114-01	Washer, Shim .020x2.25x2.81	2
32	101-03	Bearing, Ball 6207-C3	2
33	103-04	SHCS 5/16-18 x 1.00 Bare	3
34	108-02	Lockwasher, Hi-Collar 5/16 Bare	3
35	101-15	Bearing, Ball 6005-C3	2
36	107-04	Retaining Ring	2
37	34-08	Cage	1
38	610-67	Lever, Shift	1
39	34-47	Gasket, Cover - 1/64"Thk	1
40	103-02	Plug, Magnetic 3/8 - 18 NPT Sq. Hd	1
41	34-86	Holder, Shift Lever	1
42	111-01	Pin, Spring 5/32 x 1.00	2
43	113-01	O-Ring 012-7147	1
44	105-02	Bushing, Oilite 1/2x 1.0	1
45	104-03	Pin, Dowel 1/4 x 7/8	2
46	34-77	Dipstick - with Breather	1
47	103-06	HHCS 5/16-18x1.00 GR5 Zinc	4
48	108-05	Lockwasher 5/16 Zinc	7
50	34-63	Shift Yoke	1
51	105-05	Bushing, Oilite 1/2 x 1.5 (in Ref 4)	1
52	103-97	HHCS 1/4-20x1.25 GR5 Zinc	1
53	117-27	Locknut, Nylon 1/4-20 Zinc	1
54		See Section 4.0 Power Pack Assembly	
55	103-95	FHSC 5/16-18x1.0 GR8 Zinc	1
56	126-38	Knob, Shift	1

# 2.0 Intake and Exhaust System Vanguard2 Parts Manual



## 3.0 Clutch System



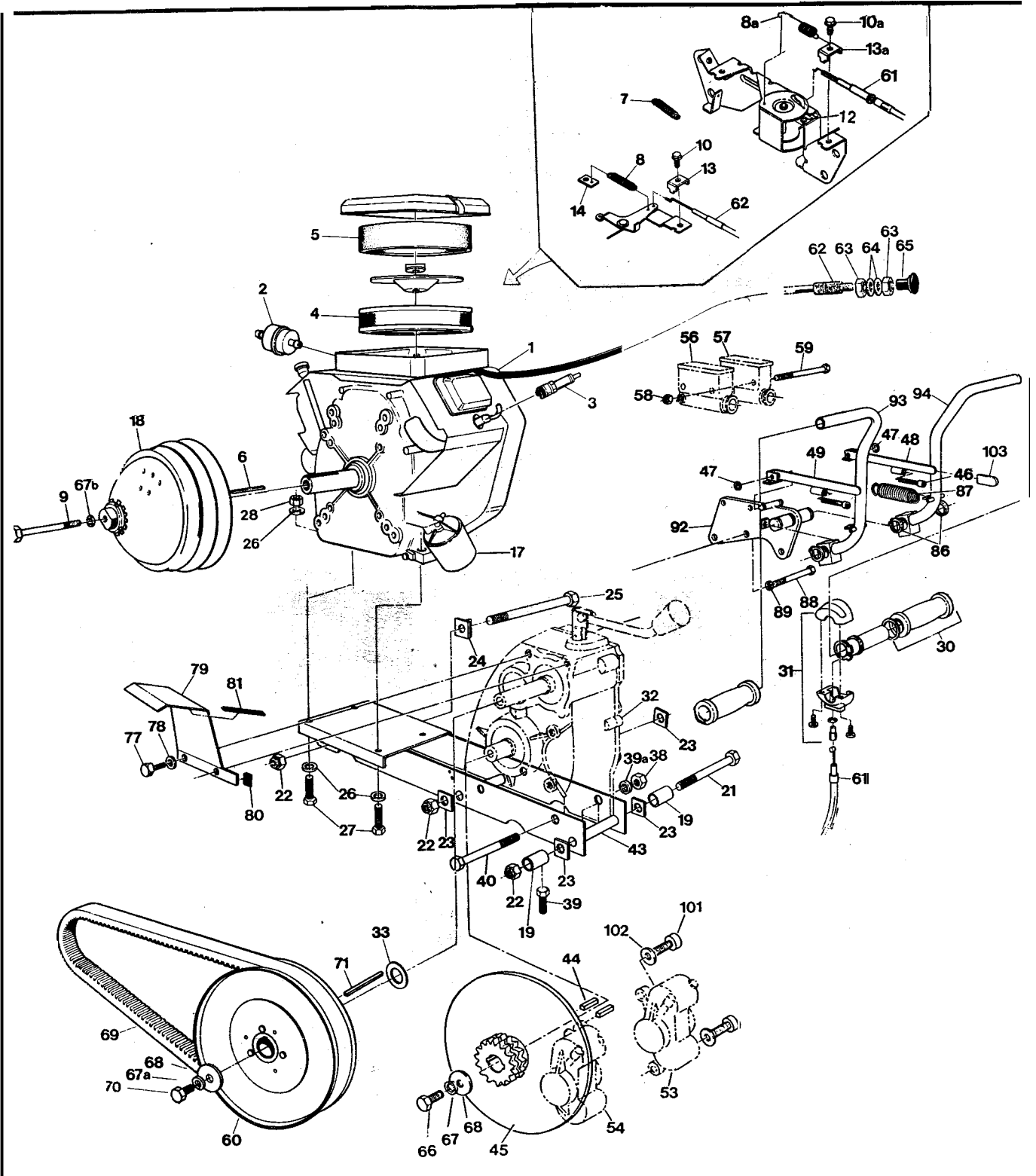
# Vanguard2 Parts Manual 2.0 Intake and Exhaust System

Ref	Part No.	Description	Qty	Ref	Part No.	Description	Qty
1	603-81	Duct, Intake	1	15	120-04	Washer, .195x.50x.08 Zinc	2
2	112-48	Screw, T/S HH#14x2.25 Zinc	2	17	120-13	Rivet - 3/16x5/8	2
3	112-19	Screw, IHWH T/C Slot 1/4-20x0.5	2	18	707-32	Duct, Exhaust	1
7	120-05	Washer, .195x.50x.040 Zinc	7	19	707-26	Cover, Engine Duct	1
8	707-31	Screen, Exhaust	1	20	707-25	Duct, Engine	1
9	120-09	Rivet 3/16 x 1	7	21	112-19	Screw, IHWH T/C Slot 1/4-20x0.5	3
10	125-59	Washer, Fibre -.062x.25x.50	7	23	603-82	Seal	1
11a	108-08	Washer, 1/4 SAE Zinc	4	25	126-57	Spring, Exhaust	2
11b	108-08		2	26	707-15	Muffler	1
12	120-29	Spacer, .26IDx1.12LG	2	27	112-30	SHCS, M8x1.25x20.0 Zinc	4
13	125-58	Washer, Fibre - W-77F	2	28	805024	Gasket	2
14	707-28	Support, Exhaust Duct	1	30	707-05	Manifold, Exhaust	1
				31	108-02	Lockwasher, Hi-Collar 5/16, PL	4

## 3.0 Clutch System

Ref	Part No.	Description	Qty	Ref	Part No.	Description	Qty
1	127-72	Clutch, Driver, keyed incl. Refs. 2 to 15,0400-0028	1	27	126-24	Clutch, Driven Model "B" SODB0001 (incl. Refs. 28 to 37)	1
2	0405-0021	Pulley, Half - Fixed	1	28	ASK-5	Key 1/4 x 1/4 x 3/4	1
3	V08	Ring, Retaining D1400-350	1	29	ASR-6	Retaining Ring N1400-150A	2
4	0410-0007	Pulley, Half - Sliding	1	30	ASA-1	Spacer .050" Thick	as req
5	V09	Plate, Spring Guide	1	30a	ASA-1-S	Spacer .025" Thick	as req
6	V10-48-108-18	Spring	1	31	AFK25.4-250OD01	Pulley, Half - Fixed	1
7	420-2453-700	Lockwasher	3	32	AMC-2-250OD01	Pulley, Half - Sliding incl. Refs. 33, 34 and 35	1
8	222-9640-66	SHCS	3	33	ANS-2-T	Shoe, Cam	3
9	1080-0153	Washer	1	34	AMB-2	Bushing, Bronze	1
10	1080-0100	Nut	1	35	111-01	Pin, Spring 5/32 x 1.00 Slotted	1
11	0115-0015(B)	Cap	1	36	4CS-3-188	Spring, Blue	1
12	0440-0001	Cover, Spring	1	37	AFC-4-C3D4	Cam	1
13	C24-L1	Spring, Anti-Noise	3				
14	C13-200	Slug, Lead 200g	3				
15	1130-3002	Block, Red	3				

# 4.0 Power Pack Assembly Vanguard2 Parts Manual



Ref	Part No.	Description	Qty	Ref	Part No.	Description	Qty
1	126-52	Engine - Vanguard V-Twin 16 HP incl. refs. 2-14, 17 B&S #3034471026E1	1	43	611-66	Frame-Power Pack Van.	1
2		<b>See Section 8.0 Fuel System &amp; Seat Assembly</b>		44	110-14	Key 1/4x1/4x1.25	4
3	126-74	Spark Plug #3926	2	45	610-24H	Brake Disc-#40-2x15Tw/hole	2
4	394018	Filter, Air (BS#)	1	46	103-69	SHCS 1/4-20x1.50 Zinc	2
5	272490	Element - Foam (BS#)	1	47	113-02	O-Ring #106-7147	2
6	110-03	Key 1/4x3/16x2.375 RC46	1	48	810-21	Lever, Assem., Brake - RH	1
7	127-31	Spring, Governor - Green	1	49	810-20	Lever, Assem., Brake - LH	1
8	125-88	Spring, Return	1			<b>See Section 5.0 Brake System</b>	
8a	127-49	Spring, Return	1	53 to			
9	112-28	HHCS, 3/8-24x4.5 GR5 Zinc	1	57			
10	805169	Screw-Hex Head (BS #)	1	58	117-27	Locknut, Nylon 1/4-20 Zinc	2
10a	805169	Screw-Hex Head (BS #)	1	59	103-66	HHCS 1/4-20x4.00 Gr5 Zinc	2
13	805170	Clamp - Casing (BS #)	1	60		<b>See Section 3.0 Clutch System</b>	
13a	805170	Clamp - Casing (BS #)	1	61	612-76	Cable Asm, Throttle	1
14	601-86	Clip, Retainer	1	62	612-92	Cable Asm, Choke incl. 63	1
17	126-95	Filter, Oil	1	63		Jam Nut, 5/16-24, Part of 62	2
18		<b>See Section 3.0 Clutch</b>		64	108-24	Washer 5/16 SAE Zinc	2
19	811-14	Spacer	2	65	126-75	Knob, Choke - Black	1
21	112-57	HHCS 5/8-11x10.00 Gr5 Zinc	1	66	103-18	HHCS 3/8-24x1.25 Gr5 Zinc	2
22	117-09	Locknut, Nylon 5/8-11 Zinc	3	67	108-06	Lockwasher, 3/8 S/R, Zinc	2
23	811-09	Washer, Square .64ID	5	67a	108-06	Lockwasher, 3/8 S/R, Zinc	1
25	112-58	HHCS 5/8-11x7.50 Gr5 Zinc	2	67b	108-06	Lockwasher, 3/8 S/R, Zinc	1
26	108-24	Washer 5/16 SAE Zinc	8	68	108-18	Washer 13/32x1.375 x 11GA	3
27	112-27	HHCS 5/16-18x1.75 Gr5 Zinc	4	69	125-56	Drive Belt	1
28	117-21	Locknut, Nylon 5/16-18Zinc	4	70	103-34	HHCS 3/8-16x1.25 Gr5 Zinc	1
30	127-35	Grip, Molded Rubber	2	71	110-09	Key 1/4 x 1/4 x 3.0	1
31	100-57	Throttle Twist Grip	1	77	103-17	HHCS 3/8-16x1.00 Gr5 Zinc	2
32		<b>See Section 1.0 Transmission</b>		78	108-26	Washer 3/8 Zinc	2
33	108-36	Washer .06x1.00x1.375 Zinc	as req	79	603-29	Guard, Belt Protect	1
38	117-06	Nut, Fin Hex 1/2-13 Zinc	2	80	601-92	Vinyl Trim - 1.5"	1
39	103-53	HHCS 3/8-16x3.0 Full Thread	2	81	601-93	Vinyl Trim - 4.25"	1
39a	108-07	Lockwasher 1/2 Zinc	2	86	106-07	Retaining Ring N1400-75	4
40	103-20	HHCS 1/2-13x6.5 Gr5 Zinc	2	87	127-33	Spring, Extension - Strg Lever	2
				88	103-55	HHCS 5/16-18x2.75 Gr5 Zinc	3
				89	108-05	Lockwasher 5/16 Zinc	3
				92	812-01	Bracket Asm., Steering	1
				93	812-27	Lever Asm., Steering - LH	1
				94	812-26	Lever Asm., Steering - RH	1
				101	103-41	SHCS, 3/8-16x1.25 Zinc	4
				102	108-23	Washer 3/8 SAE Gr8 - Dich.	4
				103	126-89	Cap, Vinyl - Black	2



Ref	Part No.	Description	Qty	Ref	Part No.	Description	Qty
1	166-01RM	Caliper, Brake - L w/o pads (incl. Refs. 5, 6, 7, 9 - 12)	1	37	668-03	Brake Cooling Kit-Van2 (incl. Refs. 38 to 62)	1
2	166-02RM	Caliper, Brake - R w/o pad: (incl. Refs. 5, 6, 7, 9 - 12)	1	38	100-62	Switch, Light	1
3	161-01	O-Ring Kit, Caliper (incl. Refs. 5 and 6)	2	35	125-92	Adpt. & Mounting Kit (incl. Refs. 43 to 50)	
4	160-40	SHCS M8x1,25x40 Zinc	2	40	125-91	Blower Fan	1
5		Seal, Rubber - 5mm (see Ref. 3)	1	41	120-13	Rivet 3/16" x 5/8"	4
6		Seal, Piston - 41mm (see Ref. 3)	2	42	613-05	Wire Harness	1
7	168-05	Piston 4 Imm	2x2	43		Mounting Bracket	1
8	170-01	Brake Pad Set (4) - non-asbesto	1	44		Nut, #10-32	1
9	168-20	Plug, Rubber	1x2	45	See	Lockwasher, 3/16"	1
10	168-03	Screw, Bleeding M10x1,0	1x2	46	125-92	Screw, #10-32 x 2"	1
11	109-03	Ball, Check - 7/32 dia.	1x2	47	above	Nut, 1/4-20	2
12	160-41	SHCS M10x1,5x50mm Zinc	2x2	48		Lockwasher, 1/4"	2
13	168-06	Pin, Cotter 3,2x50mm	2x2	49		Screw, 1/4-20x 5/8"	2
14	160-44	Bolt, Banjo - M10x1,0x2 1,0 Zinc	4	50		Adaptor, 3" dia.	1
15	160-01	Washer, Copper - 1,5x10,0x14,0	8	52	125-35	Clamp, Gear 3.50" HF-52	3
16	163-01	Hose Asm., Hydraulic-300mm	1x2	53	127-44	Hose, Intake 3" dia. x 46"	1
17	165-06	Master Cylinder, (incl. Refs 19 to 21, 24 to 28, 63 & 64)	1	54	601-89	Intake Flange (specify clr)	1
18	165-05	Master Cylinder, (incl. Refs 19 to 21, 24 to 28, 63 & 64)	1	55	126-61	Intake Screen	1
19	160-42	FHMS M5x0,8x6mm	2x2	56	112-56	Pan HD Phil T/S # 10x3/4 A Zinc	4
20	168-08	Cover	1x2	57	127-39	Brake Cooling Duct	1
21	168-09	Cover, Rubber	1x2	58	108-03	Lockwasher 1/4 Split Ring	4
22		See <b>Section 4.0 Power Pack Assembly</b>		59	112-19	Screw, IHWH T/C <b>Slot</b> 1/4-20x 1/2	4
24	162-02	Spring, Return	1x2	60	668-11	Mounting Bracket - Duct	1
25		Seal, Primary, 19mm (See Ref. 30)	1x1	61	118-02	Terminal, Male - #76-125	1
26	168-10	Piston 19mm dia.	1x2	62	118-03	Terminal, Female - #76- 1289	1
27		Seal, Secondary, 19mm (See Ref. 30)	1x2	63	160-03	O-ring, Oil Window	1x2
28		Boot, Rubber, (See Ref. 30)	1x2	64	168-14	Oil Window, Master Cylinder	1x2
30	161-25	O-Ring Kit -Master Cylinder (incl. Refs 25, 27 & 28)	1x2				
31	812-13	Pin <b>Asm.</b> , Plunger-Adjustable	2				
32	812-17	Collar	2				
33	112-02	SHSS 10-24x1/4 Knurl cup Pt., PL	2				
34	126-19	Fluid, Brake-Silicon Dot 5 - .35L					

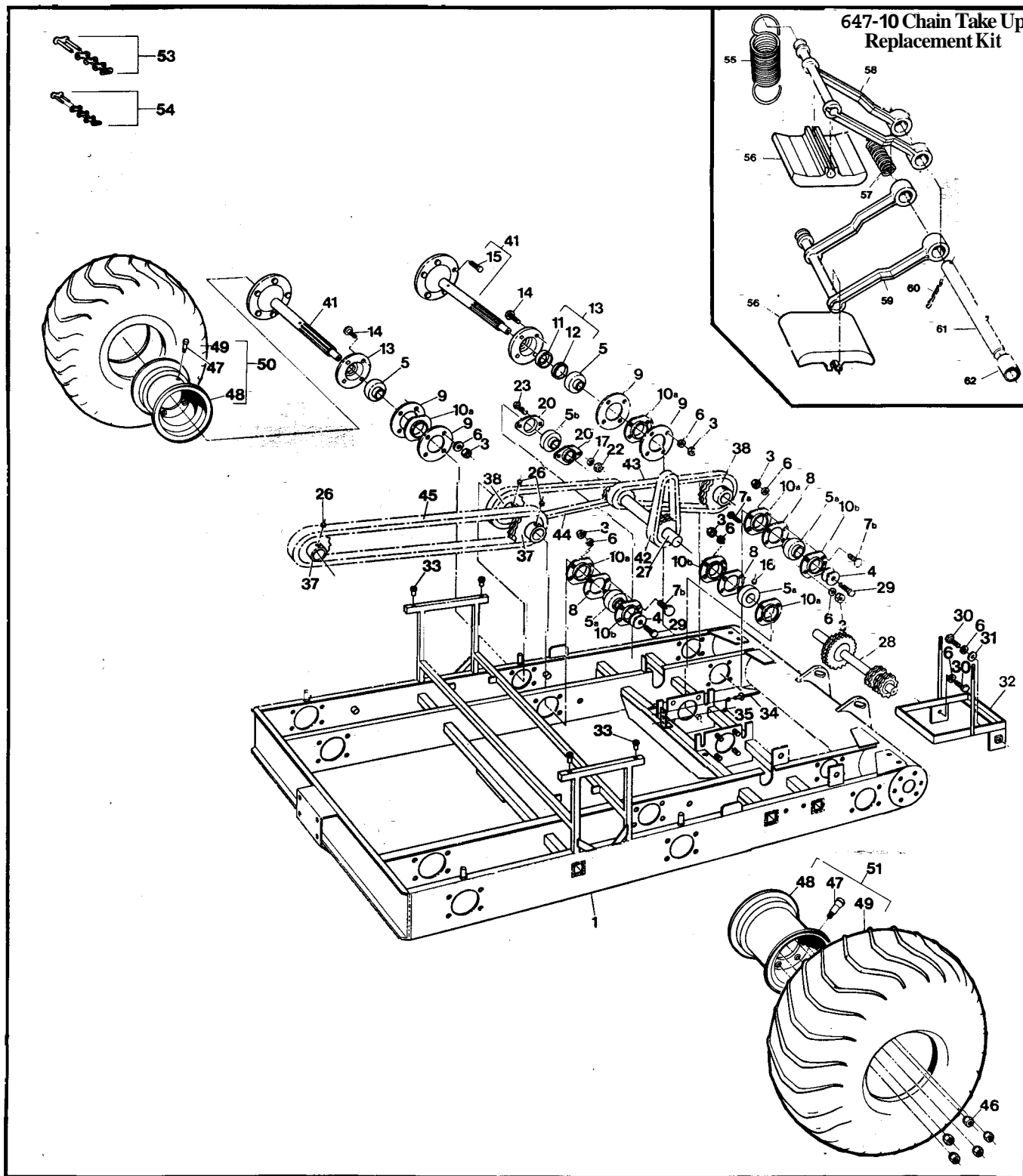




Ref	Part No.	Description	Qty
1	601-32	Body + Hood, Upper - VAN2 Replacement, specify colour (incl. Ref 5, 11, 12, 13, 14, 15, 38)	1
2	603-91	Body, Lower - 6x6, specify colour	1
3	127-28	Plug, Nylon - Black	1
4	601-05	Bumper, Vinyl - 6 x 6	1
5	602-37	Hood Kit, Van2 specify colour	1
6	801-47	Duct, Intake Transition, specify colour	1
7a	127-45A	Pin, Hinge	2
7b	127-45B	Knuckle, Hinge	2
8a	103-47	HHCS 10-24 x 3/8	8
8b	120-13	Rivet 3/16 x 5/8	7
8c	120-13	Rivet 3/16 x 5/8	5
8d	120-09	Rivet 3/16 x 1	5
9	126-10	Wing Stud	1
10	126-09	Grommet, Alum, #GH-7	1
11	602-24	Hood Support Assembly	1
12	120-15	Rivet 1/8 x 7/16	2
13	601-69	Spring Plate	1
14	126-11	Spring	1
15	112-19	Screw, IHWH T/C Slot 1/4-20 x 0.5"	2
16	602-29	Brace, Dash	1
17	601-08	Vinyl Trim, 84"	1
18	601-09	Vinyl Trim, 28"	2
19	626-10	Hitch Kit (Opt.)	1
25	117-44	T-Nut 1/4-20 PL	4
26	120-24	Rivet, Alum, 3/32x3/8-all plates	38
27a	120-09	Rivet, 3/16 x 1	46
27b	120-09	Rivet, 3/16 x 1	25
28	601-44	Nameplate, "ARGO"	1
28a	127-41	Nameplate, 6x6 Vanguard2	2
31	609-33	Firewall Asm. (incl 9, 10, 26, 32, 51)	1
32	125-84	Grommet, Rubber	1
34	803-02	Floor Pan, Front, specify colour	1
35	603-03	Floor Pan, Rear 6x6, specify colour	1

Ref	Part No.	Description	Qty
36a	120-04	Washer, .195x.50x.08 Zin	46
36b	120-05	Washer, .195x.50x.04 Zin	2
36c	120-04	Washer, .195x.50x.08 Zin	5
37	126-60	Vinyl Strip 1/2"x 1/4"x37.5'	1
38	120-05	Washer, .19x.50x.04 Zinc	2
39	100-16	Clip, Hitch Pin 1.625 Zinc	4
40	100-18	Plug, Drain 5/8" x 13/32"	2
41	601-03	Seat, Rear LH - 6x6	1
42	601-02	Seat, Rear RH - 6x6	1
43	603-15	Washer, Plastic	2
44	108-01	Washer, Fender 114 SAE Zinc	2
45	103-08	HHCS 1/4-20 x 1.00 Zinc	2
50	126-72	Plate, Holding Brake	1
51	126-65	Shifting Plate	1
52	127-26	Steering Lever Plate & Winch	1
53	126-67	Floor Pan Plate	1
54	126-68	Operation Plate	1
55	126-69	Fuel Plate	1
56	126-70	Vehicle Capacity Plate	1
57	126-64	Vehicle ID Plate	1
58		U.S. Plate, Non U.S. Argo only	1
5s	127-51	Plate, Capacity - 6x6	1
6	126-73	French Decals, incl. 51-58 available as set only	1
61	125-41	Dash Handle, incl. 62	1
62		Plug cap, avail. only with 61	2
63	117-10	Locknut, Nylon #10-24 Zinc	1
64	126-88	Bumper, Rubber	1
65	103-25	PHMS #10-24 x 3/4" Zinc	1
66	602-38	Clip, Hood	1
67a	613-75	Bezel, Headlamp	2
57b	613-76	Bracket, Headlight Backing	2
68		See Section 9.0 Electrical System	
69	103-24	OHPS T/S #6 x 1.00 Black	8
73	117-15	Nut, Fin. Hex 3/8-16 Zinc	1
74	602-27	Support, Adjustable	1
75	103-89	C/Bolt 3/8-16 x .75 Gr2 Zinc	1
76	108-06	Lockwasher, 3/8 S/R, Zinc	1
8	127-01	Reflector, Red	2
81	103-48	Pan HD Phil T/S #10x5/8 A Zinc	4

# 7.0 Frame and Drive System Vanguard2 Parts Manual

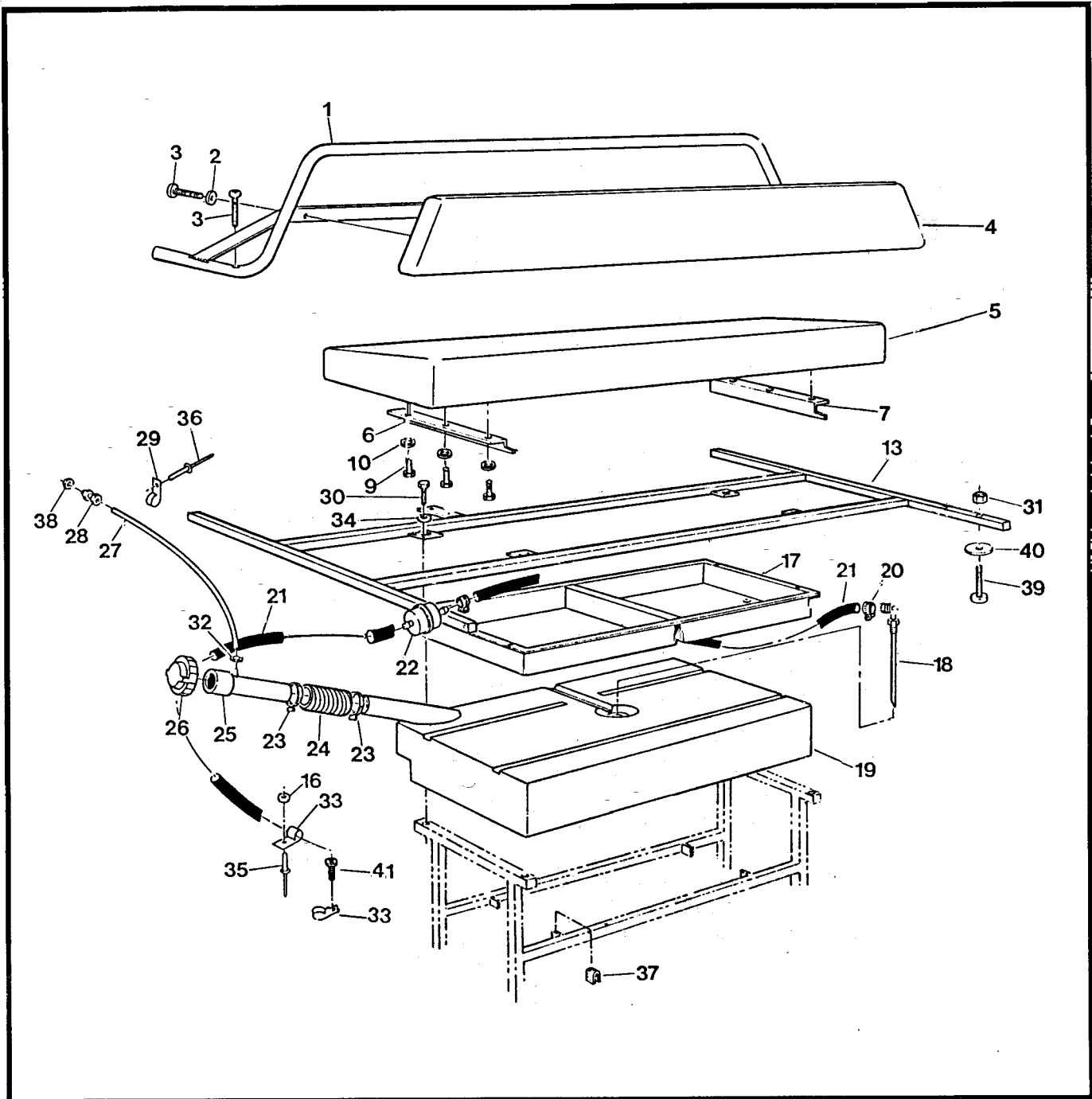


# Vanguard2 Parts Manual 7.0 Frame and Drive System

Ref	Part No.	Description	Qty
1	606-50	Frame Asm. - 6x6 Vanguard	1
3	117-15	Nut, Fin Hex 3/8-16 Zinc	56
4	108-46	Washer, 13/32x1.375 Hi-Carb	12
5	101-35	Bearing, Ball #1030-1.25 GFS	6
5a	101-41	Bearing, Ball #1030-1 GFS	8
5b	101-30	Bearing, Ball 1.0 Setscrew	2
6	108-06	Lockwasher, 3/8" S/R, Zinc	58
7a	103-82	HHCS 3/8-16x1.5 Gr5 Zinc	2
7b	103-88	C/Bolt 3/8-16x1.00 Gr5 Zinc	22
8	605-99	Gasket, Flange	8
9	605-89	Gasket, Outer Bearing Flange	12
10a	605-63	Flange, Bearing - Outer	14
10b	101-20	Flange Assem., Bearing	8
11	102-14	Seal, Oil CR #12361	6
12	102-15	Seal, Oil CR #12379	6
13	605-97	Flange Assem., Outer (incl. Refs. 11 & 12)	6
14	112-39	C. Bolt, 3/8-16x1-3/4" Gr5Zc	24
15	103-80	Stud, Wheel 7/16-20x1.125	5x6
16	112-60	SHSS 1/4x28x1/2 Cup Pt. Bare	4
17	108-05	Lockwasher, 5/16" Split Ring	4
20	101-14	Flangette - 2 Hole - Trim 1"	4
22	117-04	Locknut, Nylon 5/16-24 Zinc	4
23	103-46	HHCS 5/16-24x1.00 Gr5 Zinc	4
26	112-03	SHSS 5/16-18x3/8 1/2 DOG, PL	6
27	606-30	Idler Asm - L 4x11T 2x24T	1
28	606-31	Idler Asm - R 4x11T 2x24T	1
29	112-31	HHCS 3/8-16x1.0 2B Gr8 Zc	6
30	112-14	HHCS 3/8-16x.750 Gr5 Zinc	2
31	108-15	Washer 3/8 SAE Zinc	1
32	604-84	Frame Asm. - Battery	1
33	117-64	Insert, 1/4-20	4
34	120-15	Rivet 1/8 x 7/16	2
35	126-11	Spring	1

Ref	Part No.	Description	Qty
37	810-29	Sprocket, M/R Axle - 19T	4
38	810-28	Sprocket, Front Axle - 24T	4
41	810-75	Axle Asm (incl. Ref. 15)	6
42	603-22	Chain, Idler RC40-2x46P (incl. Ref. 54)	2
43	603-17	Chain, RC50-2x42P-Frt. (incl. Ref. 53)	2
44	603-20	Chain, RC50-2x70P-Mid. (incl. Ref. 53)	2
45	603-21	Chain, RC50-2x96P-Rear (incl. Ref. 53)	2
46	117-35	Nut, Wheel 7/16-20 Zinc	5x6
47	125-26	Valve, Tire	6
48	125-13C	Rim, 8x7-5 Bolt	6
49	126-96	Tire, Goodyear Runamuk 22x10-8	6
50	126-98C	Tire & Rim Asm. - LH (incl. Refs. 48 & 49)	3
51	126-97C	Tire & Rim Asm. - RH (incl. Refs. 48 & 49)	3
53	100-96	Con. Link, RC50-2 H.D.	1x6
54	100-97	Con. Link, RC40-2 H.D.	1x2
55	125-61	Spring, Tensioner	1x4
56	603-61	Slider Block	2x4
57	125-78	Spring, Spacer	1x4
58	603-77	Upr Chn Tensioner Arm	1x4
59	603-76	Lwr Chn Tensioner Arm	1x4
60	100-01	Pin, Cotter 1/8x1.5" Zinc	1x4
61	603-78	Pivot Pin	1x4
62	603-66	Spacer, .500 ID x .625 lg	1x4
	• 647-10	Chain Take Up Replacement Kit (incl. Refs 55 thru 62 as shown)	4

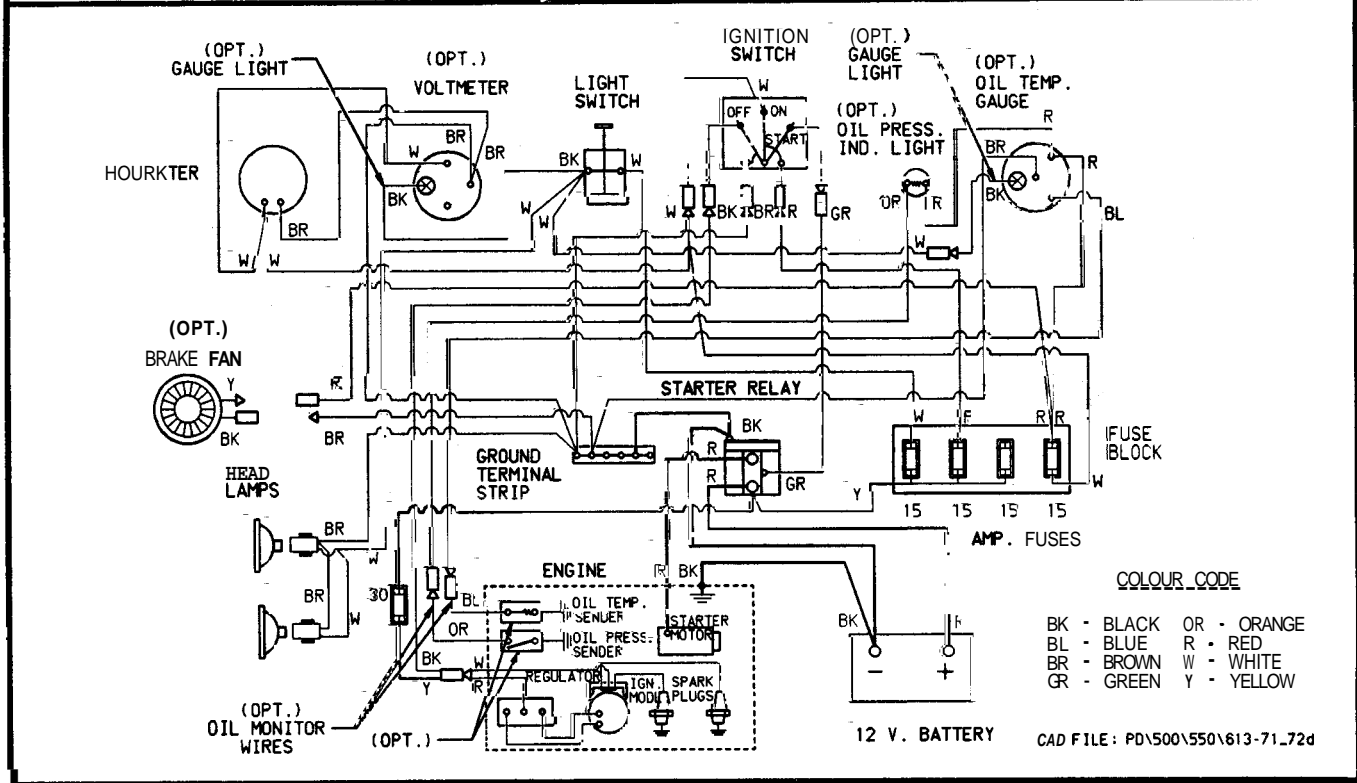
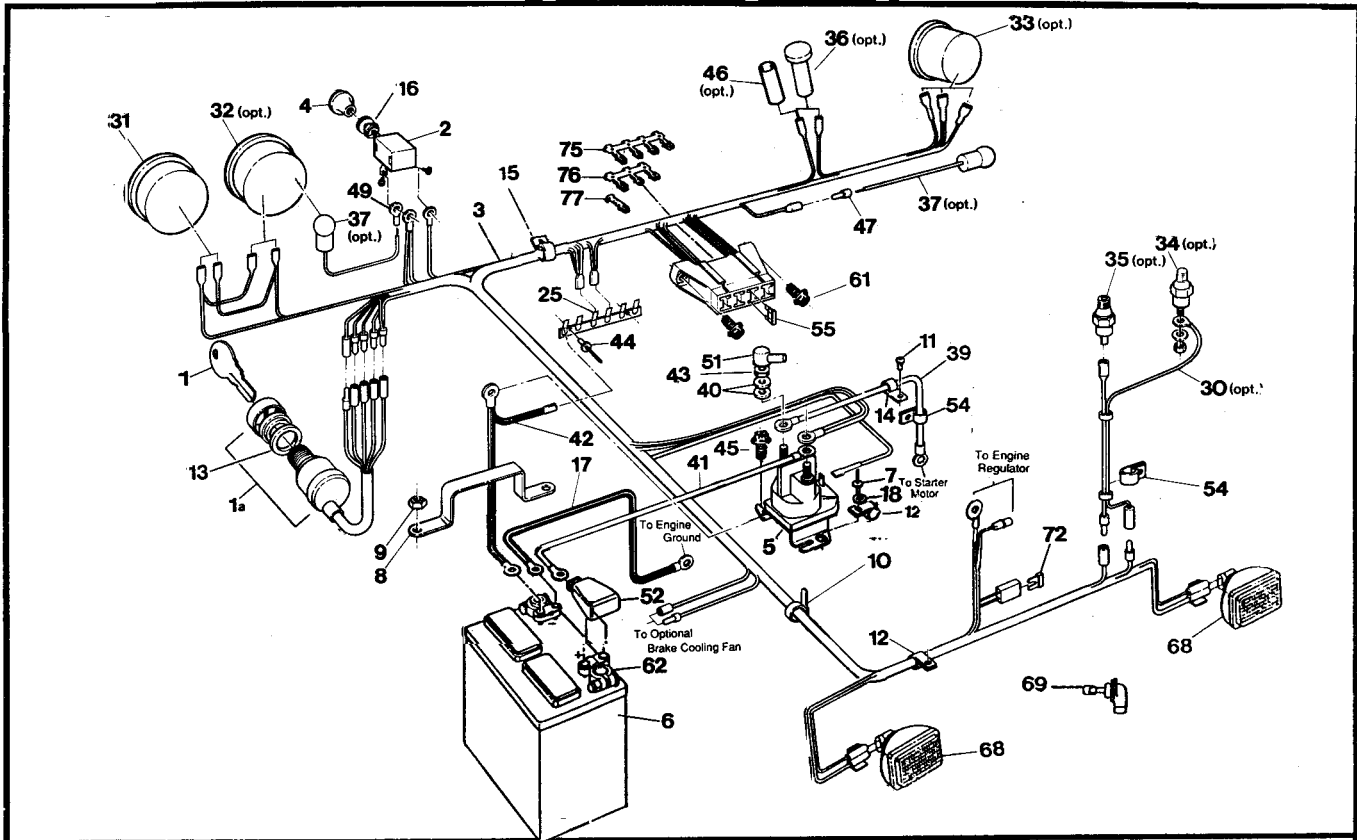
# 8.0 Fuel System and Seat Assembly Vanguard2 Parts Manual



# Vanguard2 Parts Manual 8.0 Fuel System and Seat Assembly

Ref	Part No.	Description	Qty
1	803-50	Handrail Assembly	1
2	108-03	Lockwasher, 1/4 split ring Zinc	4
3	112-41	PHMS, PHIL 1/4-20x1.250 Zinc	6
4	608-39	Back Pad Assembly	1
5	608-43	Seat, Bench	1
6	608-30	Angle, Right	1
7	608-31	Angle, Left	1
9	112-04	HHCS 1/4-20x3/4 Gr2 Zinc	6
10	108-03	Lockwasher 1/4 split ring Zinc	6
13	804-17	Frame Assembly, Seat	1
16	120-04	Washer, .195x.50x.08 Zinc	3
17	608-32	Tool Box	1
18	608-28	Pickup Assembly, Fuel (see Ref. 19)	1
19	608-24	Tank, Fuel 32 litre (incl. Ref. 18)	1
20	100-70	Clamp, Gear 1/2" HF4	4

Ref	Part No.	Description	Qty
21	608-42	Fuel Hose, 110"	1
22	125-64	Fuel Filter, G 81-4	1
23	100-12	Clamp, Gear 2.25" HF36	2
24	125-94	Hose, Filler	1
25	126-47	Fuel Neck Assembly	1
26	126-46	Cap, Fuel	1
27	126-77	Hose, Vent 93" 6x6	1
28	126-50	Male Connector, 1/4"	1
29	126-94	Clamp, Nylon Wire, 1/4" ID	4
30	112-04	HHCS 1/4-20 x 3/4 Gr2 Zinc	4
31	117-10	Locknut, Nylon #10-24 Zinc	12
32	126-62	Clamp, Gear 1/4" 2-Ear #0507	1
33	126-93	Clamp, Nylon Wire, 1/2" ID	4
34	108-08	Washer, .28 x .62 x .04 Zinc	4
35	120-09	Rivet, 3/16 x 1	3
36	120-13	Rivet, 3/16 x 5/8	6
37	702-06	Foam Cushion	4
38	117-54	Locking PAL Nut, 1/2-20 Zinc	1
39	112-07	RHMS, 10-24 x 1.25 Zinc	12
40	108-42	Washer, .062 x 7/32 x 1.00 Zinc	12
41	103-48	T/S Pan HD Phil #10-5/8 A Zinc	1



# Vanguard2 Parts Manual

# 9.0 Electrical System

Ref	'art No,	Description	Qty
1	00-39A	Key	1
1a	126-17	Ignition Switch, incl. Ref 1	1
2	100-62	Switch, Light	1
3	613-71	Main Wire Harness, (incl. Ref. 74, 76, 77)	1
4	126-76	Knob, Light	1
5	613-68	Starter Relay	1
6	127-54	Battery	1
7	120-09	Rivet	1
8	604-52	Battery Retaining Bracket	1
9	117-21	Locknut, Nylon 5/16-18Zinc	2
10	100-64	Tie Wrap, 5.5" - Black	8
11	103-48	Pan HD PHIL T/S# 10x5/8 A Zinc	1
12	126-93	Clamp, Nylon Wire - 1/2" ID	11
13	108-57	Washer, 3/4" ID, Tooth Lock	1
14	126-93	Clamp, Nylon Wire - 1/2" ID	1
15	127-24	Clamp, Nylon - 1" ID	1
16	108-55	Lockwasher, Ext. Tooth 7/16	1
17	613-18	Ground Wire	1
18	120-04	Washer	1
25	613-37	Ground Terminal Strip	1
30	613-38	Oil Monitor Wires (opt.)	1
31	632-15	Hourmeter, #56458-10 (#876EM)	1
32	633-10	Voltmeter, #07583-15 (#830EM)(opt.)	1
33	634-11	Oil Temp. Gauge #07556-81 (#828EM) (opt.)	1
34	634-12	Oil Temp. Sender #02024-00 (opt.)	1
35	62099.06	Oil Pressure Switch, 6 psi (opt.) (Kohler #)	1
36	634-08	Engine Oil Pressure Light (opt.)	1
37	634-10	Light Kit, #06215-00 5/8" dia see Ref. 32 & 33 (opt.)	2
39	613-49	Cable, Starter	1
40	108-03	Lockwasher, 1/4 Zinc	5

Ref	'art No	Description	Qty
41	613-2t	Power Cable	1
42	613-5f	Ground Wire	1
43	117-2f	Nut, Fin. Hex, 1/4-20Zinc	2
44	120-1:	Rivet, 1/8 x 7/16	2
45	112-1f	Screw, IHWH. T/C 1/4-20 x 1/2	2
46	118-4f	Heat Shrink, 2 x 1/2 (opt.)	1
47	118-02	Terminal, Male-#76-125 1-81	1
4s	118-3f	Terminal, Eye - #10	1
51	613-45	Terminal Insulator (6 ga.)	1
52	127-55	Cap, Battery Terminal - Red	1
54	126-83	Clip, Hose 5/16 ID #C-950PC	2
55	118-49	Fuse, 15 Amp, 2-prong (AT015)	4
61	112-51	Screw, IHWH T/C #10-24x5/8	2
62	127-56	Terminal Bat. Post	2
68	613-69	Headlamp, Halogen (incl. Ref. 69)	2
69	127-46	Bulb, Headlight - Halogen	2
72	118-51	Fuse, 30A 2-prong (AT030)	1
74	118-6C	Block - Fuse, 8 position (incl. with Ref. 3)	1
75	118-61	Terminal - Fuse, quad (opt.)	1
76	118-63	Terminal - Fuse, triple	1
77	118-62	Terminal - Fuse, single	5

# **ARGO Products Manufactured by:**

**Ontario Drive & Gear Limited**

P.O. Box 280, Bleams Road

New Hamburg, Ontario

CANADA NOB 2G0

Phone: (519) 662-2840

Fax: (519) 662-2421

**ODG** *Dedicated to quality and performance*



**Argo 6x6**  
*VANGUARD 2*



**ARGO**

**VANGUARD 2  
PARTS MANUAL**

**Model No. V699-55  
From Serial #SN10191**

# Foreword

ODG has prepared this manual for the **VANGUARD2** model to assist both qualified mechanics and vehicle owners in ordering correct, quality replacement **ARGO** parts.

Proper and regular service, and replacing old, worn or broken parts with the correct **ARGO** replacement parts, are both essential to prolonging the life of the **ARGO**. Please refer to this parts manual before ordering any replacement part.

All information contained in this **VANGUARD2** Parts Manual is based on the latest product specification available at time of printing. If your **VANGUARD2** differs from the specifications contained in this manual, **contact Ontario Drive & Gear Limited for information.**

ODG reserves the right to alter specifications on the **VANGUARD2** model at any time, without obligation or prior notification.

Reproduction of the **VANGUARD2** Parts Manual No. 699-55, in whole or in part, is prohibited without prior written permission from **Ontario Drive & Gear Limited.**

## Model Identification

VANGUARD2 - Model No. V699-55

## Explanation of Parts Manual Format

- Reference number between Assembly Diagram and Component Parts List
- Part No.** - Argo replacement part number for identification and re-ordering
- Description** - Part description for identification and re-ordering
- Indicates the quantity of a part used in an Assembly

# ARGO 6x6

VANGUARD<sup>2</sup>

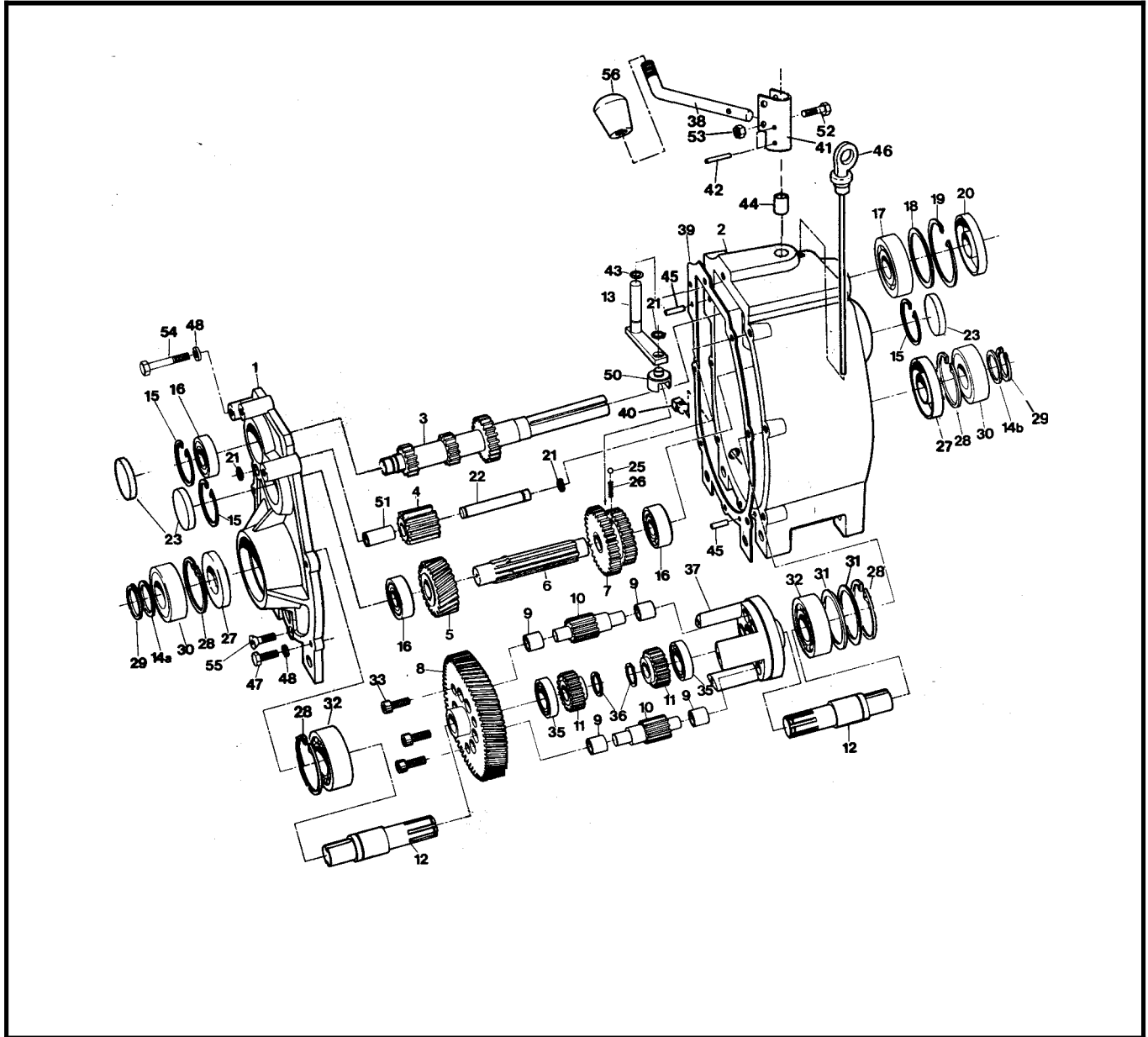


## Using the Parts Manual

1. Find the major vehicle assembly in the Table of Contents on this page, and turn to that section.
2. Locate the part in the illustration that you wish to order.
3. Refer to the part list in that section.
4. Find the correct part number (Part No.), part description (Description) and correct quantity (Qty).
5. Use *only* this information to order **ARGO** replacement parts. **DO NOT** attempt to order a replacement part by Ref number or page number.

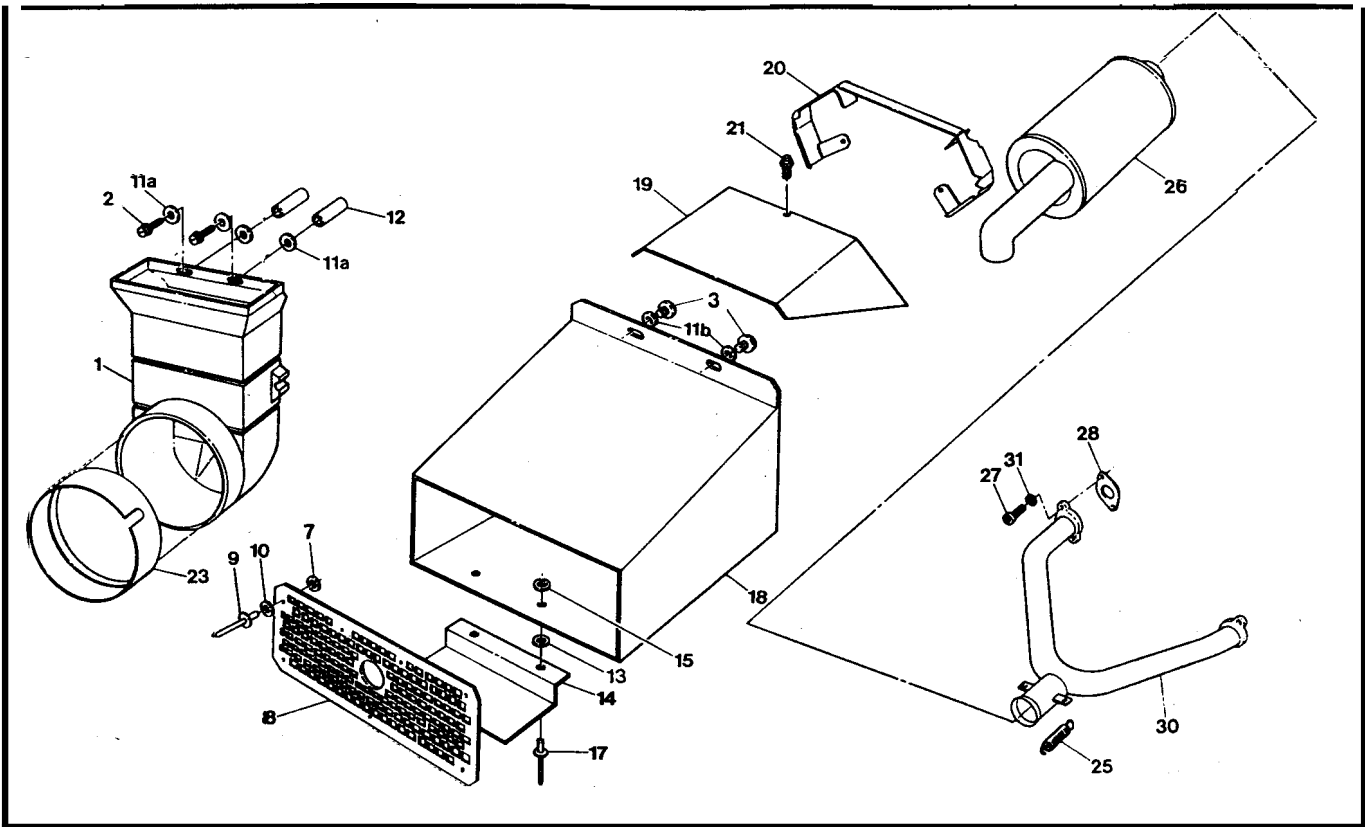
## Table of Contents

Foreword .....	i
Model identification .....	i
Using the Parts Manual .....	ii
1.0 Transmission .....	1
2.0 Intake and Exhaust System .....	3
3.0 Clutch System .....	3
4.0 Power Pack System .....	5
5.0 Brake System .....	7
6.0 Vehicle Body & Firewall .....	9
7.0 Frame & Drive System .....	11
8.0 Fuel System & Seat Assembly .....	13
9.0 Electrical System .....	15

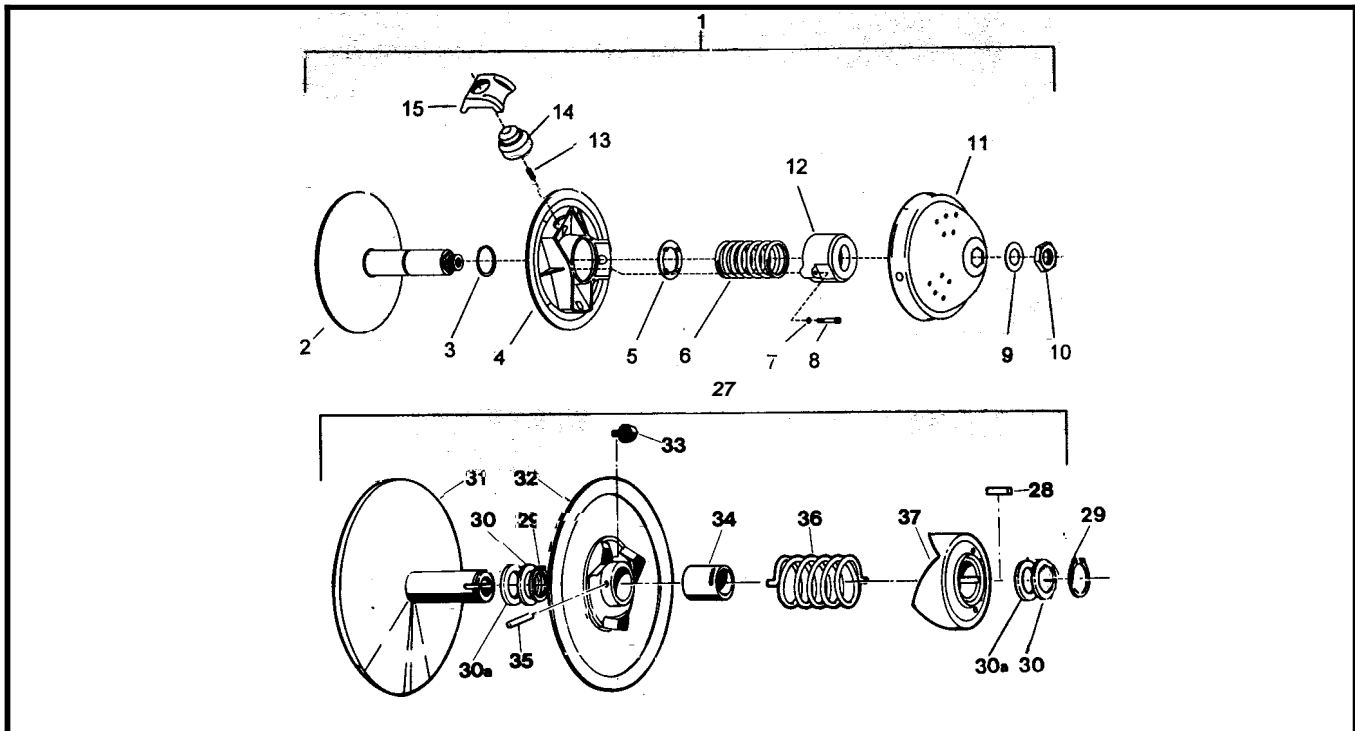


Ref	Qty	Part No.	Description
		<b>610-17HU</b>	<b>Transmission Asm - HU,</b> does not include Refs 38,52,53 &56
1	1	34-68	Cover, Transmission
2	1	34-99	Housing, Transmission
3	1	34-21	Shaft, Input - 13/21T
4	1	34-16A	Gear, Idler 13 T (incl. Ref. 51)
5	1	34-96	Gear, Helical - 26T-H
6	1	34-94	Shaft, Spline
7	1	34-91	Gear, Double - 26/33T
8	1	34-43	Gear Plate - 71T-H
9	12	105-03	Bushing, Oilite 1/2 x 3/4
10	6	34-13	Gear, Planet - 12T
11	2	34-14	Gear, Sun - 21T
12	2	34-81	Shaft, Output
13	1	34-65	Shifter Asm
14a	1	114-04	Washer, Shim .040 Thk
14b	1	114-05	Washer, Shim .020 Thk
15	3	106-01	Retaining Ring
16	3	101-01	Bearing, Ball 6204Z-C3
17	1	101-16	Bearing, Ball 6206-C3
18	as req	114-02	Washer, Shim
19	1	106-05	Retaining Ring
20	1	102-05	Seal, Oil WBS 30x62x10
21	3	107-05	Retaining Ring
22	1	34-11	Pin, Dowel 1/2 x 3.50
23	3	31-07	Plug plate
25	1	109-05	Ball, Steel 6mm 62-67 Rc
26	1	34-32	Spring, Compression - 7/32 x 0.50
27	2	102-03	Seal, Oil WBS 30x72x10
28	4	106-03	Retaining Ring
29	2	107-02	Retaining Ring
30	2	101-05	Bearing, Ball 6306-2NSE C3
31	2	114-01	Washer, Shim .020x2.25x2.81
32	2	101-03	Bearing, Ball 6207-C3
33	3	103-04	SHCS 5/16-18 x 1.00 Bare
35	2	101-15	Bearing, Ball 6005-C3
36	2	107-04	Retaining Ring
37	1	34-08	Cage
38	1	610-67	Lever, Shift
39	1	34-47	Gasket, Cover - 1/64"Thk
40	1	103-02	Plug, Magnetic 3/8 - 18 NPT Sq. Hd
41	1	34-86	Holder, Shift Lever
42	2	111-01	Pin, Slotted Spring 5/32 x 1.00
43	1	113-01	O-Ring 012-7147
44	1	105-02	Bushing, Oilite 1/2x 1.0
45	2	104-03	Pin, Dowel 1/4 x 7/8
46	1	34-77	Dipstick - with Breather
47	4	103-06	HHCS 5/16-18x1.00 GR5 Zinc
48	7	108-05	Lockwasher 5/16 Zinc
50	1	34-63	Shift Yoke
51	1	105-05	Bushing, Oilite 1/2 x 1.5 (in Ref 4)
52	1	103-97	HHCS 1/4-20x1.25 GR5 Zinc
53	1	117-27	Locknut, Nylon 1/4-20 Zinc
54			<b>See section 4.0 Power Pack Assembly</b>
55	1	103-95	FHSC 5/16-18x1.0 GR8 Zinc
56	1	126-38	<b>Knob, Shift</b>

## 2.0 Intake and Exhaust System Vanguard2 Parts Manual



## 3.0 Clutch System



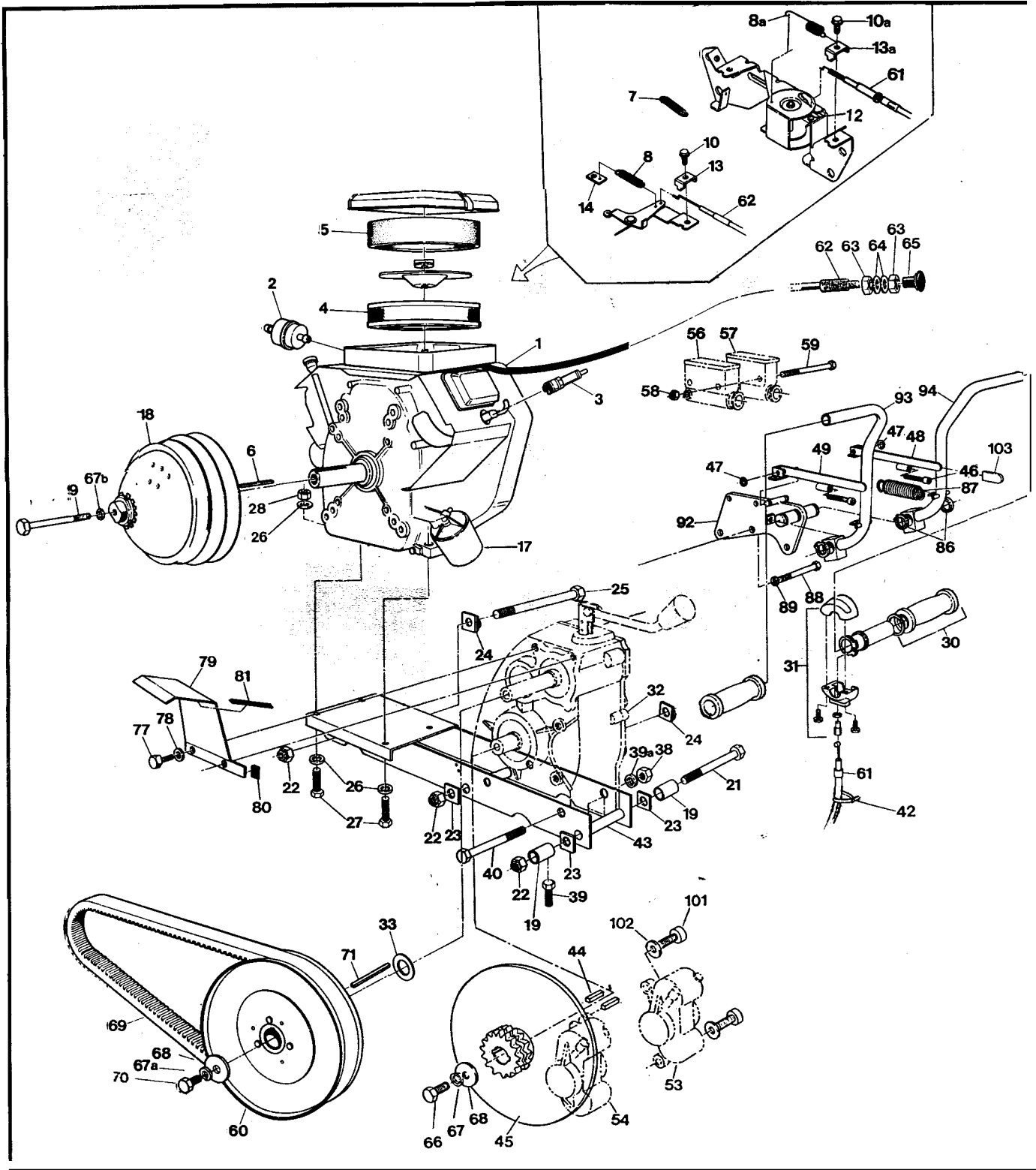
# Vanguard2 Parts Manual 2.0 Intake and Exhaust System

Ref	Qty	Part No.	Description
1	1	603-81	Duct, Intake
2	2	112-48	Screw, T/S HH#14x2.25 Zinc
3	2	112-19	Screw, IHWH T/C Slot 1/4-20x.5
7	7	120-05	Washer, .195x.50x.040 Zinc
8	1	707-31	Screen, Exhaust
9	7	120-09	Rivet 3/16 x 1
10	7	125-59	Washer, Fibre -.062x.25x.50
11a	4	108-08	Washer, 1/4 SAE Zinc
11b	2	108-08	
12	2	120-29	Spacer, .26IDx1.12LG
13	2	125-58	Washer, Fibre - W-77F
14	1	707-28	Support, Exhaust Duct
15	2	120-04	Washer, .195x.50x.08 Zinc
17	2	120-13	Rivet - 3/16x5/8
18	1	707-32	Duct, Exhaust
19	1	707-26	Cover, Engine Duct
20	1	707-25	Duct, Engine
21	3	112-19	Screw, IHWH T/C Slot 1/4-20x0.5
23	1	603-82	Seal
25	2	126-57	Spring, Exhaust
26	1	707-15	Muffler
27	4	112-30	SHCS, M8x1.25x20.0 Zinc
28	2	805024	Gasket
30	1	707-05	Manifold, Exhaust
31	4	108-02	Lockwasher, Hi-Collar 5/16, PL

## 3.0 Clutch System

Ref	Qty	Part No.	Description
1	1	127-72	Clutch, Driver, keyed incl Refs. 2 to 15, 0400-0028
2	1	0405-0021	Pulley, Half - Fixed
3	1	V08	Ring, Retaining D1400-350
4	1	0410-0007	Pulley, Half - Sliding
5	1	V09	Plate, Spring Guide
6	1	V10-48-108-18	Spring
7	3	420-2453-700	Lockwasher
8	3	222-9640-66	SHCS
9	1	0080-0153	Washer
10	1	0080-0100	Nut
11	1	0115-0015(B)	Cap
12	1	0440-0001	Cover, Spring
13	3	C24-L1	Spring, Anti-Noise
14	3	C13-200	Slug, Lead 200g
15	3	0130-3002	Block, Red
27	1	126-24	Clutch, Driven Model "B" SODB0001(incl. Refs. 28 to 37)
28	1	ASK-5	Key 1/4 x 1/4 x 3/4
29	2	ASR-6	Retaining Ring N1400-150
30	as req	ASA-1	Spacer .050" Thick
30a	as req	ASA-1-S	Spacer .025" Thick
31	1	AFK25.4-250OD01	Pulley, Half - Fixed
32	1	AMC-2- 250OD01	Pulley, Half - Sliding incl. Refs.33,34 and 35
33	3	ANS-2-T	Shoe, Cam
34	1	AMB-2	Bushing, Bronze
35	1	111-01	Pin, Spirol 5/32 x 1.00
36	1	ACS-3-188	Spring, Blue
37	1	AFC-4- C3D4	Cam

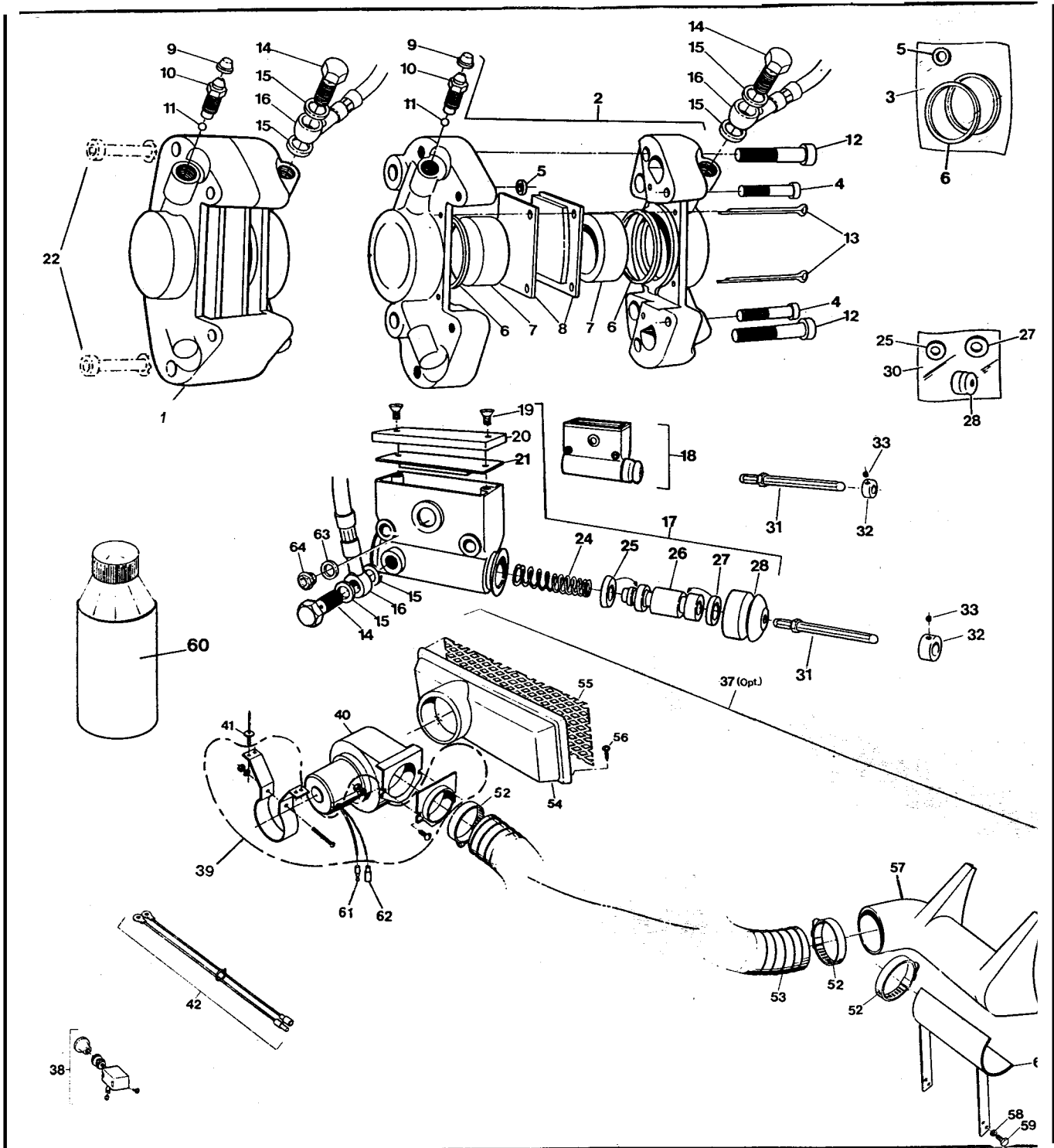
# 4.0 Power Pack Assembly Vanguard2 Parts Manual





# Vanguard2 Parts Manual 4.0 Power Pack Assembly

Ref	Qty	Part No.	Description	Ref	Qty	Part No.	Description
1	1	126-52	Engine-Vanguard V-Twin 16 HP (incl. Refs 2-14, 17) B&S #3034471026E1	43	1	611-66	Frame-Power Pack Van.
2	1	125-64	Fuel Filter, G 81-4	44	4	110-14	Key 1/4x1/4x1.25
3	2	126-74	Spark Plug #3926	45	2	610-24H	Brake Disc #40-2x15Tw/hole
4	1	394018	Filter, Air (BS#)	46	2	103-69	SHCS 1/4-20x1.50 Zinc
5	1	272490	Element - Foam (BS#)	47	2	113-02	O-Ring #106-7147
6	1	110-03	Key 1/4x3/16x2.375 RC46	48	1	810-21	Lever, Assem., Brake - RH
7	1	805523	Spring, Governor - Green	49	1	810-20	Lever, Assem., Brake - LH
8	1	125-88	Spring, Return	53 to 57			See Section 5.0 Brake System
8a	1	127-49	Spring, Return	58	2	117-27	Locknut, Nylon 1/4-20 Zinc
9	1	112-28	HHCS, 3/8-24x4.5 GR5 Zinc	59	2	103-66	HHCS 1/4-20x4.00 Gr5 Zinc
10	1	805169	Screw-Hex Head (BS#)	60			See Section 3.0 Clutch System
10a	1	805169	Screw-Hex Head (BS#)	61	1	612-76	Cable Asm, Throttle
13	1	805170	Clamp - Casing (BS#)	62	1	612-92	Cable Asm, Choke incl. 63
13a	1	805170	Clamp - Casing (BS#)	63	2		Jam Nut, 5/16-24, Part of 62
14	1	601-86	Clip, Retainer	64	2	108-24	Washer 5/16 SAE Zinc
17	1	126-95	Filter, Oil	65	1	126-75	Knob, Choke - Black
18			See Section 3.0 Clutch	66	2	103-18	HHCS 3/8-24x1.25 Gr5 Zinc
19	2	811-14	Spacer	67	2	108-06	Lockwasher, 3/8 S/R, Zinc
21	1	112-57	HHCS 5/8-11x10.00 Gr5 Zinc	67a	1	108-06	Lockwasher, 3/8 S/R, Zinc
22	3	117-09	Locknut, Nylon 5/8-11 Zinc	67b	1	108-06	Lockwasher, 3/8 S/R, Zinc
23	5	811-09	Washer, Square .64ID	68	3	108-18	Washer 13/32x1.375 x 11GA
24	2	811-15	Washer, Square Lock .64ID	69	1	125-56	Drive Belt
25	2	112-58	HHCS 5/8-11x7.50 Gr5 Zinc	70	1	103-34	HHCS 3/8-16x1.25 Gr5 Zinc
26	8	108-24	Washer 5/16 SAE Zinc	71	1	110-09	Key 1/4 x 1/4 x 3.0
27	4	112-27	HHCS 5/16-18x1.75 Gr5 Zinc	77	2	103-17	HHCS 3/8-16x1.00 Gr5 Zinc
28	4	117-21	Locknut, Nylon 5/16-18Zinc	78	2	108-26	Washer 3/8 Zinc
30	2	127-35	Grip, Molded Rubber	79	1	603-29	Guard, Belt Protect
31	1	100-57	Throttle Twist Grip	80	1	601-92	Vinyl Trim - 1.5"
32			See Section 1.0 Transmission	81	1	601-93	Vinyl Trim - 4.25"
33	as rea	108-36	Washer .06x1.00x1.375 Zinc	86	4	106-07	Retaining Ring N1400-75
38	2	117-06	Nut, Fin Hex 1/2-13 Zinc	87	2	127-33	Spring, Extension-Strg Lever
39	2	103-53	HHCS 3/8-16x3.0 Full Thread	88	3	103-55	HHCS 5/16-18x2.75 Gr5 Zinc
39a	2	108-07	Lockwasher 1/2 Zinc	89	3	108-05	Lockwasher 5/16 Zinc
40	2	103-20	HHCS 1/2-13x6.5 Gr5 Zinc	92	1	812-01	Bracket Asm., Steering
42	1	100-64	Tie-Wrap	93	1	812-27	Lever Asm., Steering - LH
				94	1	812-26	Lever Asm., Steering - RH
				101	4	103-41	SHCS, 3/8-16x1.25 Zinc
				102	4	108-23	Washer 3/8 SAE Gr8 - Dich.
				103	2	126-89	Cap, Vinyl - Black



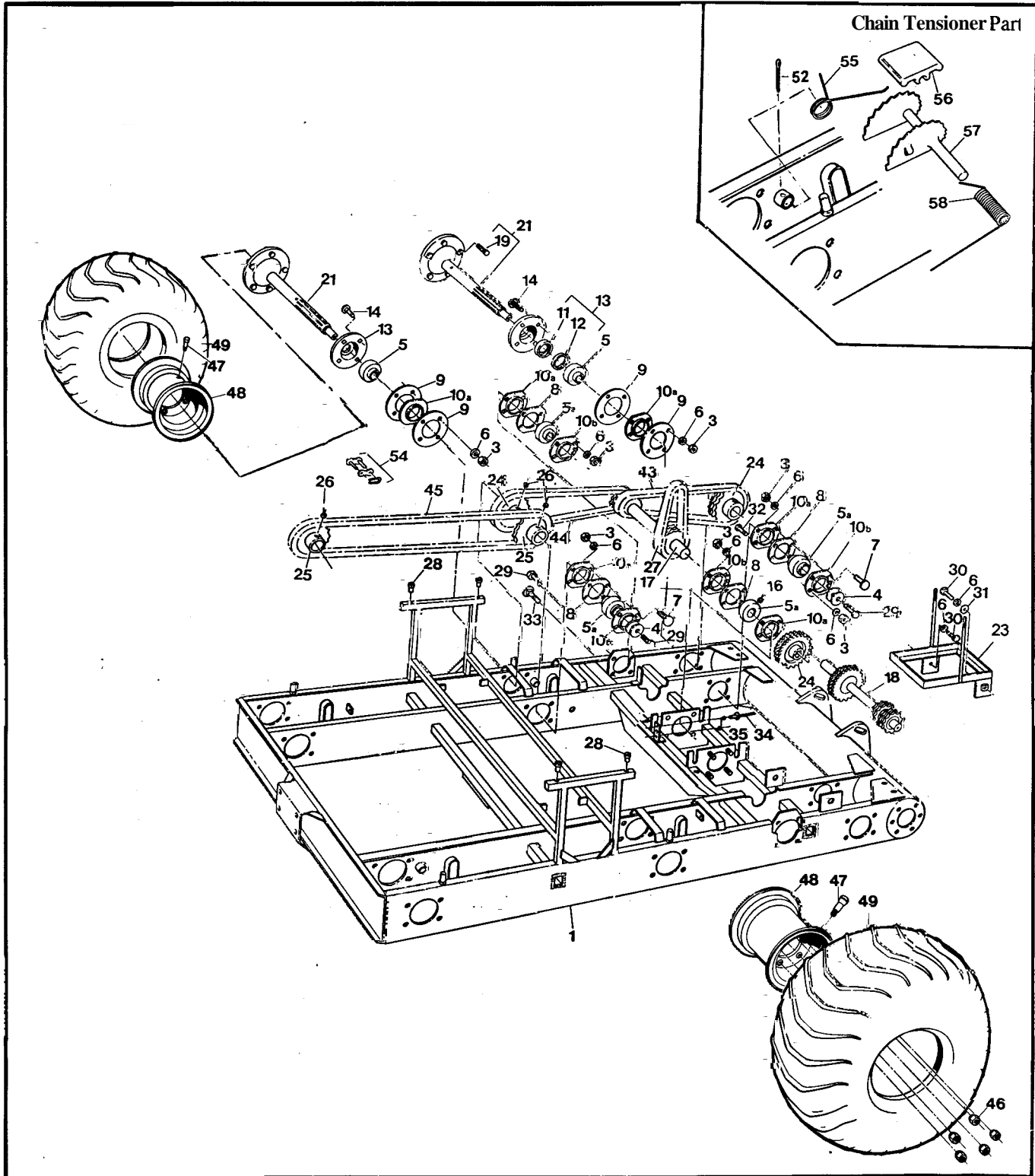
Ref.	Qty	Part No.	Description
1	1	166-01RM	Caliper, Brake - L w/o pads (incl. Refs. 5,6,7,9-12)
2	1	166-02RM	Caliper, Brake - R w/o pads (incl. Refs. 5,6,7,9-12)
3	2	161-01	O-Ring Kit, Caliper (incl. Refs. 5 & 6)
4	2	160-40	SHCS M8x1,25x40 Zinc
5	1		Seal, Rubber - 5mm (see Ref. 3)
6	2		Seal, Piston - 41mm (see Ref. 3)
7	2x2	168-05	Piston 41mm
8	1	170-01	Brake Pad Set (4) - non-asbestos
9	1x2	168-20	Plug, Rubber
10	1x2	168-03	Screw, Bleeding M10x1,0
11	1x2	109-03	Ball, Check - 7/32 dia.
12	2x2	160-41	SHCS M10x1,5x50mm Zinc
13	2x2	168-06	Pin, Cotter 3,2x50mm
14	4	160-44	Bolt, Banjo - M10x1,0x21,0 Zinc
15	8	160-01	Washer, Copper - 1,5x10,0x14,0
16	1x2	163-01	Hose Asm., Hydraulic-300mm
17	1	165-06	Master Cylinder, (incl. Refs 19 to 21, 24 to 28, 63 & 64)
18	1	165-05	Master Cylinder, (incl. Refs 19 to 21, 24 to 28, 63 & 64)
19	2x2	160-42	FHMS M5x0,8x6mm
20	1x2	168-08	Cover
21	1x2	168-09	Cover, Rubber
22			<b>See Section 4.0 Power Pack Assembly</b>
24	1x2	162-02	Spring, Return
25	1x2		Seal, Primary, 19mm (See Ref. 30)
26	1x2	168-10	Piston 19mm dia.
27	1x2		Seal, Secondary, 19mm (See Ref. 30)
28	1x2		Boot, Rubber, (See Ref. 30)
30	1x2	161-25	O-Ring Kit - Master Cylinder (incl. Refs 25, 27 & 28)
31	2	812-13	Pin Asm., Plunger-Adjustable
32	2	812-17	Collar
33	2	112-02	SHSS 10-24x1/4 Knurl Cup Pt., PL
34		126-19	Fluid, Brake-Silicon Dot 5 - .35L
37	1	668-03	Brake Cooling Kit-Van2 37
38	1	100-62	Switch, Light
39		125-92	Adpt. & Mounting Kit (incl. Refs. 43 to 50)
40	1	125-91	Blower Fan
41	4	120-13	Rivet 3/16" x 5/8"
42	1	613-05	Wire Harness
43	1		Mounting Bracket
44	1		Nut, #10-32
45	1		Lockwasher, 3/16"
46	1		Screw, #10-32 x 2"
47	2		Nut, 1/4-20
48	2		Lockwasher, 1/4"
49	2		Screw, 1/4-20 x 5/8"
50	1		Adaptor, 3" dia.
52	3	125-35	Clamp, Gear 3.50" HF-52
53	1	127-44	Hose, Intake 3" dia. x 46"
54	1	601-89	Intake Flange (specify clr)
55	1	126-61	Intake Screen
56	4	112-56	Pan HD Phil T/S #10x3/4 A Zinc
57	1	127-39	Brake Cooling Duct
58	4	108-03	Lockwasher 1/4 Split Ring
59	4	112-19	Screw, IHWH T/C Slot 1/4-20x1/2
60	1	668-11	Mounting Bracket - Duct
61	1	118-02	Terminal, Male - #76-1251
62	1	118-03	Terminal, Female - #76-1289
63	1x2	160-03	O-ring, Oil Window
64	1x2	168-14	Oil Window, Master Cylinder



# Vanguard2 Parts Manual 6.0 Vehicle Body & Firewall

Ref	Qty	Part No.	Description
1	1	601-32	Body + Hood, Upper - VAN2, spec. clr., (incl. Ref 5, 11, 12, 13, 14, 15, 38)
2	1	603-92	Body, Lower - 6x6, specify colour
3	1	127-28	Plug, Nylon - Black
4	1	601-05	Bumper, Vinyl - 6 x 6
5	1	602-37	Hood Kit, Van2, specify colour
6	1	801-47	Duct, Intake Transition, specify colour
7a	2	127-45A	Pin, Hinge
7b	2	127-45B	Knuckle, Hinge
8a	8	103-47	HHCS 10-24 x 1/2
8b	7	120-13	Rivet 3/16 x 5/8
8c	5	120-13	Rivet 3/16 x 5/8
8d	5	120-09	Rivet 3/16 x 1
9	1	126-10	Wing Stud
10	1	126-09	Grommet, Alum, #GH-7
11	1	602-24	Hood Support Assembly
12	2	120-15	Rivet 1/8 x 7/16
13	1	601-69	Spring Plate
14	1	126-11	spring
15	2	112-19	Screw, IHW T/C Slot 1/4-20x 0.5
16	1	602-29	Brace, Dash
17	1	601-08	Vinyl Trim, 84"
18	2	601-09	Vinyl Trim, 2 8
19	1	626-10	Hitch Kit (Opt.)
25	4	117-44	T-Nut 1/4-20 PL
26	38	120-24	Rivet, Alum, 3/32x3/8-all plates
27a	46	120-09	Rivet, 3/16 x 1
27b	25	120-09	Rivet, 3/16 x 1
28	1	601-44	Nameplate, "ARGO"
28a	2	127-41	Nameplate, 6x6 Vanguard2
31	1	609-33	Firewall Asm. (incl 9, 10, 26, 32, 51)
32	1	125-84	Grommet, Rubber
34	1	803-02	Floor Pan, Front, specify colour
35	1	603-03	Floor Pan, Rear 6x6, specify colour
36a	46	120-04	Washer, .195x.50x.08 Zinc
36b	2	120-05	Washer, .195x.50x.04 Zinc
36c	5	120-04	Washer, .195x.50x.08 Zinc
37	1	126-60	Vinyl Strip 1/2"x1/4"x37.5'
38	2	120-05	Washer, .19x.50x.04 Zinc
39	4	100-16	Clip, Hitch Pin 1.625 Zinc
40	2	100-18	Plug, Drain 5/8 x 13/32"
41	1	601-03	Seat, Rear LH - 6x6
42	1	601-02	Seat, Rear RH - 6x6
43	2	603-15	Washer, Plastic
44	2	108-01	Washer, Fender 1/4 SAE Zinc
45	2	103-08	HHCS 1/4-20 x 1.00 Zinc
50	1	126-72	Plate, Holding Brake
51	1	126-65	Shifting Plate
52	1	127-26	Steering Lever Plate & Winch
53	1	126-67	Floor Pan Plate
54	1	126-68	Operation Plate
55	1	126-69	Fuel Plate
56	1	127-76	Plate, Capacity - Land/Water
57	1	126-64	Vehicle ID Plate
58	1		J.S. Plate, Non U.S. Argos only
59	1	127-51	Plate, Capacity - 6x6
61	1	125-41	Dash Handle, incl. 62
62	2		Plug cap, avail. only with 61
63	3	117-10	Locknut, Nylon #10-24 Zinc
64	1	126-88	Bumper, Rubber
65	3	103-25	PHMS #10-24 x 3/4" Zinc
66	1	602-38	Clip, Hood
67a	2	613-75	Bezel, Headlamp
67b	2	613-76	Bracket, Headlight Backing
68			See Section 9.0 Electrical System
69	8	103-24	CHPS T/S #6 x 1.00 Black
73	1	117-15	Nut, Fin. Hex 3/8-16 Zinc
74	1	602-27	Support, Adjustable
75	1	103-89	C/Bolt 3/8-16 x .75 Gr2 Zinc
76	1	108-06	Lockwasher, 3/8 S/R, Zinc
80	2	127-01	Reflector, Red
81	4	103-48	Plan HD Phil T/S #10x5/8 A Zinc
83	8	108-59	Lockwasher, #10 Int. tooth, Zinc

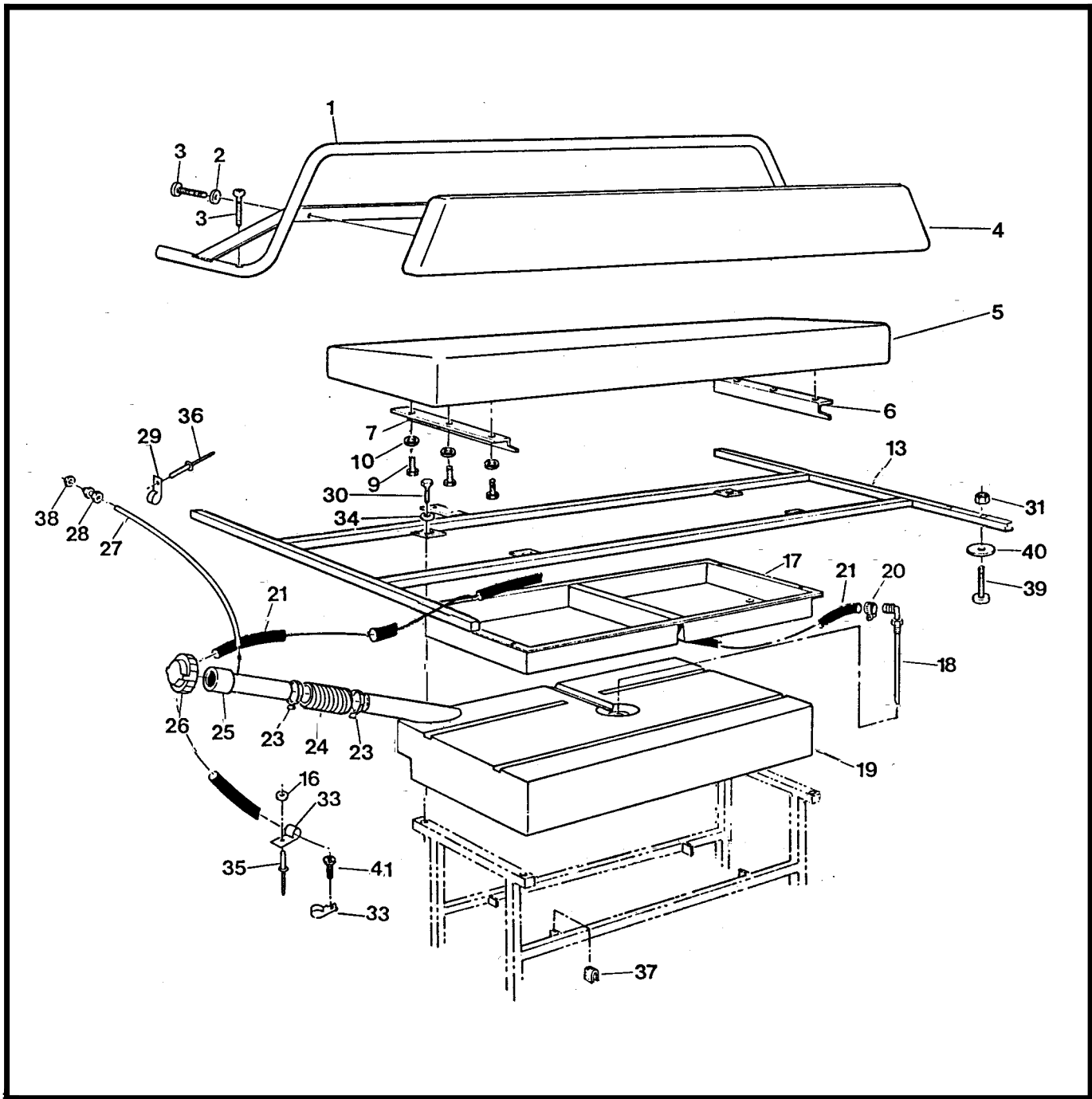
# 7.0 Frame and Drive System Vanguard2 Parts Manual



# Vanguard2 Parts Manual 7.0 Frame & Drive System

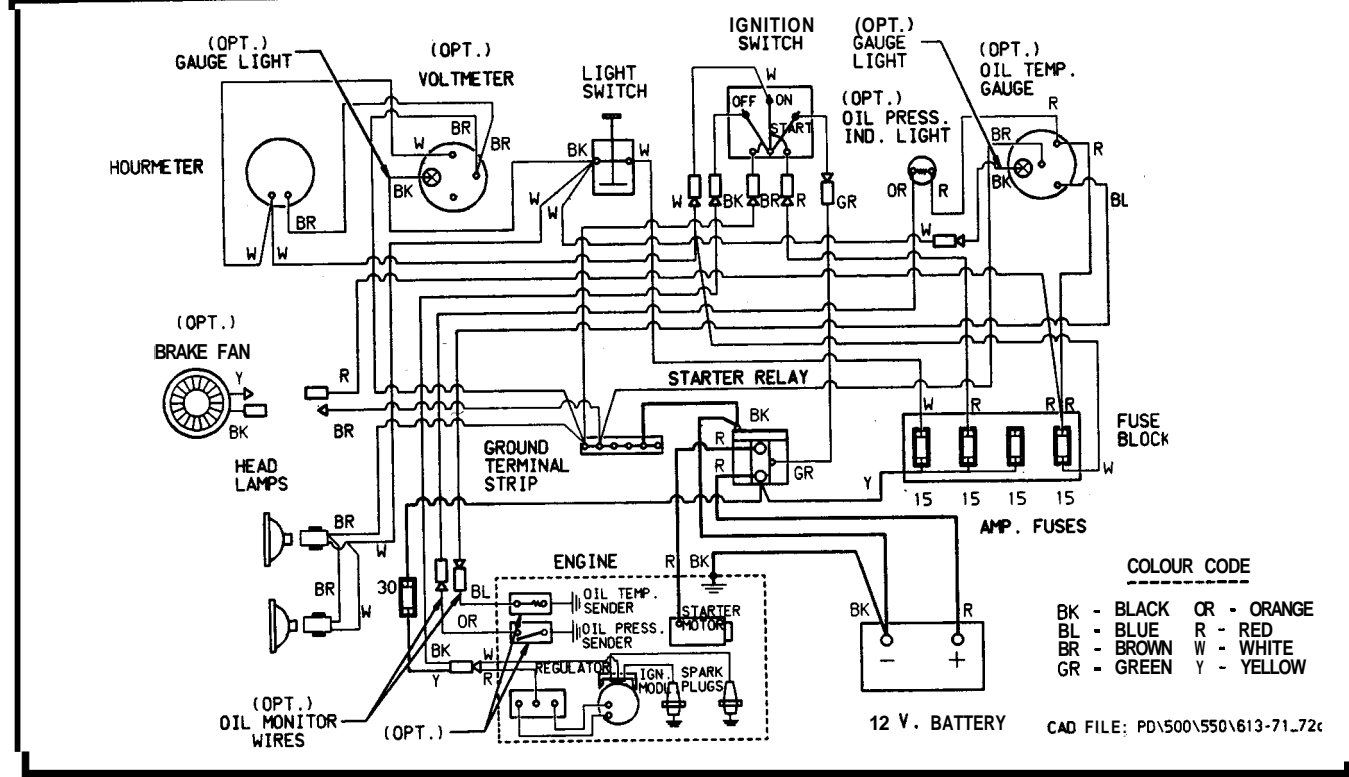
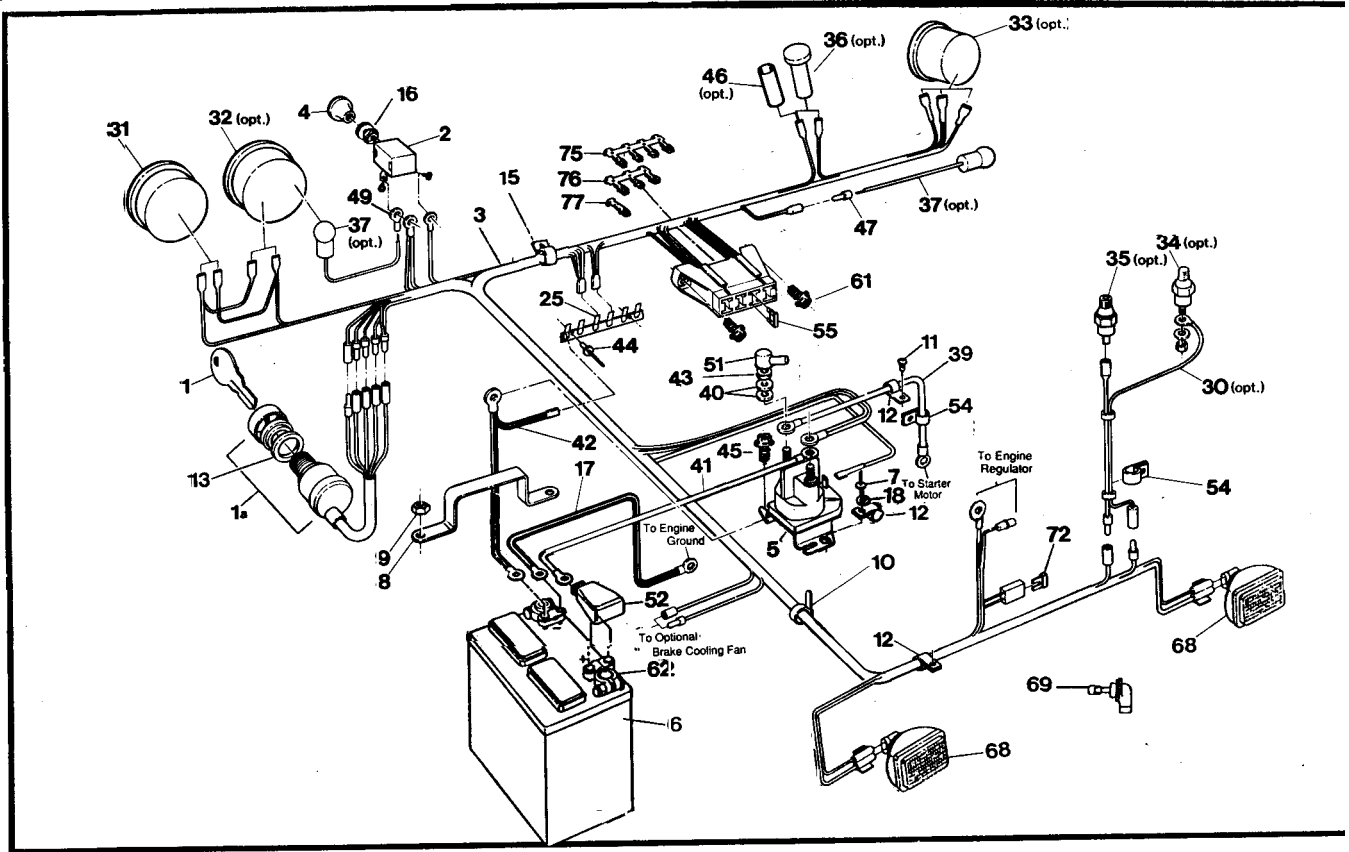
Ref	Qty	Part No.	Description
1	1	606-60	Frame Asm - 6x6
3	64	117-15	Nut, Fin Hex 3/8-16 Zinc
4	12	108-46	Washer .40x1.37x.12 Hi-Carbon
5	6	101-35	Bearing, Ball - 1.25
5a	10	101-41	Bearing, Ball - 1.0
6	66	108-06	Lockwasher 3/8 Zinc
7	22	103-88	C/Bolt 3/8-16x1.0 GR5 Zinc
8	10	605-99	Gasket, Flange - Inner
9	12	605-89	Gasket, Outer Bearing Flange
10a	16	605-63	Flange - 4-hole
10b	10	101-20	Flange Greasable - 4 Hole
11	6	102-14	Seal, Oil 1.25x1.75x0.188
12	6	102-15	Seal, Oil 1.25x1.874x0.25
13	6	605-97	Flange Assem, Outer (incl. Refs. 11 & 12)
14	24	112-39	C/Bolt 3/8-16x1.75 GR5 Zinc
16	4	112-60	SHSS 1/4x28x1/2 Cup Pt.
17	1	606-30	Idler Asm. - L4x11T 2x24T
18	1	606-31	Idler Asm. - R4x11T 2x24T
19	5x6	103-80	Stud, Wheel 7/16-20 x 1.125 #B271
21	6	810-75	Axle Assembly (incl. Ref. 19)
23	1	604-84	Frame Assembly, Battery
24	4	810-28	Sprocket, Double - 24T
25	4	606-34	Sprocket - S60x19T
26	6	112-03	SHSS 5/16-18x3/8 1/2 DOG, PL
27	2	603-22	Chain, Idler RC40-2 x 46P (incl. Ref 51)
28	4	117-64	Insert, 1/4-20
29	10	112-31	HHCS 3/8-16 x 1.0 2B GR8 Zinc
30	2	112-14	HHCS 3/8-16x.75 GR5 Zinc
31	1	108-15	Washer 3/8 SAE Zinc
32	2	103-82	HHCS 3/8-16x1.5 GR5 Zinc
33	4	112-61	C/Bolt 3/8-16x1.25 GR5 Zinc
34	2	120-15	Rivet 1/8x7/16
35	1	126-11	Spring
43	2	603-17	Chain RC50 - 2x42P - Front (incl. Ref 53)
44	2	603-26	Chain RC50 - 2x76P - Mid (incl. Ref 53)
45	2	603-83	Chain RC60 - 1x88P - Rear (incl. Ref 54)
46	5x6	117-35	Nut, Wheel 7/16-20 Zinc
47	6	125-26	Valve, Tire
48	6	125-13C	Rim - 8x7 - 5 bolt - Charcoal
49	6	126-96	Tire, Goodyear Runamuk 22x10-8
51	1x2	100-97	Con. Link, RC40-2 H.D.
52	4	100-01	Pin, Cotter 1/8 x 1.50 Zinc
53	1x4	100-96	Con. Link, RC50-2 H.D.
54	1x2	603-84	Con. Link, RC60-1 STD.
55	4	127-65	Spring Torsion - 1.16x0.35
56	4	606-39	Slider Block - 1/2" Shaft
57	4	606-35	Tensioner Asm, Chain
58	4	127-64	Spring, Torsion - .76 x 1.9

# 8.0 Fuel System & Seat Assembly Vanguard2 Parts Manual





Ref	Qty	Part No.	Description
1	4	803-50	Handrail Assembly
2	·	108-03	Lockwasher, 1/4 split ring Zinc
3	6	112-41	PHMS, PHIL 1/4-20x1.250 Zinc
4	1	608-39	Back Pad Assembly
5	1	608-43	Seat, Bench
6	1	608-30	Angle, Left
7	1	608-31	Angle, Right
9	6	112-04	HHCS 1/4-20x3/4 Gr2 Zinc
10	6	108-03	Lockwasher 1/4 split ring Zinc
13	1	804-17	Frame Assembly, Seat
16	3	120-04	Washer, .195x.50x.08 Zinc
17	1	608-32	Tool Box
18	1	608-28	Pickup Assembly, Fuel (see Ref. 19)
19	1	608-24	Tank, Fuel 32 litre (incl. Ref. 18)
20	2	100-70	Clamp, Gear 1/2" HF4
21	1	608-42	Fuel Hose, 110"
23	2	100-12	Clamp, Gear 2.25" HF36
24	1	125-94	Hose, Filler
25	1	126-47	Fuel Neck Assembly
26	1	126-46	Cap, Fuel
27	1	126-77	Hose, Vent 93" 6x6
28	1	126-50	Male Connector, 1/4"
29	4	126-94	Clamp, Nylon Wire, 1/4" ID
30	4	112-04	HHCS 1/4-20x 3/4 Gr2 Zinc
31	12	117-10	Locknut, Nylon #10-24 Zinc
33	4	126-93	Clamp, Nylon Wire, 1/2" ID
34	4	108-08	Washer, .28 x .62 x .04 Zinc
35	3	120-09	Rivet, 3/16 x 1
36	6	120-13	Rivet, 3/16 x 5/8
37	4	702-06	Foam Cushion
38	1	117-54	Locking PAL Nut, 1/2-20 Zinc
39	12	112-07	RHMS, 10-24 x 1.25 Zinc
40	12	108-42	Washer, .062 x 7/32 x 1.00 Zinc
41	1	103-48	T/S Pan HD Phil #10-5/8 A Zinc



Ref	Qty	Part No.	Description
1	1	100-39A-1	Key
1a	1	126-17	Ignition Switch, incl. Ref 1
2	1	100-62	Switch, Light
3	1	613-71	Main Wire Harness, (incl. Ref. 74, 76, 77)
4	1	126-76	Knob, Light
5	1	613-68	Starter Relay
6	1	127-54	Battery
7	1	120-09	Rivet
8	1	604-52	Battery Retaining Bracket
9	2	117-21	Locknut, Nylon 5/16-18 Zinc
10	8	100-64	Tie Wrap, 5.5" - Black
11	1	103-48	Pan HD PHIL T/S#10x5/8 A Zinc
12	12	126-93	Clamp, Nylon Wire - 1/2" ID
13	1	108-57	Washer, 3/4" ID, Tooth Lock
15	1	127-24	Clamp, Nylon - 1" ID
16	1	108-55	Lockwasher, Ext. Tooth 7/16"
17	1	613-18	Ground Wire
18	1	120-04	Washer
25	1	613-37	Ground Terminal Strip
30	1	613-38	Oil Monitor Wires (opt.)
31	1	632-15	Hourmeter, #56458-10 (#876EM)
32	1	633-10	Voltmeter, #07583-15 (#830EM)(opt.)
33	1	634-11	Oil Temp. Gauge #07556-88 (#828EM) (opt.)
34	1	634-12	Oil Temp. Sender #02024-00 (opt.)
35	1	25.099.24	Oil Pressure Switch, 6 psi (opt.) (Kohler #)
36	1	634-08	Engine Oil Pressure Light (opt.)
37	2	634-10	Light Kit, #06215-00 5/8" dia, see Ref. 32 & 33 (opt.)
39	1	613-49	Cable, Starter
40	5	108-03	Lockwasher, 1/4 Zinc
41	1	613-26	Power Cable
42	1	613-58	Ground Wire
43	2	117-20	Nut, Fin. Hex, 1/4-20 Zinc
44	2	120-15	Rivet, 1/8 x 7/16
46	1	118-48	Heat Shrink, 2 x 1/2 (opt.)
47	1	118-02	Terminal, Male-#76-1251-88
49	1	118-30	Terminal, Eye - #10
51	1	613-45	Terminal Insulator (6 ga.)
52	1	127-55	Cap, Battery Terminal - Red
54	2	126-83	Clip, Hose 5/16 ID #C- 950PC
55	4	118-49	Fuse, 15 Amp, 2-prong (AT015)
61	2	112-51	Screw, IHWH T/C #10- 24x5/8
62	2	127-56	Terminal Bat. Post
68	2	613-69	Headlamp, Halogen (incl. Ref. 69)
69	2	127-46	Bulb, Headlight - Halogen
72	1	118-51	Fuse, 30A 2-prong (AT030)
74	1	118-60	Block - Fuse, 8 position (incl. with Ref. 3)
75	(opt.)	118-61	Terminal - Fuse, quad
76	1	118-63	Terminal - Fuse, triple
77	5	118-62	Terminal - Fuse, single

Argo Products Manufactured by:

**Ontario Drive & Gear Limited**

P.O. Box 280,220 Bergey Court

New Hamburg, Ontario

CANADA NOB 2G0

Phone: (519) 662-2840

Fax: (519) 662-2421

**ODG** Dedicated to quality and performance.

**Argo 6x6**  
*VANGUARD<sup>2</sup>*



**ARGO**

**VANGUARD2**

**PARTS MANUAL**

**Model No. V699-55**  
**From Serial #SN11171**

# Foreword

**ODG** has prepared this manual for the **VANGUARD2** model to assist both qualified mechanics and vehicle owners in ordering correct, quality replacement **ARGO** parts.

Proper and regular service, and replacing old, worn or broken parts with the correct **ARGO** replacement parts, are both essential to prolonging the life of the **ARGO**. Please refer to this parts manual before ordering any replacement part.

All information contained in this **VANGUARD2** Parts Manual is based on the latest product specification available at time of printing. If your **VANGUARD2** differs from the specifications contained in this manual, **contact Ontario Drive & Gear Limited for information.**

**ODG** reserves the right to alter specifications on the **VANGUARD2** model at any time, without obligation or prior notification.

Reproduction of the **VANGUARD2** Parts Manual No. 699-55-1, in whole or in part, is prohibited without prior written permission from **Ontario Drive & Gear Limited.**


## Model Identification

VANGUARD2 - Model No. V699-55

## Explanation of Parts Manual Format

Ref	- Reference number between Assembly Diagram and Component Parts List
Part No.	- Argo replacement part number for identification and re-ordering
Description	- Part description for identification and re-ordering
Qty	- Indicates the quantity of a part used in an Assembly

# ARGO 6x6 VANGUARD 2

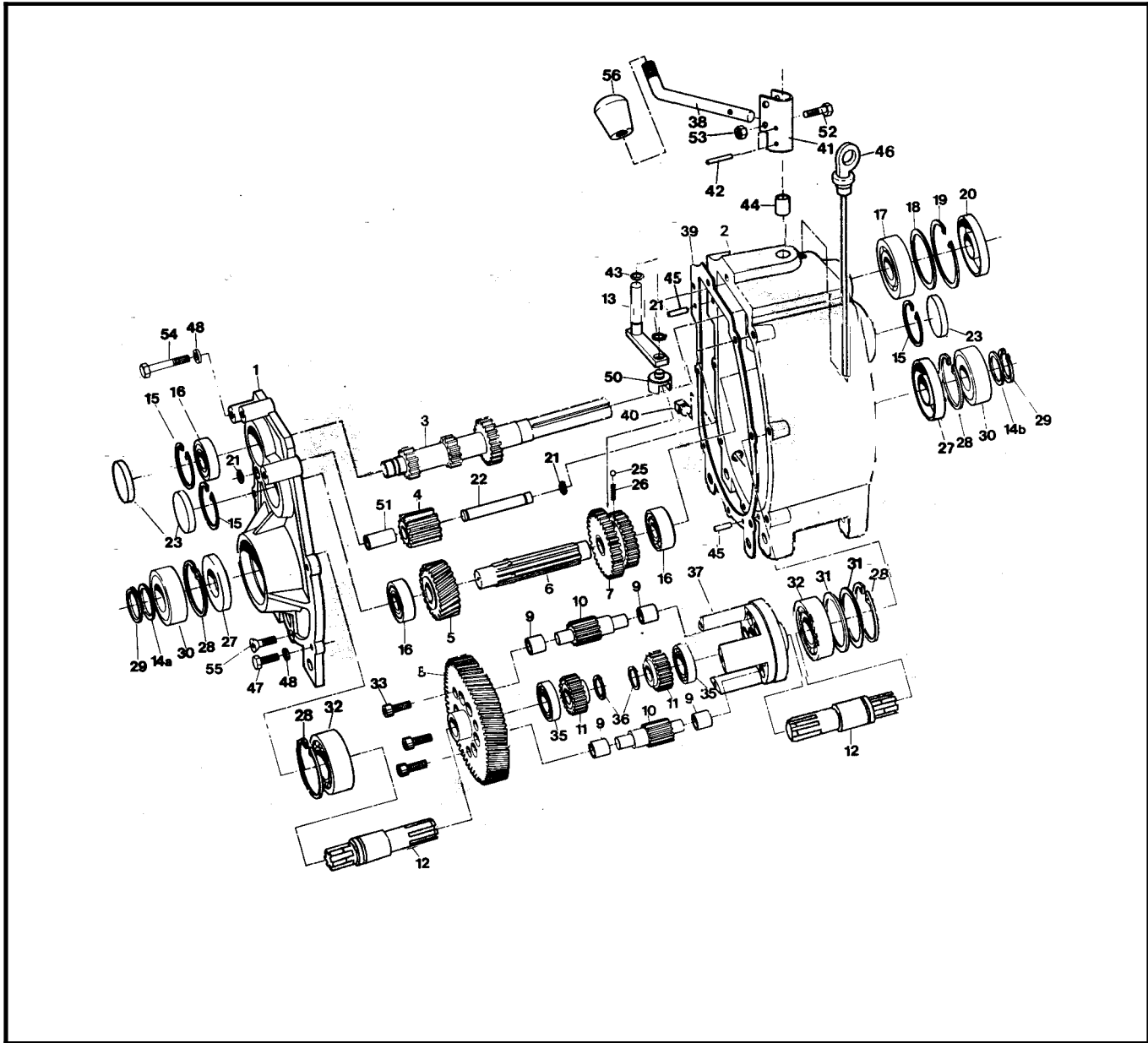


## Using the Parts Manual

- 1 Find the major vehicle assembly in the Table of Contents on this page, and turn to that section.
2. Locate the part in the illustration that you wish to order.
3. Refer to the part list in that section.
4. Find the correct part number (Part No.), part description (Description) and correct quantity (Qty).
5. Use *only* this information to order **ARGO** replacement parts. **DO NOT** attempt to order a replacement part by Ref number or page number.

## Table of Contents

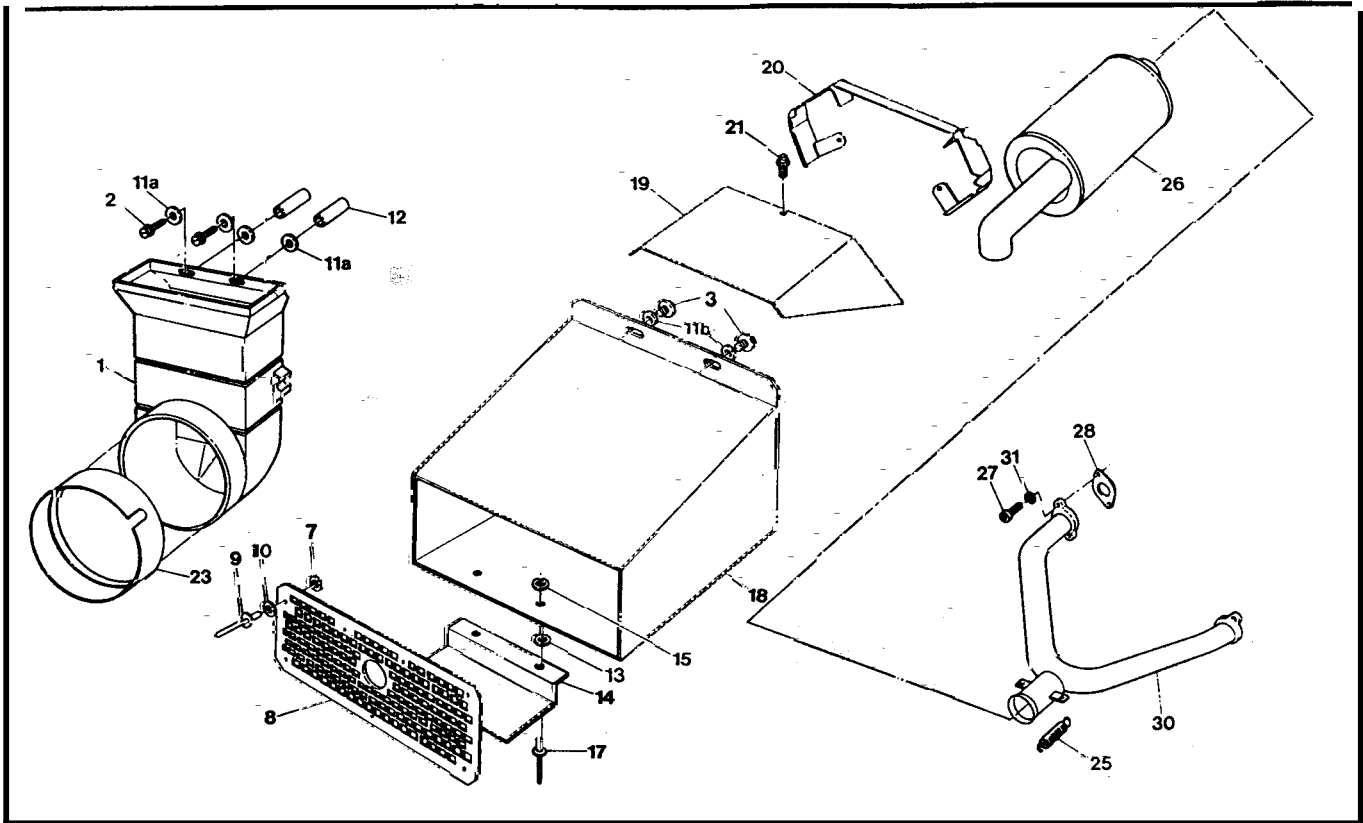
Foreword .....	i
Model Identification .....	i
Using the Parts Manual .....	ii
1.0 Transmission .....	1
2.0 Intake and Exhaust System ....	3
3.0 Clutch System .....	3
4.0 Power Pack System .....	5
5.0 Brake System .....	7
6.0 Vehicle Body & Firewall .....	9
7.0 Frame & Drive System .....	11
8.0 Fuel System & Seat Assembly	13
9.0 Electrical System .....	15



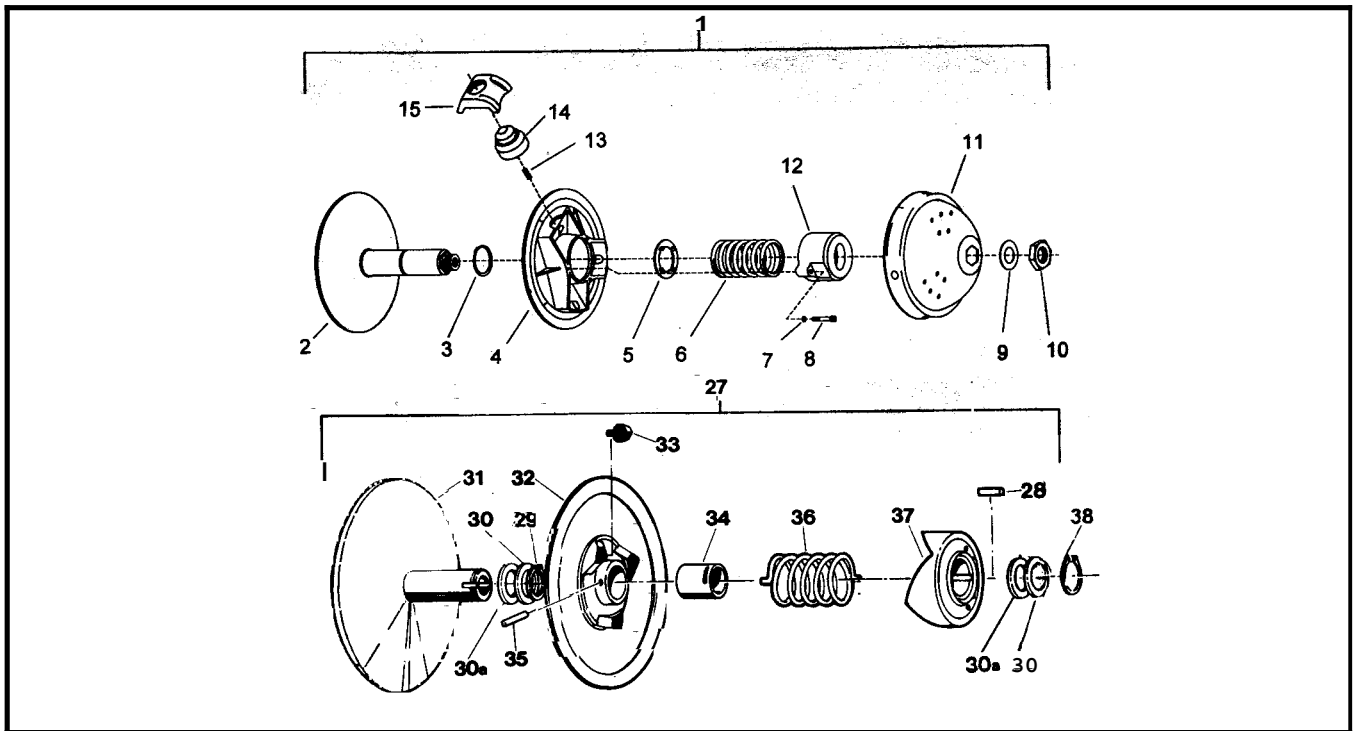


Ref	Qty	Part No.	Description
		610-18H	<b>Transmission Asm - H,</b> does not include Refs 38,52,53 &56
1	1	34-68	Cover, Transmission
2	1	34-99	Housing, Transmission
3	1	34-21	Shaft, Input- 13/21T
4	1	34-16A	Gear, Idler 13 T (incl. Ref. 51)
5	1	34-96	Gear, Helical- 26T-H
6	1	34-94	Shaft, Spline
7	1	34-91	Gear, Double - 26/33T
8	1	34-43	Gear Plate - 71T-H
9	12	105-03	Bushing, Oilite 1/2 x 3/4
10	6	34-13	Gear, Planet - 12T
11	2	34-14	Gear, Sun - 21T
12	2	34-98	Shaft, Output
13	1	34-65	Shifter Asm
14a	1	114-04	Washer, Shim .040 Thk
14b	1	114-05	Washer, Shim .020 Thk
15	3	106-01	Retaining Ring
16	3	101-01	Bearing, Ball 6204Z-C3
17	1	101-16	Bearing, Ball 6206-C3
18	as req.	114-02	Washer, Shim
19	1	106-05	Retaining Ring
20	1	102-05	Seal, Oil WBS 30x62x10
21	3	107-05	Retaining Ring
22	1	34-11	Pin, Dowel 1/2 x 3.50
23	3	31-07	Plug plate
25	1	109-05	Ball, Steel 6mm 62-67 Rc
26	1	34-32	Spring, Compression- 7/32 x 0.50
27	2	102-03	Seal, Oil WBS 30x72x10
28	4	106-03	Retaining Ring
29	2	107-02	Retaining Ring
30	2	101-05	<b>Bearing, Ball 6306-2NSE C3</b>
31	2	114-01	Washer, Shim .020x2.25x2.81
32	2	101-03	Bearing, Ball 6207-C3
33	3	103-04	SHCS 5/16-18 x 1.00 Bare
35	2	101-15	Bearing, Ball 6005-C3
36	2	107-04	Retaining Ring
37	1	34-08	Cage
38	1	610-67	Lever, Shift
39	1	34-47	Gasket, Cover - 1/64"Thk
40	1	103-02	Plug, Magnetic 3/8 - 18 NPT Sq. Hd
41	1	34-86	Holder, Shift Lever
42	2	111-01	Pin, Slotted Spring 5/32 x 1.00
43	1	113-01	O-Ring 012-7147
44	1	105-02	Bushing, Oilite 1/2x 1.0
45	2	104-03	Pin, Dowel 1/4 x 7/8
46	1	34-77	Dipstick - with Breather
47	4	103-06	HHCS 5/16-18x1.00 GR5 Zinc
48	7	108-05	Lockwasher 5/16 Zinc
50	1	34-63	Shift Yoke
51	1	105-05	Bushing, Oilite 1/2 x 1.5 (in Ref 4)
52	1	103-97	HHCS 1/4-20x1.25 GR5 Zinc
53	1	117-27	Locknut, Nylon 1/4-20Zinc
54			<b>See Section 4.0 Power Pack Assembly</b>
55	1	103-95	FHSC 5/16-18x1.0 GR8 Zinc
56	1	126-38	Knob, Shift

## 2.0 Intake and Exhaust System Vanguard2 Parts Manual



## 3.0 Clutch System



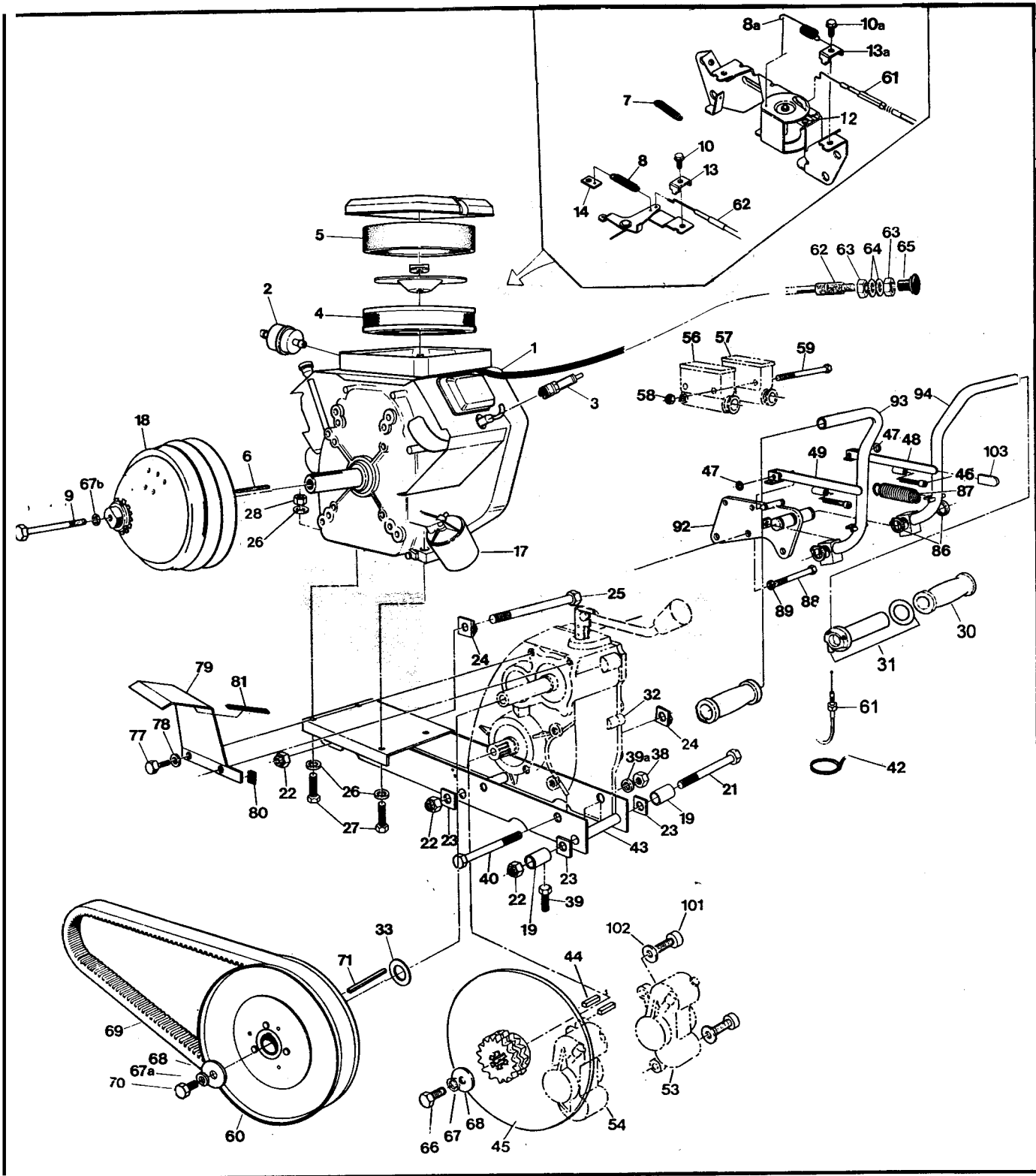
# Vanguard2 Parts Manual 2.0 Intake and Exhaust System

Ref	Qty	Part No.	Description
1	1	603-81	Duct, Intake
2	2	112-48	Screw, T/S HH#14x2.25 Zinc
3	2	112-19	Screw, IHWH T/C Slot 1/4-20x.5
7	7	120-05	Washer, .195x.50x.040 Zinc
8	1	707-31	Screen, Exhaust
9	7	120-09	Rivet 3/16 x 1
10	7	125-59	Washer, Fibre -.062x.25x.50
11a	4	108-08	Washer, 1/4 SAE Zinc
11b	2	108-08	
12	2	120-29	Spacer, .26IDx1.12LG
13	2	125-58	Washer, Fibre - W-77F
14	1	707-28	Support, Exhaust Duct
15	2	120-04	Washer, .195x.50x.08 Zinc
17	2	120-13	Rivet - 3/16x5/8
18	1	707-32	Duct, Exhaust
19	1	707-26	Cover, Engine Duct
20	1	707-25	Duct, Engine
21	3	112-19	Screw, IHWH T/C Slot 1/4-20x0.5
23	1	603-82	Seal
25	2	126-57	Spring, Exhaust
26	1	707-15	Muffler
27	4	112-30	SHCS, M8x1.25x20.0 Zinc
28	2	805024	Gasket
30	1	707-05	Manifold, Exhaust
31	4	108-02	Lockwasher, Hi-Collar 5/16, PL

## 3.0 Clutch System

Ref	Qty	Part No.	Description
1	1	127-72	Clutch, Driver, keyed incl Refs. 2 to 15, 0400-0028
2	1	0405-0021	Pulley, Half - Fixed
3	1	V08	Ring, Retaining D1400-350
4	1	0410-0007	Pulley, Half - Sliding
5	1	V09	Plate, Spring Guide
6	1	V10-48-108-18	Spring
7	3	420-2453-700	Lockwasher
8	3	222-9640-66	SHCS
9	1	0080-0153	Washer
10	1	0080-0100	Nut
11	1	0115-0015(B)	Cap
12	1	0440-0001	Cover, Spring
13	3	C24-L1	Spring, Anti-Noise
14	3	C13-200	Slug, Lead 200g
15	3	0130-3002	Block, Red
27	1	126-24	Clutch, Driven Model "B" SODB0001(incl. Refs. 28 to 37)
28	1	ASK-5	Key 1/4 x 1/4 x 3/4
29	1	ASR-6	Retaining Ring N1400-150
30	as req	ASA-1	Spacer .050" Thick
30a	as req	ASA-1-S	Spacer .025" Thick
31	1	AFK25.4-250OD01	Pulley, Half - Fixed
32	1	AMC-2- 250OD01	Pulley, Half - Sliding incl. Refs.33,34 and 35
33	3	ANS-2-T	Shoe, Cam
34	1	AMB-2	Bushing, Bronze
35	1	111-01	Pin, Spirol 5/32 x 1.00
36	1	ACS-3-188	Spring, Blue
37	1	AFC-4- C3D4	Cam
38	1	371-9031-000	Retaining Ring

# 4.0 Power Pack Assembly Vanguard2 Parts Manual

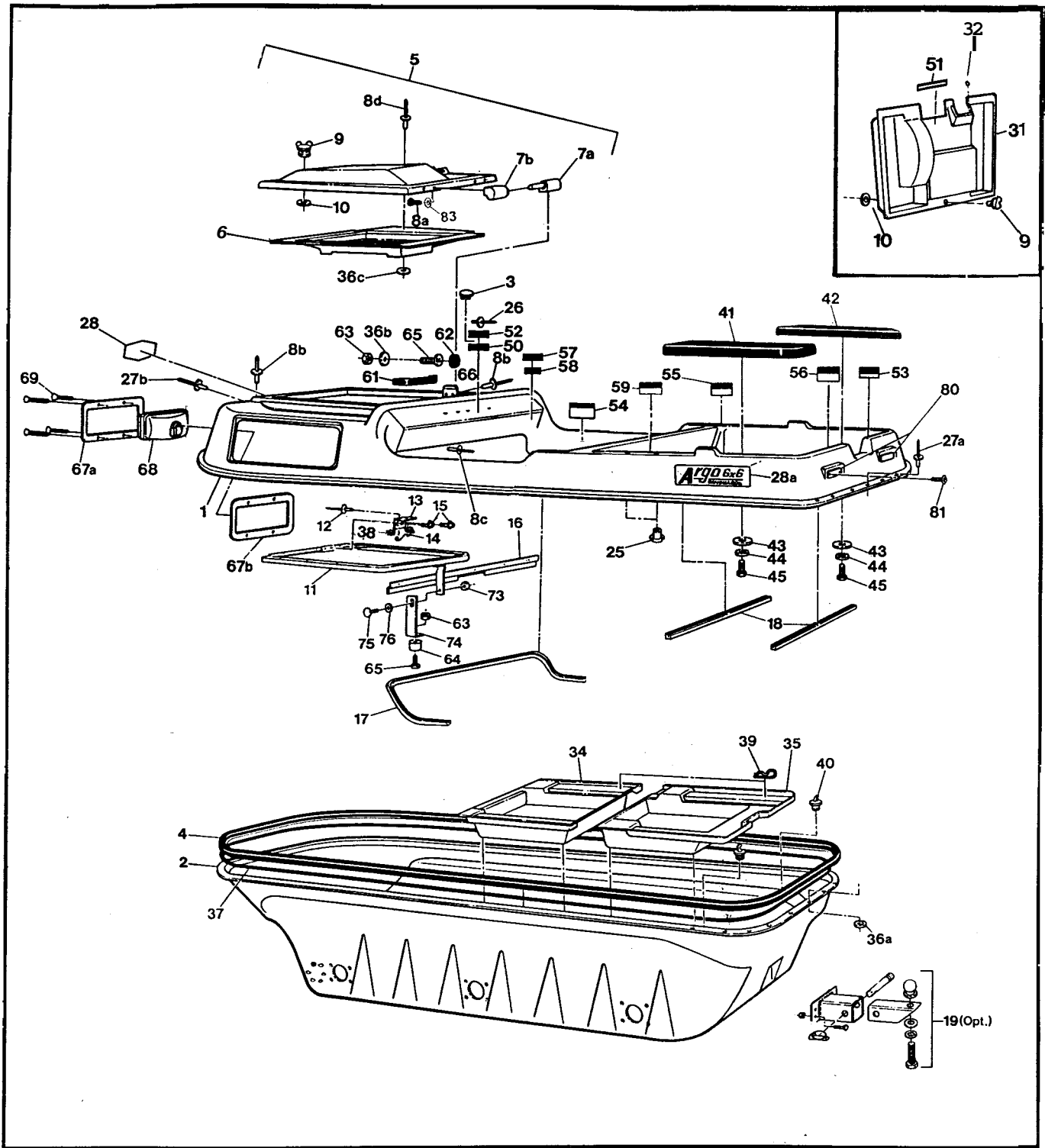


# Vanguard2 Parts Manual 4.0 Power Pack Assembly

Ref	Qty	Part No.	Description	Ref	Qty	Part No.	Description
	<b>I</b>	126-52	Engine-Vanguard V-Twin 16 HP (incl. Refs 2-14, 17) B&S #3034471026E1	43	1	511-71	Frame-Power Pack Van.
2	1	125-64	Fuel Filter, G 81-4	44	4	110-14	Key 1/4x1/4x1.25
3	2	126-74	Spark Plug #3926	45	2	610-76	Brake Disc-#40-2x15Tw/hole
4	1	394018	Filter, Air (BS#)	46	2	103-69	SHCS 1/4-20x1.50 Zinc
5	1	272490	Element - Foam (BS#)	47	2	113-02	O-Ring #106-7147
6	1	110-03	Key 1/4x3/16x2.375 RC46	48	1	810-21	Lever, Assem., Brake - RH
7	1	805523	Spring, Governor - Green	49	1	810-20	Lever, Assem., Brake - LH
8	1	125-88	Spring, Return	53 to 57			<b>See Section 5.0 Brake System</b>
8a	1	127-49	Spring, Return	58	2	117-27	Locknut, Nylon 1/4-20 Zinc
9	1	112-28	HHCS, 3/8-24x4.5 Gr5 Zinc	59	2	103-66	HHCS 1/4-20x4.00 Gr5 Zinc
10	1	805169	Screw-Hex Head (BS #)	60			<b>See Section 3.0 Clutch System</b>
10a	1	805169	Screw-Hex Head (BS #)	61	1	612-101	Cable Asm, Throttle
13	1	805170	Clamp - Casing (BS #)	62	1	612-92	Cable Asm, Choke incl. 63
13a	1	805170	Clamp - Casing (BS #)	63	2		Jam Nut, 5/16-24, Part of 62
14	1	601-86	Clip, Retainer	64	2	108-24	Washer 5/16 SAE Zinc
17	1	126-95	Filter, Oil	65	1	126-75	Knob, Choke - Black
18			<b>See Section 3.0 Clutch</b>	66	2	103-18	HHCS 3/8-24x1.25 Gr5 Zinc
19	2	811-14	Spacer	67	2	108-06	Lockwasher, 3/8 S/R, Zinc
21	1	112-57	HHCS 5/8-11x10.00 Gr5 Zinc	67a	1	108-06	Lockwasher, 3/8 S/R, Zinc
22	3	117-09	Locknut, Nylon 5/8-11 Zinc	67b	1	108-06	Lockwasher, 3/8 S/R, Zinc
23	3	811-09	Washer, Square .64ID	68	3	108-18	Washer 13/32x1.375 x 11GA
24	2	811-15	Washer, Square Lock .64ID	69	1	125-56	Drive Belt
25	2	112-58	HHCS 5/8-11x7.50 Gr5 Zinc	70	1	103-34	HHCS 3/8-16x1.25 Gr5 Zinc
26	8	108-24	Washer 5/16 SAE Zinc	71	1	110-09	Key 1/4 x 1/4 x 3.0
27	4	112-27	HHCS 5/16-18x1.75 Gr5 Zinc	77	2	103-17	HHCS 3/8-16x1.00 Gr5 Zinc
28	4	117-21	Locknut, Nylon 5/16-18Zinc	78	2	108-26	Washer 3/8 Zinc
30	2	127-35	Grip, Molded Rubber	79	1	603-29	Guard, Belt Protect
31	1	127-81	Throttle Twist Grip	80	1	601-92	Vinyl Trim - 1.5
32			<b>See Section 1.0 Transmission</b>	81	1	601-93	Vinyl Trim - 4.25
33	as req	108-36	Washer .06x1.00x1.375 Zinc	86	4	106-07	Retaining Ring N1400-75
38	2	117-06	Nut, Fin Hex 1/2-13Zinc	87	2	127-33	Spring, Extension-Strg Lever
39	2	103-53	HHCS 3/8-16x3.0 Full Thread	88	3	103-55	HHCS 5/16-18x2.75 Gr5 Zinc
39a	2	108-07	Lockwasher 1/2 Zinc	89	3	108-05	Lockwasher 5/16 Zinc
40	2	103-20	HHCS 1/2-13x6.5 Gr5 Zinc	92	1	812-01	Bracket Asm., Steering
42	1	100-64	Tie-Wrap	93	1	812-27	Lever Asm., Steering - LH
				94	1	812-26	Lever Asm., Steering - RH
				101	4	103-41	SHCS, 3/8-16x1.25 Zinc
				102	4	108-23	Washer 3/8 SAE Gr8 - Dich.
				103	2	126-89	Cap, Vinyl - Black



Ref.	Qty	Part No.	Description
1	1	166-01RM	Caliper, Brake - L w/o pads (incl. Refs. 5,6,7,9-12)
2	1	166-02RM	Caliper, Brake - R w/o pads (incl. Refs. 5,6,7,9-12)
3	2	161-01	O-Ring Kit, Caliper (incl. Refs. 5 & 6)
4	2	160-40	SHCS M8x1,25x40 Zinc
5	1		Seal, Rubber - 5mm (see Ref. 3)
6	2		Seal, Piston - 41mm (see Ref. 3)
7	2x2	168-05	Piston 41mm
8	1	170-01	Brake Pad Set (4) - non-asbestos
9	1x2	168-20	Plug, Rubber
10	1x2	168-03	Screw, Bleeding M10x1,0
11	1x2	109-03	Ball, Check - 7/32 dia.
12	2x2	160-41	SHCS M10x1,5x50mm Zinc
13	2x2	168-06	Pin, Cotter 3,2x50mm
14	4	160-44	Bolt, Banjo - M10x1,0x21,0 Zinc
15	8	160-01	Washer, Copper - 1,5x10,0x14,0
16	1x2	163-01	Hose Asm., Hydraulic-310mm
17	1	165-06	Master Cylinder, (incl. Refs 19 to 21, 24 to 28, 63 & 64)
18	1	165-05	Master Cylinder, (incl. Refs 19 to 21, 24 to 28, 63 & 64)
19	2x2	160-42	FHMS M5x0,8x6mm
20	1x2	168-08	Cover
21	1x2	168-09	Cover, Rubber
22			<b>See Section 4.0 Power Pack Assembly</b>
24	1x2	162-02	Spring, Return
25	1x2		Seal, Primary, 19mm (See Ref. 30)
26	1x2	168-10	Piston 19mm dia.
27	1x2		Seal, Secondary, 19mm (See Ref. 30)
28	1x2		Boot, Rubber, (See Ref. 30)
30	1x2	161-25	O-Ring Kit - Master Cylinder (incl. Refs 25, 27 & 28)
31	2	812-13	Pin Asm., Plunger-Adjustable
32	2	812-17	Collar
33	2	112-02	SHSS 10-24x1/4 Knurl Cup Pt., PL
34		126-19	Fluid, Brake-Silicon Dot 5 - .35L
37	1	668-03	Brake Cooling Kit-Van2 37
38	1	100-62	Switch, Light
39		125-92	Adpt. & Mounting Kit (incl. Refs. 43 to 50)
40	1	125-91	Blower Fan
41	4	120-13	Rivet 3/16" x 5/8"
42	1	613-05	Wire Harness
43	1		Mounting Bracket
44	1		Nut, #10-32
45	1	See	Lockwasher, 3/16"
46	1	125-92	Screw, #10-32 x 2"
47	2	above	Nut, 1/4-20
48	2		Lockwasher, 1/4"
49	2		Screw, 1/4-20 x 5/8"
50	1		Adaptor, 3" dia.
52	3	125-35	Clamp, Gear 3.50" HF-52
53	1	127-44	Hose, Intake 3" dia. x 46"
54	1	601-89	Intake Flange (specify clr)
55	1	126-61	Intake Screen
56	4	112-56	Pan HD Phil T/S #10x3/4 A Zinc
57	1	127-39	Brake Cooling Duct
58	4	108-03	Lockwasher 1/4 Split Ring
59	4	112-19	Screw, IHWH T/C Slot 1/4-20x1/2
60	1	668-11	Mounting Bracket - Duct
61	1	118-02	Terminal, Male - #76-1251
62	1	118-03	Terminal, Female - #76-1289
63	1x2	160-03	O-ring, Oil Window
64	1x2	168-14	Oil Window, Master Cylinder

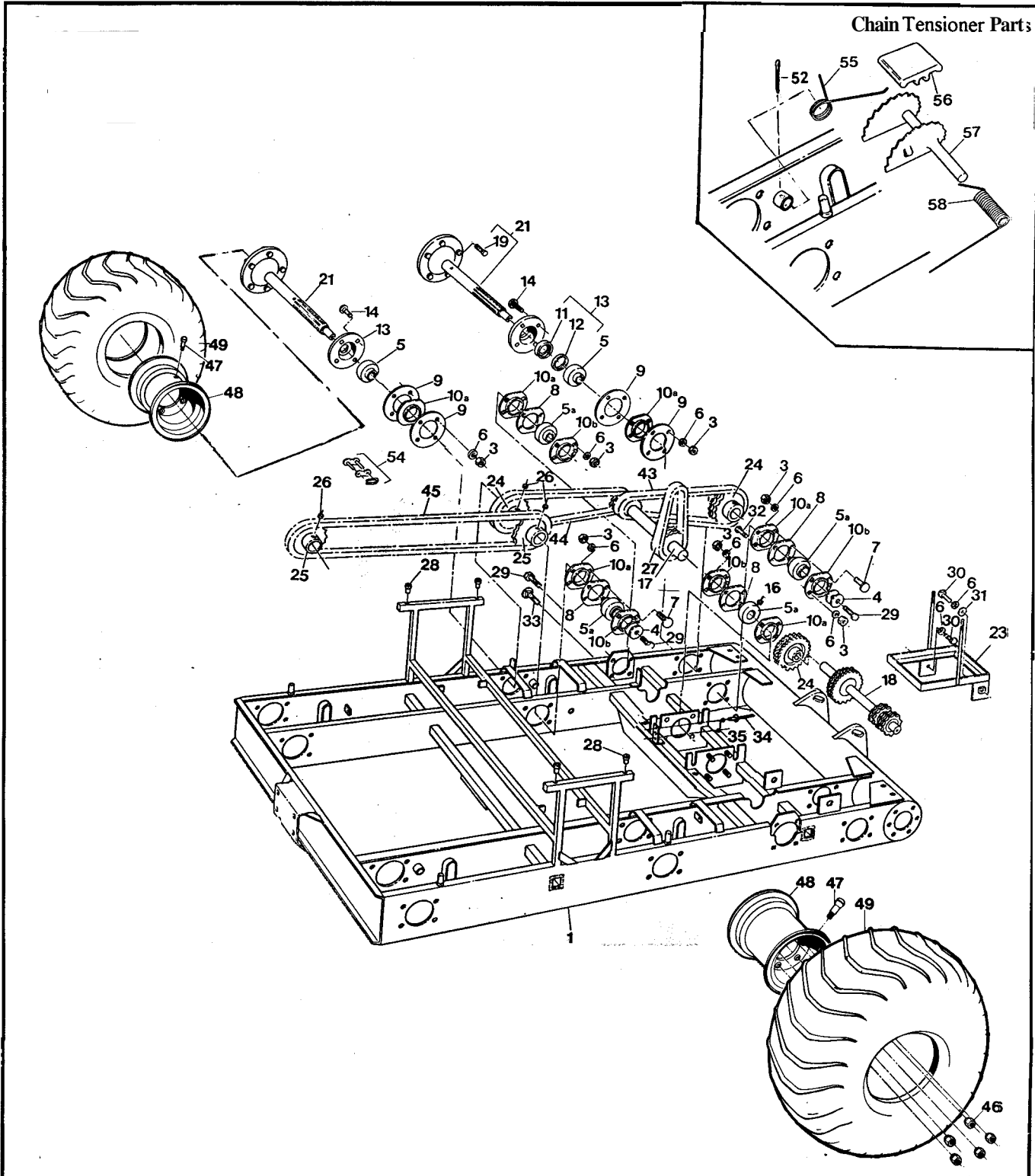




# Vanguard2 Parts Manual 6.0 Vehicle Body & Firewall

	Part No.	Description
1	1	601-32 Body + Hood, Upper- VAN2, spec. clr., (incl. Ref 5, 11, 12, 13, 14, 15, 38)
2	1	603-92BL Body, Lower - 6x6, Black
3	1	127-28 Plug, Nylon - Black
4	1	601-05 Bumper, Vinyl - 6 x 6
5	1	602-37 Hood Kit, Van2, specify colour
6	1	801-47 Duct, Intake Transition, specify colour
7a	2	127-45A Pin, Hinge
7b	2	127-45B Knuckle, Hinge
8a	8	103-47 HHCS 10-24 x 1/2
8b	7	120-13 Rivet 3/16 x 5/8
8c	5	120-13 Rivet 3/16 x 5/8
8d	5	120-09 Rivet 3/16 x 1
9	1	126-10 Wing Stud
10	1	126-09 Grommet, Alum, #GH-7
11	1	602-24 Hood Support Assembly
12	2	120-15 Rivet 1/8 x 7/16
13	1	601-69 Spring Plate
14	1	126-11 Spring
15	2	112-19 Screw, IHWH T/C Slot 1/4-20x 0.5
16	1	602-29 Brace, Dash
17	1	601-08 Vinyl Trim, 84"
18	2	601-09 Vinyl Trim, 28"
19	1	626-10 Hitch Kit (Opt.)
25	4	117-44 T-Nut 1/4-20 PL
26	38	120-24 Rivet, Alum, 3/32x3/8-all plates
27a	46	120-09 Rivet, 3/16 x 1
27b	25	120-09 Rivet, 3/16 x 1
28	1	601-44 Nameplate, "ARGO"
28a	2	127-41 Nameplate, 6x6 Vanguard2
31	1	609-33 Firewall Asm. (incl 9, 10, 26, 32, 51)
32	1	125-84 Grommet, Rubber
34	1	803-02 Floor Pan, Front, specify colour
35	1	603-03 Floor Pan, Rear 6x6, specify colour
36a	46	120-04 Washer, .195x.50x.08 Zinc
36b	2	120-05 Washer, .195x.50x.04 Zinc
36c	5	120-04 Washer, .195x.50x.08 Zinc
37	1	126-60 Vinyl Strip 1/2"x1/4"x37.5'
38	2	120-05 Washer, .19x.50x.04 Zinc
39	4	100-16 Clip, Hitch Pin 1.625 Zinc
40	2	100-18 Plug, Drain 5/8" x 13/32
41	1	601-03 Seat, Rear LH - 6x6
42	1	601-02 Seat, Rear RH - 6x6
43	2	603-15 Washer, Plastic
44	2	108-01 Washer, Fender 1/4 SAE Zinc
45	2	103-08 HHCS 1/4-20x 1.00 Zinc
50	1	126-72 Plate, Holding Brake
51	1	126-65 Shifting Plate
52	1	127-26 Steering Lever Plate & Winch
53	1	126-67 Floor Pan Plate
54	1	126-68 Operation Plate
55	1	126-69 Fuel Plate
56	1	127-76 Plate, Capacity - Land/Water
57	1	126-64 Vehicle ID Plate
58	1	U.S. Plate, Non U.S. Argos only
59	1	127-51 Plate, Capacity - 6x6
61	1	125-41 Dash Handle, incl. 62
62	2	Plug cap, avail. only with 61
63	3	117-10 Locknut, Nylon #10-24 Zinc
64	1	126-88 Bumper, Rubber
65	3	103-25 PHMS #10-24 x 3/4" Zinc
66	1	602-38 Clip, Hood
67a	2	613-75 Bezel, Headlamp
67b	2	613-76 Bracket, Headlight Backing
68		See Section 90 Electrical System
69	8	103-24 OHPS T/S #6 x 1.00 Black
73	1	117-15 Nut, Fin. Hex 3/8-16 Zinc
74	1	602-27 Support, Adjustable
75	1	103-89 C/Bolt 3/8-16x .75 Gr2 Zinc
76	1	108-06 Lockwasher, 3/8 S/R, Zinc
80	2	127-01 Reflector, Red
81	4	103-48 Pan HD Phil T/S #10x5/8 A Zinc
83	8	108-59 Lockwasher, #10 Int. tooth, Zinc

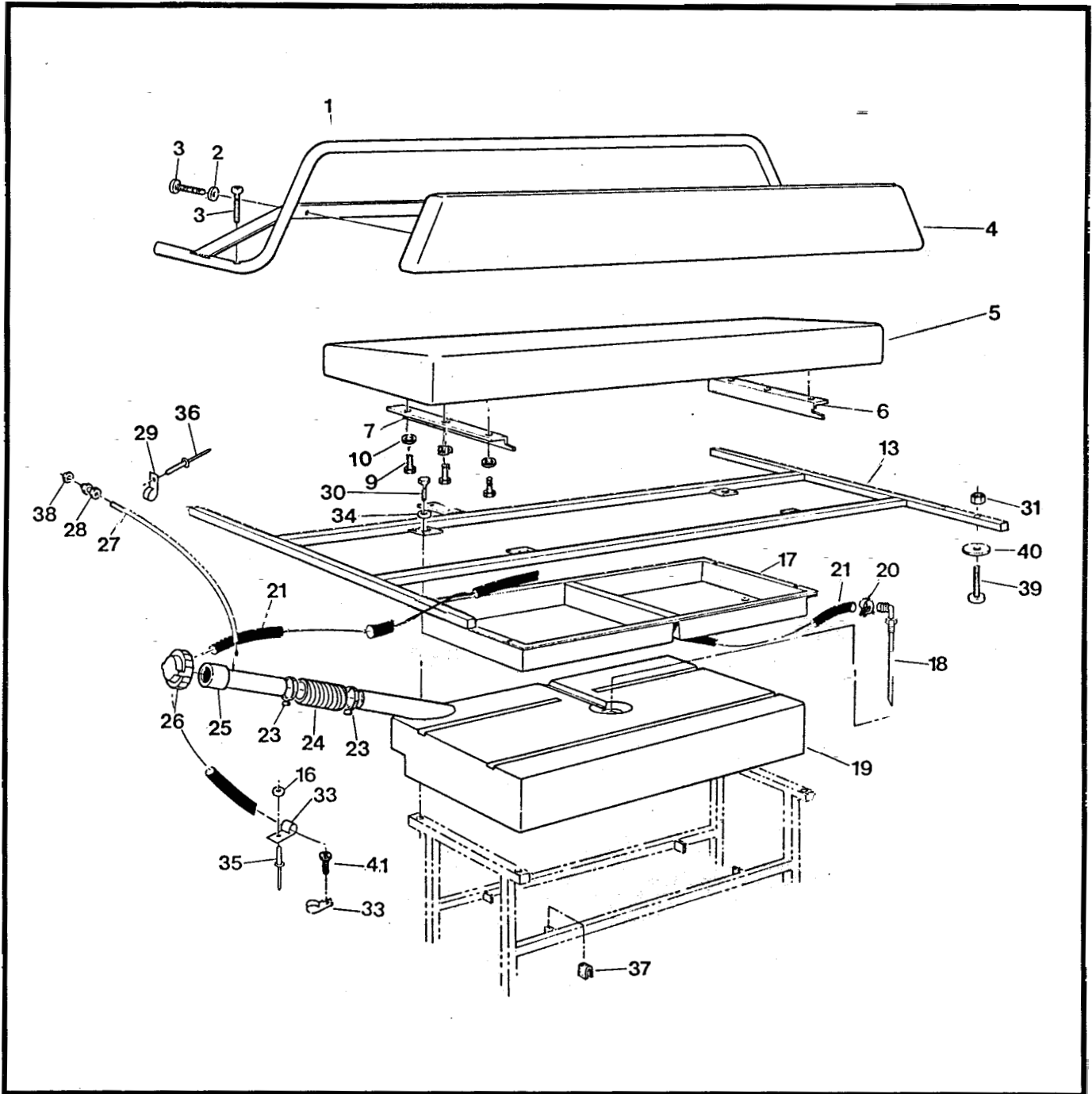
# 7.0 Frame and Drive System Vanguard2 Parts Manual



# Vanguard2 Parts Manual 7.0 Frame & Drive System

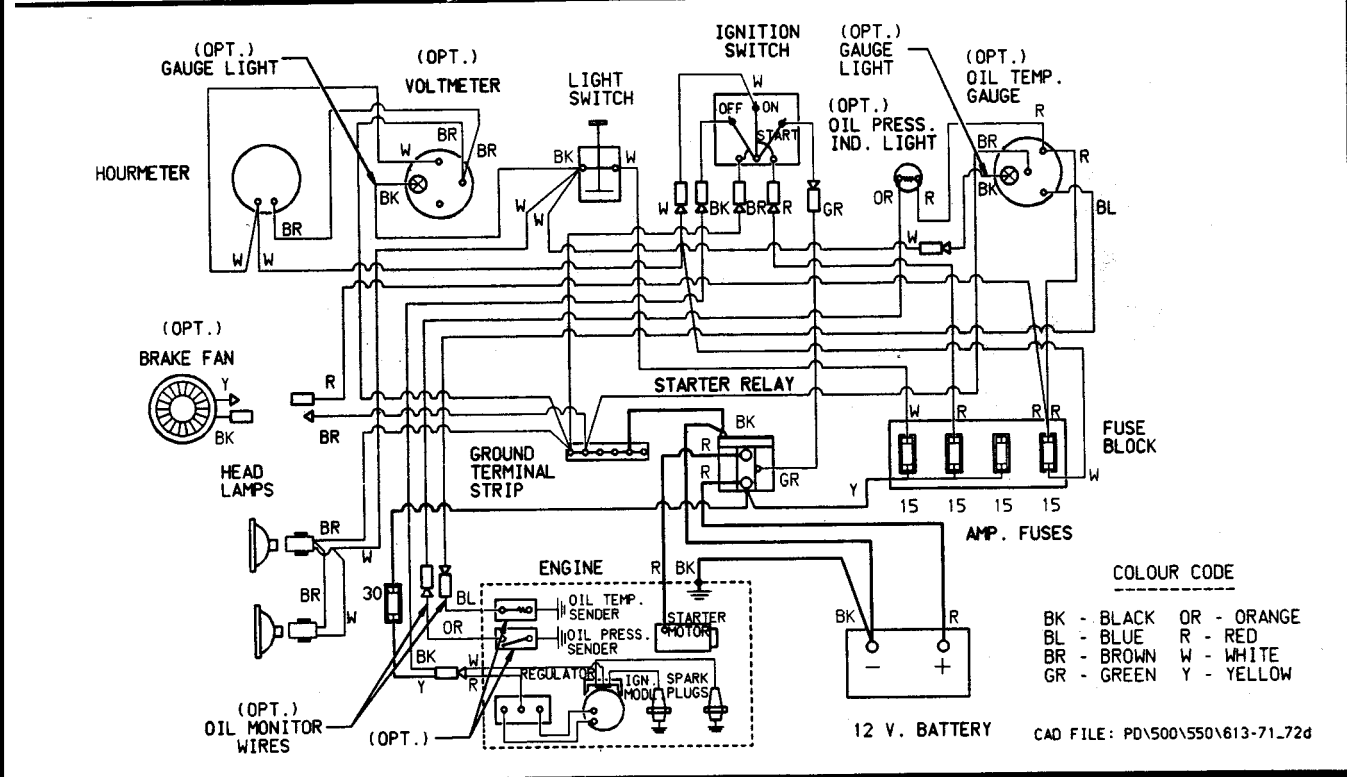
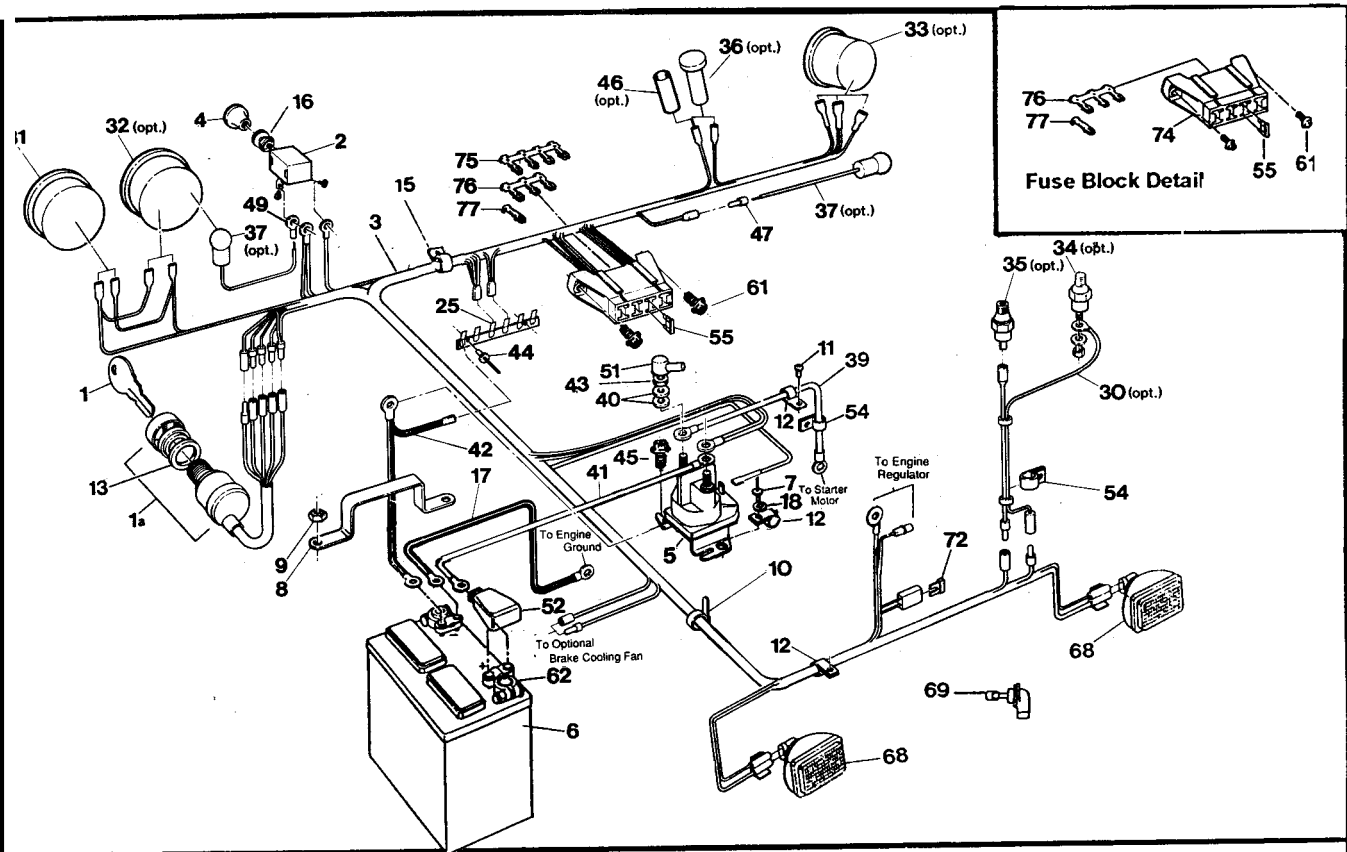
Ref	Qty	Part No.	Description
1	1	606-60	Frame Asm - 6x6
3	64	117-15	Nut, Fin Hex 3/8-16 Zinc
4	12	108-46	Washer .40x1.37x.12 Hi-Carbon
5	6	101-35	Bearing, Ball - 1.25
5a	10	101-41	Bearing, Ball - 1.0
6	66	108-06	Lockwasher 3/8 Zinc
7	22	103-88	C/Bolt 3/8-16x1.0 GR5 Zinc
8	10	605-99	Gasket, Flange - Inner
9	12	605-89	Gasket, Outer Bearing Flange
10a	16	605-63	Flange - 4-hole
10b	10	101-20	Flange Greasable - 4 Hole
11	6	102-14	Seal, Oil 1.25x1.75x0.188
12	6	102-15	Seal, Oil 1.25x1.874x0.25
13	6	605-97	Flange Assem, Outer (incl. Refs. 11 & 12)
14	24	112-39	C/Bolt 3/8-16x1.75 GR5 Zinc
16	4	112-60	SHSS 1/4x28x1/2 Cup Pt.
17	1	606-30	Idler Asm. - L4x11 T 2x24T
18	1	606-31	Idler Asm. - R4x11 T 2x24T
19	5x6	103-80	Stud, Wheel 7/16-20 x 1.125 #B271
21	6	810-75	Axle Assembly (incl. Ref. 19)
23	1	604-84	Frame Assembly, Battery
24	4	810-28	Sprocket, Double - 24T
25	4	606-34	Sprocket - S60x19T
26	6	112-03	SHSS 5/16-18x3/8 1/2 DOG, PL
27	2	603-22	Chain, Idler RC40-2 x 46P (incl. Ref 51)
28	4	117-64	Insert, 1/4-20
29	10	112-31	HHCS 3/8-16 x 1.0 2B GR8 Zinc
30	2	112-14	HHCS 3/8-16x.75 GR5 Zinc
31	1	108-15	Washer 3/8 SAE Zinc
32	2	103-82	HHCS 3/8-16x1.5 GR5 Zinc
33	4	112-61	C/Bolt 3/8-16x1.25 GR5 Zinc
34	2	120-15	Rivet 1/8x7/16
35	1	126-11	Spring
43	2	603-17	Chain RC50 - 2x42P - Front (incl. Ref 53)
44	2	603-26	Chain RC50 - 2x76P - Mid (incl. Ref 53)
45	2	603-83	Chain RC60 - 1x88P - Rear (incl. Ref 54)
46	5x6	117-35	Nut, Wheel 7/16-20 Zinc
47	6	125-26	Valve, Tire
48	6	125-13C	Rim - 8x7 - 5 bolt - Charcoal
49	6	126-96	Tire, Goodyear Runamuk 22x10-8
51	1x2	100-97	Con. Link, RC40-2 H.D.
52	4	100-01	Pin, Cotter 1/8 x 1.50 Zinc
53	1x4	100-96	Con. Link, RC50-2 H.D.
54	1x2	603-84	Con. Link, RC60-1 STD.
55	4	127-65	Spring Torsion - 1.16x0.35
56	4	606-39	Slider Block - 1/2" Shaft
57	4	606-35	Tensioner Asm, Chain
58	4	127-64	Spring, Torsion - .76 x 1.9

# 8.0 Fuel System & Seat Assembly Vanguard2 Parts Manual



## Vanguard2 Parts Manual 8.0 Fuel System & Seat Assembly

Ref	Qty	Part No.	Description
1	1	803-50	Handrail Assembly
2	4	108-03	Lockwasher, 1/4 split ring Zinc
3	6	112-41	PHMS, PHIL 1/4-20x1.250 Zinc
4	1	608-39	Back Pad Assembly
5	1	608-43	Seat, Bench
6	1	608-30	Angle, Left
7	1	608-31	Angle, Right
9	6	112-04	HHCS 1/4-20x3/4 Gr2 Zinc
10	6	108-03	Lockwasher 1/4 split ring Zinc
13	1	804-17	Frame Assembly, Seat
16	3	120-04	Washer, .195x.50x.08 Zinc
17	1	608-32	Tool Box
18	1	608-28	Pickup Assembly, Fuel (see Ref. 19)
19	1	608-24	Tank, Fuel 32 litre (incl. Ref. 18)
20	2	112-79	Clamp, Hose, 1/2" - Black
21	1	608-42	Fuel Hose, 110"
23	2	100-12	Clamp, Gear 2.25" HF36
24	1	125-94	Hose, Filler
25	1	126-47	Fuel Neck Assembly
26	1	126-46	Cap, Fuel
27	1	126-77	Hose, Vent 93" 6x6
28	1	126-50	Male Connector, 1/4"
29	4	126-94	Clamp, Nylon Wire, 1/4" ID
30	4	112-04	HHCS 1/4-20 x 3/4 Gr2 Zinc
31	12	117-10	Locknut, Nylon #10-24 Zinc
33	4	126-93	Clamp, Nylon Wire, 1/2" ID
34	4	108-08	Washer, .28 x .62 x .04 Zinc
35	3	120-09	Rivet, 3/16 x 1
36	6	120-13	Rivet, 3/16 x 5/8
37	4	702-06	Foam Cushion
38	1	117-54	Locking PAL Nut, 1/2-20 Zinc
39	12	112-07	RHMS, 10-24 x 1.25 Zinc
40	12	108-42	Washer, .062 x 7/32 x 1.00 Zinc
41	1	103-48	T/S Pan HD Phil #10-5/8 A Zinc



Ref	Qty	Part No.	Description
■	1	100-39A-1	Key
1a	1	126-17	Ignition Switch, incl. Ref 1
2	1	100-62	Switch, Light
3	1	613-71	Main Wire Harness, (incl. Ref. 74, 76, 77)
4	1	126-76	Knob, Light
5	1	613-68	Starter Relay
6	1	127-54	Battery
7	■	120-09	Rivet
8	1	604-52	Battery Retaining Bracket
9	2	117-21	Locknut, Nylon 5/16-18 Zinc
10	8	100-64	Tie Wrap, 5.5" - Black
11	1	103-48	Pan HD PHIL T/S#10x5/8 A Zinc
12	12	126-93	Clamp, Nylon Wire - 1/2" ID
13	1	108-57	Washer, 3/4" ID, Tooth Lock
15	1	127-24	Clamp, Nylon - 1" ID
16	1	108-55	Lockwasher, Ext. Tooth 7/16"
17	1	613-14	Ground Wire
18	1	120-04	Washer
25	1	613-37	Ground Terminal Strip
30	1	613-38	Oil Monitor Wires (opt.)
31	1	632-15	Hourmeter, #56458-10 (#876EM)
32	1	633-10	Voltmeter, #07583-15 (#830EM)(opt.)
33	1	634-11	Oil Temp. Gauge #07556-88 (#828EM) (opt.)
34	1	634-12	Oil Temp. Sender #02024-00 (opt.)
35	1	25.099.24	Oil Pressure Switch, 6 psi (opt.) (Kohler #)
36	1	634-08	Engine Oil Pressure Light (opt.)
37	2	634-10	Light Kit, #06215-00 5/8" dia, see Ref. 32 & 33 (opt.)
39	1	613-49	Cable, Starter
40	5	108-03	Lockwasher, 1/4 Zinc
41	1	613-26	Power Cable
42	1	613-58	Ground Wire
43	2	117-20	Nut, Fin. Hex, 1/4-20 Zinc
44	2	120-15	Rivet, 1/8 x 7/16
46	1	118-48	Heat Shrink, 2 x 1/2 (opt.)
47	1	■18-02	Terminal, Male-#76-1251-88
49	1	118-30	Terminal, Eye - #10
51	1	613-45	Terminal Insulator (6 gal)
52	1	127-55	Cap, Battery Terminal - Red
54	2	126-83	Clip, Hose 5/16 ID #C- 950PC
55	4	118-49	Fuse, 15 Amp, 2-prong (AT015)
61	2	112-51	Screw, IHWH T/C #10- 24x5/8
62	2	127-56	Terminal Bat. Post
68	2	613-69	Headlamp, Halogen (incl. Ref. 69)
69	2	127-46	Bulb, Headlight - Halogen
72	1	118-51	Fuse, 30A 2-prong (AT030)
74	1	118-60	Block - Fuse, 8 position (incl. with Ref. 3)
75	(opt.)	118-61	Terminal - Fuse, quad
76	1	118-63	Terminal - Fuse, triple
77	5	118-62	Terminal - <b>Fuse</b> , single

Argo Products Manufactured by:

**Ontario Drive & Gear Limited**

P.O. Box 280,220 Bergey Court

New Hamburg, Ontario

CANADA NOB 2G0


Phone: (519) 662-2840

Fax: (519) 662-2421

**ODG** Dedicated to quality and performance.



**Argo 6x6**  
*VANGUARD 2*



# **ARGO**

## **VANGUARD2**

### **PARTS MANUAL**

**Model No. V699-55**  
**From Serial #SN12227**

# Foreword

**ODG** has prepared this manual for the **VANGUARD2** model to assist both qualified mechanics and vehicle owners in ordering correct, quality replacement **ARGO** parts.

Proper and regular service, and replacing old, worn or broken parts with the correct **ARGO** replacement parts, are both essential to prolonging the life of the **ARGO**. Please refer to this parts manual before ordering any replacement part.

All information contained in this **VANGUARD2** Parts Manual is based on the latest product specification available at time of printing. If your **VANGUARD2** differs from the specifications contained in this manual, **contact Ontario Drive & Gear Limited for information.**

**ODG** reserves the right to alter specifications on the **VANGUARD2** model at any time, without obligation or prior notification.


Reproduction of the **VANGUARD2** Parts Manual No.699-55-2, in whole or in part, is prohibited without prior written permission from **Ontario Drive & Gear Limited.**

## Model Identification

VANGUARD2 - Model **No.** V699-55

## Explanation of Parts Manual Format

Ref	- Reference number between Assembly Diagram and Component Parts List
Part <b>No.</b>	- Argo replacement part number for identification and re-ordering
Description	- Part description for identification and re-ordering
Qty	- Indicates the quantity of a part used in an Assembly

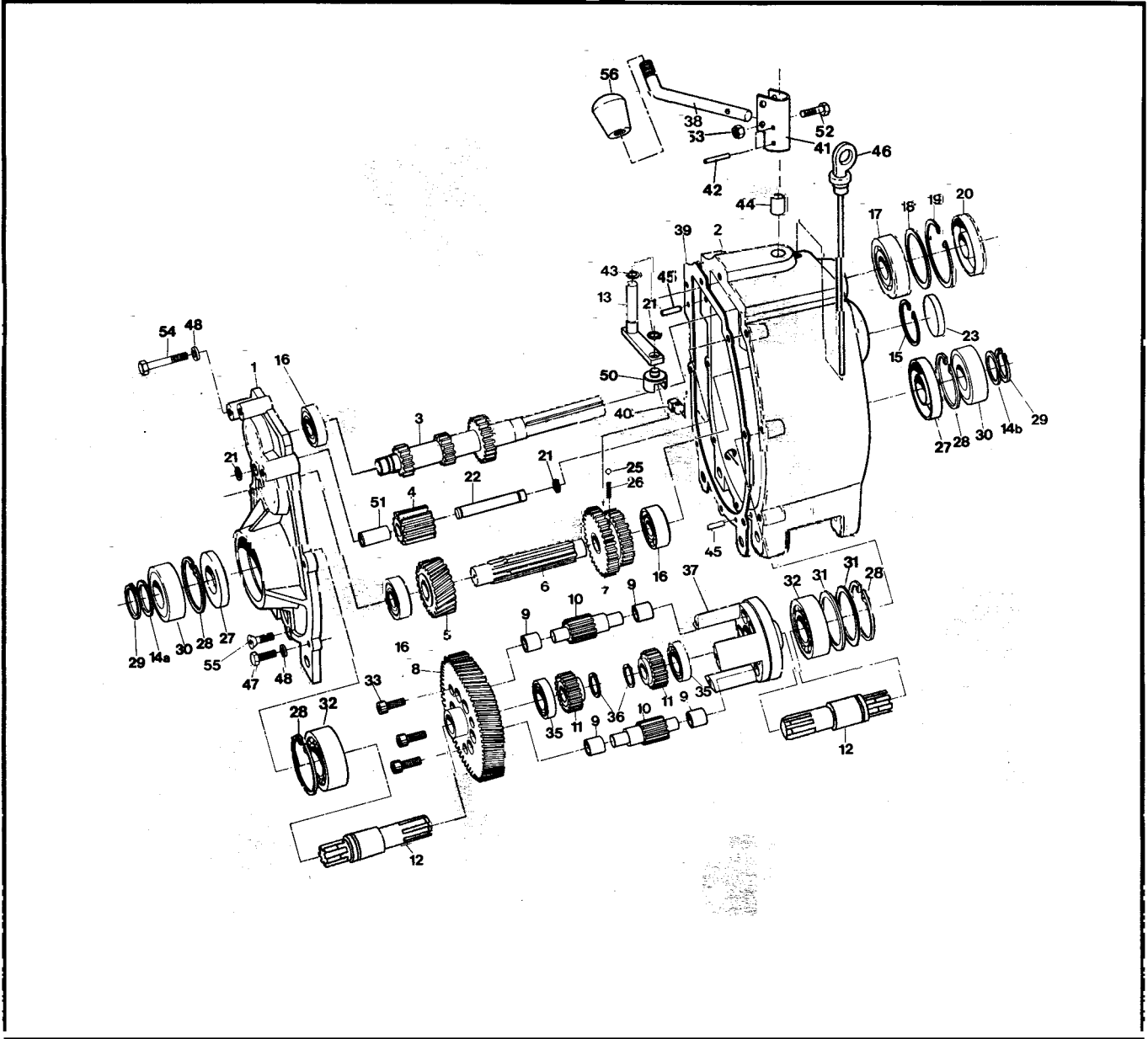


## Using the Parts Manual

- 1 Find the major vehicle assembly in the Table of Contents on this page, and turn to that section.
2. Locate the part in the illustration that you wish to order.
3. Refer to the part list in that section.
4. Find the correct part number (Part No.), part description (Description) and correct quantity (Qty).
5. Use *only* this information to order **ARGO** replacement parts. **DO NOT** attempt to order a replacement part by Ref number or page number.

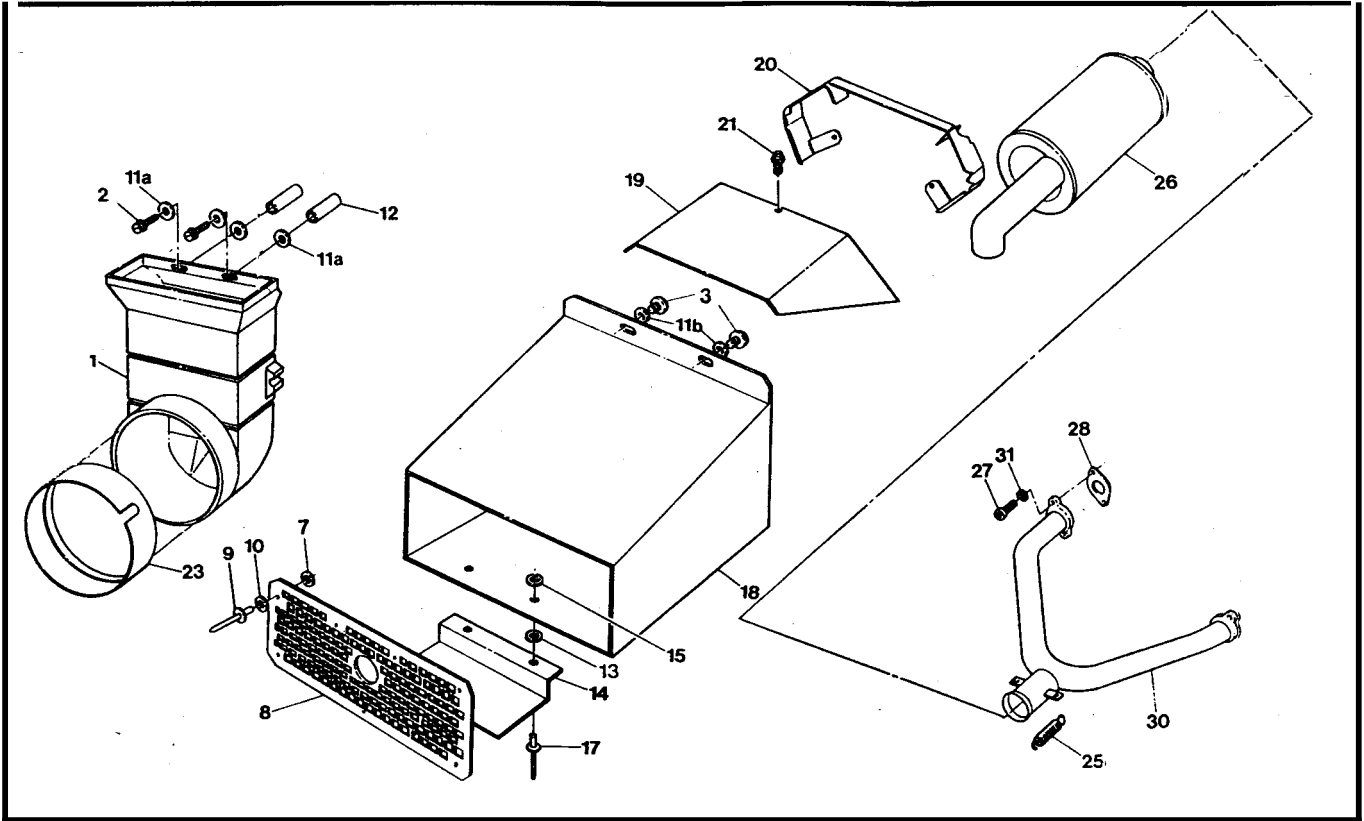
## Table of Contents

Foreword .....	i
Model Identification .....	i
Using the Parts Manual .....	ii
1.0 Transmission .....	1
2.0 Intake and Exhaust System ....	3
3.0 Clutch System .....	3
4.0 Power Pack System .....	5
5.0 Brake System .....	7
6.0 Vehicle Body & Firewall .....	9
7.0 Frame & Drive System .....	11
8.0 Fuel System & Seat Assembly	13
9.0 Electrical System .....	15

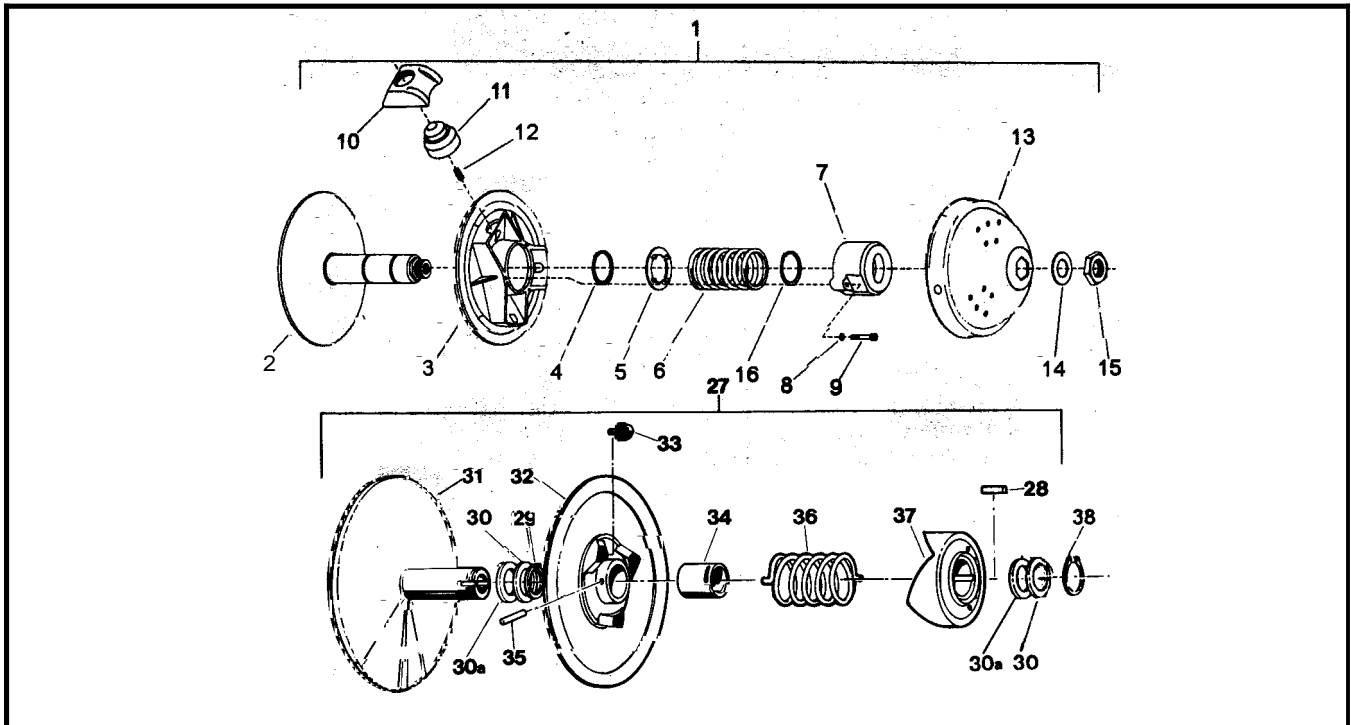


Ref	Qty	Part No.	Description
		610-18H	Transmission Asm - H, does not include Refs 38,52,53 &56
1	1	34-68	Cover, Transmission
2	1	34-99	Housing, Transmission
3	1	34-21	Shaft, Input - 13/21T
4	1	34-16A	Gear, Idler 13T (incl. Ref. 51)
5	1	34-96	Gear, Helical- 26T-H
6	1	34-94	Shaft, Spline
7	1	34-91	Gear, Double - 26/33T
8	1	34-43	Gear Plate - 71T-H
9	12	105-03	Bushing, Oilite ½ x¾
10	6	34-13	Gear, Planet - 12T
11	2	34-14	Gear, Sun - 21T
12	2	34-98	Shaft, Output
13	1	34-65	Shifter Asm
14a	1	114-04	Washer, Shim .040 Thk
14b	1	114-05	Washer, Shim .020 Thk
15	1	106-01	Retaining Ring
16	3	101-01	Bearing, Ball 6204Z-C3
17	1	101-16	Bearing, Ball 6206-C3
18	as req.	114-02	Washer, Shim
19	1	106-05	Retaining Ring
20	1	102-05	Seal, Oil WBS 30x62x10
21	3	107-05	Retaining Ring
22	1	34-11	Pin, Dowel ½ x 3.50
23	1	31-07	Plug plate
25	1	109-05	Ball, Steel 6mm 62-67 Rc
26	1	34-32	Spring, Compression - 7/32 x 0.50
27	2	102-03	Seal, Oil WBS 30x72x10
28	4	106-03	Retaining Ring
29	2	107-02	Retaining Ring
30	2	101-05	Bearing, Ball 6306-2NSE C3
31	2	114-01	Washer, Shim .020x2.25x2.81
32	2	101-03	Bearing, Ball 6207-C3
33	3	103-04	SHCS 5/16-18 x 1.00 Bare
35	2	101-15	Bearing, Ball 6005-C3
36	2	107-04	Retaining Ring
37	1	34-08	Cage
38	1	610-67	Lever, Shift
39	1	34-47	Gasket, Cover - 1/64"Thk
40	1	103-02	Plug, Magnetic 3/8 - 18 NPT Sq. Hd
41	1	34-86	Holder, Shift Lever
42	2	111-01	Pin, Slotted Spring 5/32 x 1.00
43	1	113-01	O-Ring 012-7147
44	1	105-02	Bushing, Oilite 1/2x 1.0
45	2	104-03	Pin, Dowel 1/4 x 7/8
46	1	34-77	Dipstick -with Breather
47	4	103-06	HHCS 5/16-18x1.00 GR5 Zinc
48	7	108-05	Lockwasher 5/16 Zinc
50	1	34-63	Shift Yoke
51	1	105-05	Bushing, Oilite ½ x 1.5 (in Ref 4)
52	1	103-97	HHCS1/4-20x1.25 GR5 Zinc
53	1	117-27	Locknut, Nylon 1/4-20 Zinc
54			<b>See Section 4.0</b> Power Pack Assembly
55	1	103-95	FHSC 5/16-18x1.0 GR8 Zinc
56	1	126-38	Knob, Shift

## 2.0 Intake and Exhaust System Vanguard2 Parts Manual



## 3.0 Clutch System



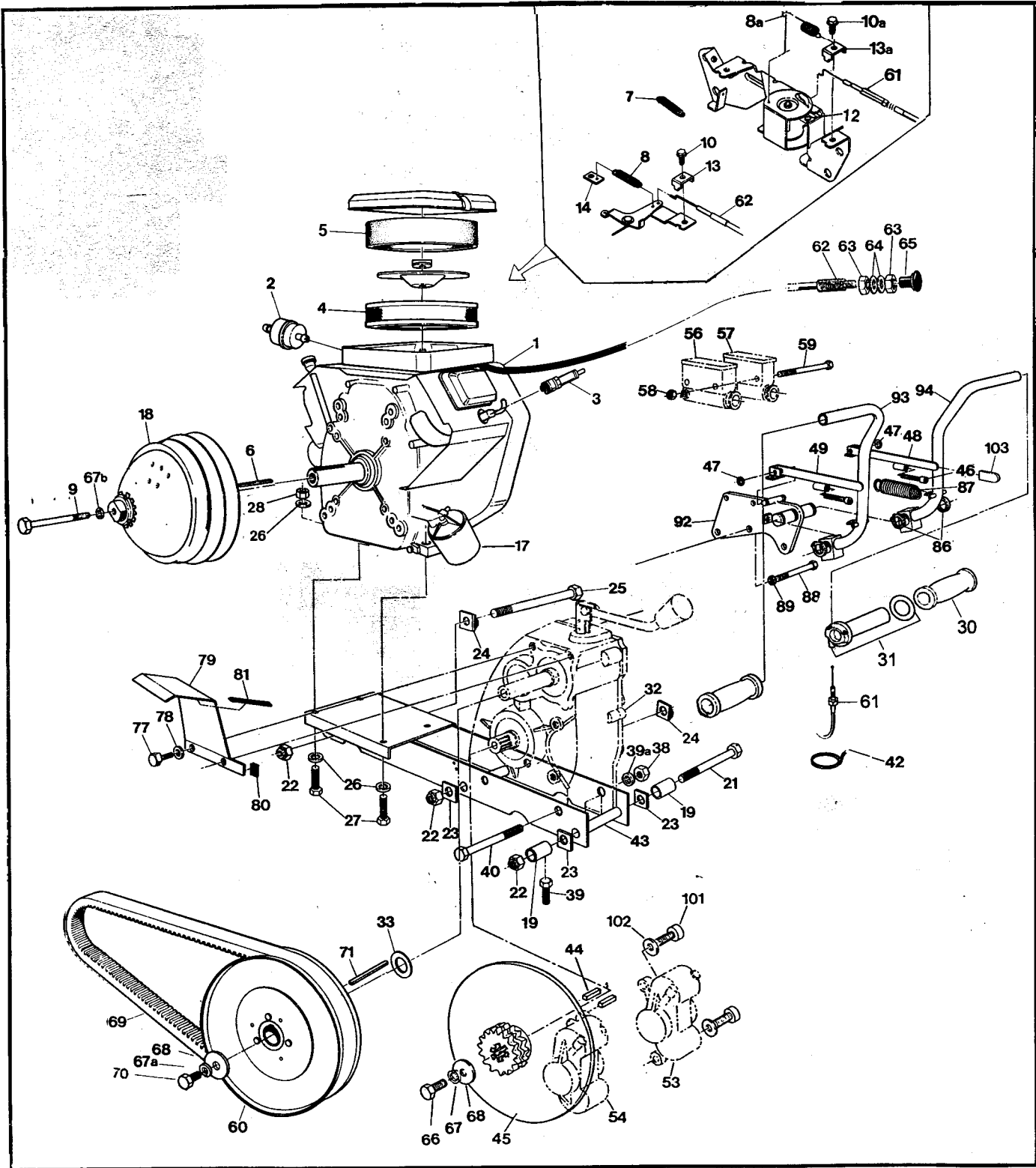
# Vanguard2 Parts Manual 2.0 Intake and Exhaust System

Ref	Qty	Part No.	Description
1	1	603-81	Duct, Intake
2	2	112-48	Screw, T/S HH#14x2.25 Zinc
3	2	112-19	Screw, IHWH T/C Slot 1/4-20x.5
7	7	120-05	Washer, .195x.50x.040 Zinc
8	1	707-31	Screen, Exhaust
9	7	120-09	Rivet 3/16 x 1
10	7	125-59	Washer, Fibre -.062x.25x.50
11a	4	108-08	Washer, 1/4 SAE Zinc
11b	2	108-08	
12	2	120-29	Spacer, .261Dx1.12LG
13	2	125-58	Washer, Fibre - W-77F
14	1	707-28	Support, Exhaust Duct
15	2	120-04	Washer, .195x.50x.08 Zinc
17	2	120-13	Rivet - 3/16x5/8
18	1	707-32	Duct, Exhaust
19	1	707-26	Cover, Engine Duct
20	1	707-25	Duct, Engine
21	3	112-19	Screw, IHWH T/C Slot 1/4-20x0.5
23	1	603-82	Seal
25	2	126-57	Spring, Exhaust
26	1	707-15	Muffler
27	4	112-30	SHCS, M8x1.25x20.0 Zinc
28	2	805024	Gasket
30	1	707-05	Manifold, Exhaust
31	4	108-02	Lockwasher, Hi-Collar 5/16, PL

## 3.0 Clutch System

Ref	Qty	Part No.	Description
1	1	127-72	Clutch, Driver, keyed incl Refs. 2 to 15, 0400-0028
2	1	0405-0021	Pulley, Half - Fixed
3	1	0410-0007	Pulley, Half - Sliding
4	1	V08	Ring, Retaining D1400-350
5	1	V09	Plate, Spring Guide
6	1	V10-48-108-18	Spring
7	1	0440-0001	Cover, Spring
8	3	420-2453-700	Lockwasher
9	3	222-9640-66	SHCS
10	3	0130-3002	Block, Red
11	3	C13-200	Slug, Lead 200g
12	3	C24-L1	Spring, Anti-Noise
13	1	0115-0015(B)	Cap
14	1	0080-0153	Washer
15	1	0080-0100	Nut
16	1	V08C	Ring, Retaining
27	1	126-24	Clutch, Driven Model "B" SODB0001(incl. Refs. 28 to 37)
28	1	ASK-5	Key 1/4 x 1/4 x 3/4
29	1	ASR-6	Retaining Ring N1400-150
30	as req	ASA-1	Spacer .050" Thick
30a	as req	ASA-1-S	Spacer .025" Thick
31	1	AFK25.4-250OD01	Pulley, Half - Fixed
32	1	AMC-2- 250OD01	Pulley, Half - Sliding incl. Refs.33,34 and 35
33	3	ANS-2-T	Shoe, Cam
34	1	AMB-2	Bushing, Bronze
35	1	111-01	Pin, Spirol 5/32 x 1.00
36	1	ACS-3-188	Spring, Blue
37	1	AFC-4- C3D4	Cam
38	1	371-9031-000	Retaining Ring

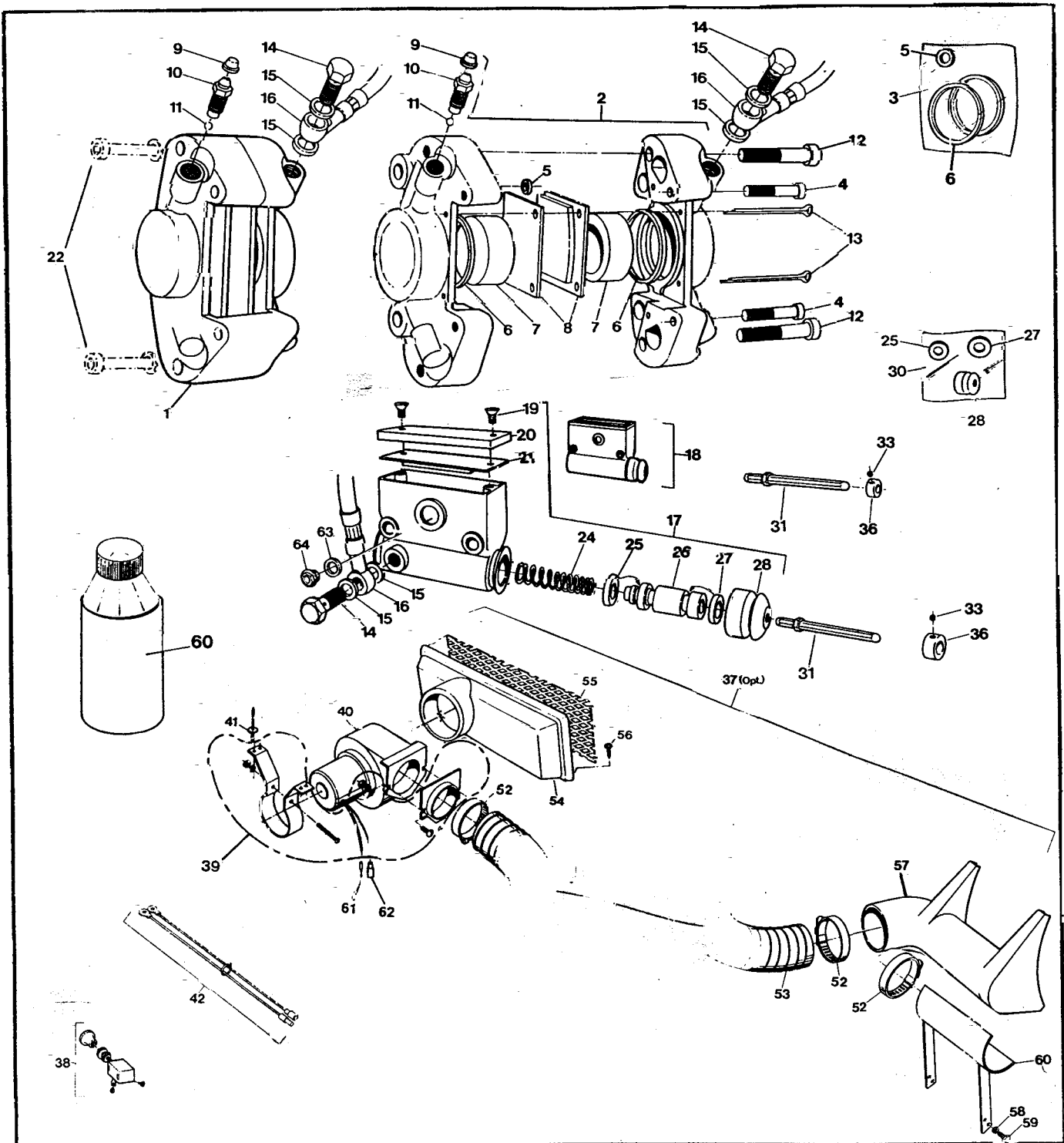
# 4.0 Power Pack Assembly Vanguard2 Parts Manual



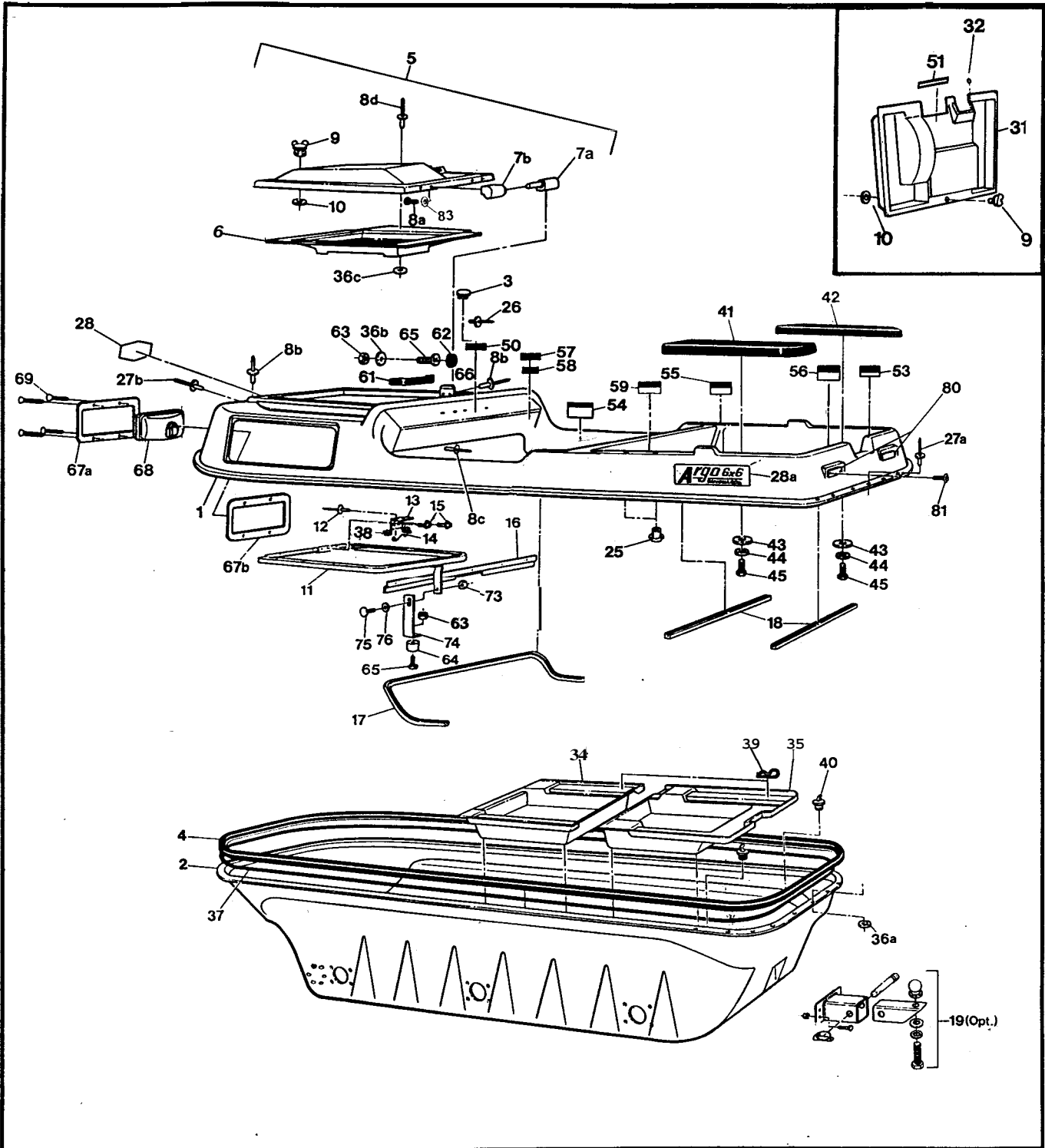


# Vanguard2 Parts Manual 4.0 Power Pack Assembly

Ref	Qty	Part No.	Description	Ref	Qty	Part No.	Description
1	1	126-52	Engine - Vanguard V-Twin 16HP (incl. Refs 2-14, 17) B&S#3034471026E1	43	1	611-71	Frame-Power Pack Van.
2	1	125-64	Fuel Filter, G 81-4	44	4	110-14	Key 1/4x1/4x1.25
3	2	126-74	Spark Plug #3926	45	2	610-76	Brake Disc-#40-2x15Tw/hole
4	1	394018	Filter, Air (BS#)	46	2	103-69	SHCS 1/4-20x1.50 Zinc
5	1	272490	Element - Foam (BS#)	47	2	113-02	O-Ring #106-7147
6	1	110-03	Key 1/4x3/16x2.375 RC46	48	1	810-21	Lever, Assem., Brake - RH
7	1	805523	Spring, Governor - Green	49	1	810-20	Lever, Assem., Brake - LH
8	1	125-88	Spring, Return	53 to 57			<b>See Section 5.0 Brake System</b>
8a	1	127-49	Spring, Return	58	2	117-27	Locknut, Nylon 1/4-20 Zinc
9	1	112-28	HHCS, 3/8-24x4.5 Gr5 Zinc	59	2	103-66	HHCS 1/4-20x4.00 Gr5 Zinc
10	1	805169	Screw-Hex Head (BS#)	60			<b>See Section 3.0 Clutch System</b>
10a	1	805169	Screw-Hex Head (BS#)	61	1	612-101	Cable Asm, Throttle
13	1	805170	Clamp - Casing (BS#)	62	1	612-92	Cable Asm, Choke incl. 63
13a	1	805170	Clamp - Casing (BS#)	63	2		Jam Nut, 5/16-24, Part of 62
14	1	601-86	Clip, Retainer	64	2	108-24	Washer 5/16 SAE Zinc
17	1	126-95	Filter, Oil	65	1	126-75	Knob, Choke - Black
18			<b>See Section 3.0 Clutch</b>	66	2	103-18	HHCS 3/8-24x1.25 Gr5 Zinc
19	2	811-14	Spacer	67	2	08-06	Lockwasher, 3/8 S/R, Zinc
21	1	112-57	HHCS 5/8-11x10.00 Gr5 Zinc	67a	1	08-06	Lockwasher, 3/8 S/R, Zinc
22	3	117-09	Locknut, Nylon 5/8-11 Zinc	67b	1	08-06	Lockwasher, 3/8 S/R, Zinc
23	3	811-09	Washer, Square .64ID	68	3	08-18	Washer 13/32x1.375 x 11GA
24	2	811-15	Washer, Square Lock .64ID	69	1	25-56	Drive Belt
25	2	112-58	HHCS 5/8-11x7.50 Gr5 Zinc	70	1	03-34	HHCS 3/8-16x1.25 Gr5 Zinc
26	8	108-24	Washer 5/16 SAE Zinc	71	1	110-09	Key 1/4 x 1/4 x 3.0
27	4	112-27	HHCS 5/16-18x1.75 Gr5 Zinc	77	2	103-17	HHCS 3/8-16x1.00 Gr5 Zinc
28	4	117-21	Locknut, Nylon 5/16-18Zinc	78	2	108-26	Washer 3/8 Zinc
30	2	127-35	Grip, Molded Rubber	79	1	603-29	Guard, Belt Protect
31	1	127-81	Throttle Twist Grip	80	1	601-92	Vinyl Trim - 1.5"
32			<b>See Section 1.0 Transmission</b>	81	1	601-93	Vinyl Trim - 4.25"
33	as req	108-36	Washer .06x1.00x1.375 Zinc	86	4	106-07	Retaining Ring N1400-75
38	2	117-06	Nut, Fin Hex 1/2-13 Zinc	87	2	127-33	Spring, Extension-Strg Lever
39	2	103-53	HHCS 3/8-16x3.0 Full Thread	88	3	103-55	HHCS 5/16-18x2.75 Gr5 Zinc
39a	2	108-07	Lockwasher 1/2 Zinc	89	3	108-05	Lockwasher 5/16 Zinc
40	2	103-20	HHCS 1/2-13x6.5 Gr5 Zinc	92	1	812-01	Bracket Asm., Steering
42	1	100-64	Tie-Wrap	93	1	812-27	Lever Asm., Steering - LH
				94	1	812-26	Lever Asm., Steering - RH
				101	4	103-41	SHCS, 3/8-16x1.25 Zinc
				102	4	108-23	Washer 3/8 SAE Gr8 - Dich.
				103	2	126-89	Cap, Vinyl - Black



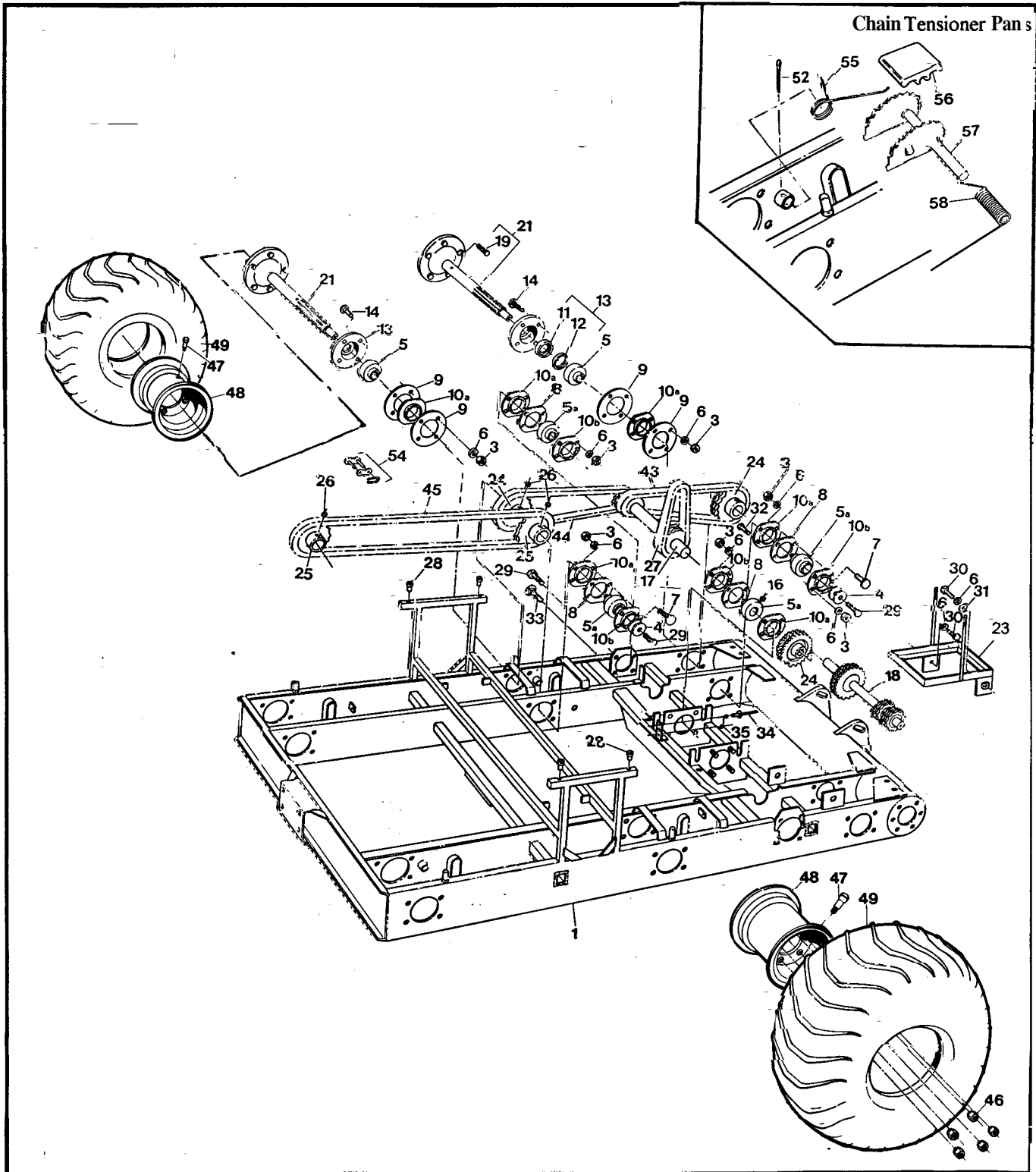
Ref.	Qty	Part No.	Description
1	1	166-01RM	Caliper, Brake - L w/o pads (incl. Refs. 5,6,7,9-12)
2	1	166-02RM	Caliper, Brake - R w/o pads (incl. Refs. 5,6,7,9-12)
3	2	161-01	O-Ring Kit, Caliper (incl. Refs. 5 & 6)
4	2	160-40	SHCS M8x1,25x40 Zinc
5	1		Seal, Rubber - 5mm (see Ref. 3)
6	2		Seal, Piston - 41mm (see Ref. 3)
7	2x2	168-05	Piston 41mm
8	1	170-01	Brake Pad Set (4) - non-asbestos
9	1x2	168-20	Plug, Rubber
10	1x2	168-03	Screw, Bleeding M10x1,0
11	1x2	109-03	Ball, Check - 7/32 dia.
12	2x2	160-41	SHCS M10x1,5x50mm Zinc
13	2x2	168-06	Pin, Cotter 3,2x50mm
14	4	160-44	Bolt, Banjo - M10x1,0x21,0 Zinc
15	8	160-01	Washer, Copper - 1,5x10,0x14,0
16	1x2	163-01	Hose Asm., Hydraulic-310mm
17	1	165-06	Master Cylinder, (incl. Refs 19 to 21, 24 to 28, 63 & 64)
18	1	165-05	Master Cylinder, (incl. Refs 19 to 21, 24 to 28, 63 & 64)
19	2x2	160-42	FHMS M5x0,8x6mm
20	1x2	168-08	Cover
21	1x2	168-09	Cover, Rubber
22			<b>See Section 4.0 Power Pack Assembly</b>
24	1x2	162-02	Spring, Return
25	1x2		Seal, Primary, 19mm (See Ref. 30)
26	1x2	168-10	Piston 19mm dia.
27	1x2		Seal, Secondary, 19mm (See Ref. 30)
28	1x2		Boot, Rubber, (See Ref. 30)
30	1x2	161-25	O-Ring Kit - Master Cylinder (incl. Refs 25, 27 & 28)
31	2	812-13	Pin Asm., Plunger-Adjustable
32	2	812-17	Collar
33	2	112-02	SHSS 10-24x1/4 Knurl Cup Pt., PL
34		126-19	Fluid, Brake-Silicon Dot 5 - .35L
37		668-03	Brake Cooling Kit-Van2 37
38		100-62	Switch, Light
39		125-92	Adpt. & Mounting Kit (incl. Refs. 43 to 50)
40	1	125-91	Blower Fan
41	4	120-13	Rivet 3/16" x 5/8"
42	1	613-05	Wire Harness
43	1		Mounting Bracket
44	1		Nut, #10-32
45	1		Lockwasher, 3/16"
46	1		Screw, #10-32 x 2"
47	2		Nut, 1/4-20
48	2		Lockwasher, 1/4"
49	2		Screw, 1/4-20 x 5/8"
50	1		Adaptor, 3" dia.
52	3	125-35	Clamp, Gear 3.50" HF-52
53	1	127-44	Hose, Intake 3" dia. x 46"
54	1	601-89	Intake Flange (specify clr)
55	1	126-61	Intake Screen
56	4	112-56	Pan HD Phil T/S #10x3/4 A Zinc
57	1	127-39	Brake Cooling Duct
58	4	108-03	Lockwasher 1/4 Split Ring
59	4	112-19	Screw, IHWH T/C Slot 1/4-20x1/2
60	1	668-11	Mounting Bracket - Duct
61	1	118-02	Terminal, Male - #76-1251
62	1	118-03	Terminal, Female - #76-1289
63	1x2	160-03	O-ring, Oil Window
64	1x2	168-14	Oil Window, Master Cylinder



# Vanguard2 Parts Manual 6.0 Vehicle Body & Firewall

Ref	Qty	Part No.	Description
1	1	601-32	Body + Hood, Upper - VAN2, spec. clr., (incl. Ref 5, 11, 12, 13, 14, 15, 38)
2	1	603-92BL	Body, Lower - <b>6x6</b> , Black
3	1	127-28	Plug, Nylon - Black
4	1	601-05	Bumper, Vinyl - 6 x 6
5	1	602-37	Hood Kit, Van2, specify colour
6	1	801-47	Duct, Intake Transition, specify colour
7a	2	127-45A	Pin, Hinge
7b	2	127-45B	Knuckle, Hinge
8a	8	103-47	HHCS 10-24 x 1/2
8b	7	120-13	Rivet 3/16 x 5/8
8c	5	120-13	Rivet 3/16 x 5/8
8d	5	120-09	Rivet 3/16 x 1
9	1	126-10	Wing Stud
10	1	126-09	Grommet, Alum, #GH-7
11	1	602-24	Hood Support Assembly
12	2	120-15	Rivet 1/8 x 7/16
13	1	601-69	Spring Plate
14	1	126-11	Spring
15	2	112-19	Screw, IHWH T/C Slot 1/4-20x <b>0.5"</b>
16	1	602-29	Brace, Dash
17	1	601-08	Vinyl Trim, <b>84"</b>
18	2	601-09	Vinyl Trim, 28"
19	1	626-10	Hitch Kit (Opt.)
25	4	117-44	T-Nut 1/4-20 PL
26	38	120-24	Rivet, <b>Alum, 3/32x3/8</b> -all plates
27a	46	120-09	Rivet, 3/16 x 1
27b	25	120-09	Rivet, 3/16 x 1
28	1	601-44	Nameplate, "ARGO"
28a	2	127-41	Nameplate, 6x6 Vanguard2
31	1	609-33	Firewall Asm. (incl 9, 10, 26, 32, 51)
32	1	125-84	Grommet, Rubber
34	1	803-02	Floor Pan, Front, specify colour
35	1	603-03	Floor Pan, Rear 6x6, specify colour
36a	46	120-04	Washer, .195x.50x.08 Zinc
36b	2	120-05	Washer, .195x.50x.04 Zinc
36c	5	120-04	Washer, .195x.50x.08 Zinc
37	1	126-60	Vinyl Strip 1/2"x1/4"x37.5"
38	2	120-05	<b>Washer, .19x.50x.04</b> Zinc
39	4	100-16	Clip, Hitch Pin 1.625 Zinc
40	2	100-18	Plug, Drain 5/8" x 13/32
41	1	601-03	Seat, Rear LH - 6x6
42	1	601-02	Seat, Rear RH - 6x6
43	2	603-15	Washer, Plastic
44	2	108-01	Washer, Fender 114 SAE Zinc
45	2	103-08	HHCS 1/4-20x 1.00 Zinc
50	1	127-97	Plate, Caution - Keyswitch
51	1	126-65	Shifting Plate
53	1	126-67	Floor Pan Plate
54	1	126-68	Operation Plate
55	1	126-69	Fuel Plate
56	1	127-76	Plate, Capacity - Land/Water
57	1		Vehicle ID Plate
58	1		U.S. Plate, Non U.S. Argos only
59	1	127-51	Plate, Capacity - 6x6
61	1	125-41	Dash Handle, incl. 62
62	2		Plug cap, avail. only with 61
63	3	117-10	Locknut, Nylon #10-24 Zinc
64	1	126-88	Bumper, Rubber
65	3	103-25	PHMS #10-24 x 3/4 Zinc
66	1	602-38	Clip, Hood
67a	2	613-75	Bezel, Headlamp
67b	2	613-76	Bracket, Headlight Backing
68			See Section 9.0 Electrical System
69	8	103-24	OHPS T/S #6 x 1.00 Black
73	1	117-15	Nut, Fin. Hex 3/8-16 Zinc
74	1	602-27	Support, Adjustable
75	1	103-89	C/Bolt 3/8-16 x .75 Gr2 Zinc
76	1	108-06	Lockwasher. 3/8 SIR, Zinc
80	2	127-01	Reflector, Red
81	4	103-48	Pan HD Phil T/S #10x5/8 A Zinc
83	8	108-59	Lockwasher. #10 Int. tooth, Zinc

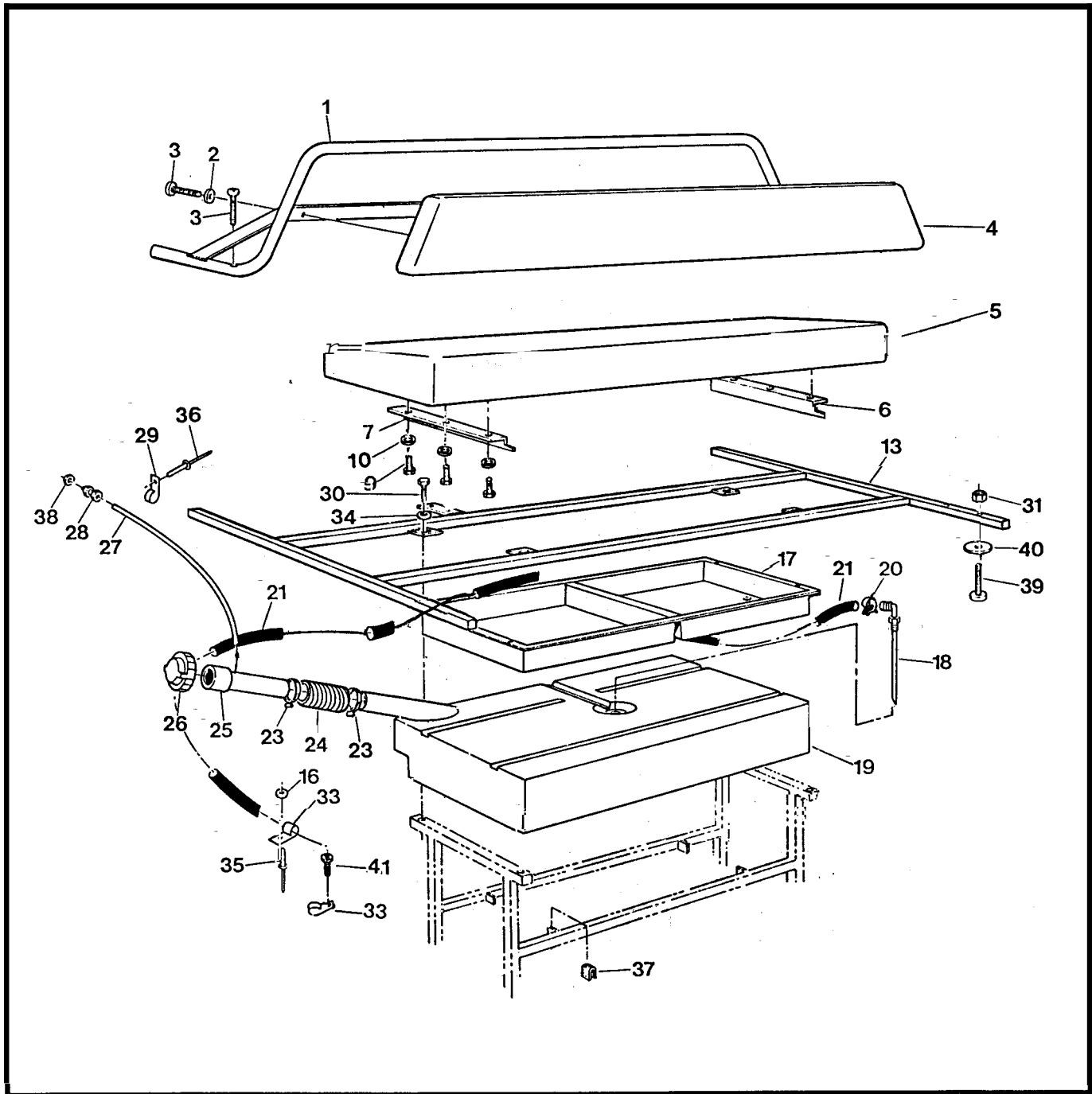
# 7.0 Frame and Drive System Vanguard2 Parts Manual



# Vanguard2 Parts Manual 7.0 Frame & Drive System

Ref	Qty	Part No.	Description
1	1	606-60	Frame Asm - 6x6
3	64	117-15	Nut, Fin Hex 3/8-16 Zinc
4	12	108-46	Washer .40x1.37x.12 Hi-Carbon
5	6	101-35	Bearing, Ball - 1.25
5a	10	101-41	Bearing, Ball - 1.0
6	66	108-06	Lockwasher 3/8 Zinc
7	22	103-88	C/Bolt 3/8-16x1.0 GR5 Zinc
8	10	605-99	Gasket, Flange - Inner
9	12	605-89	Gasket, Outer Bearing Flange
10a	16	605-63	Flange - 4-hole
10b	10	101-20	Flange Greasable - 4 Hole
11	6	102-14	Seal, Oil 1.25x1.75x0.188
12	6	102-15	Seal, Oil 1.25x1.874x0.25
13	6	605-97	Flange Assem, Outer (incl. Refs. 11 & 12)
14	24	112-39	C/Bolt 3/8-16x1.75 GR5 Zinc
16	4	112-60	SHSS 1/4x28x1/2 Cup Pt.
17	1	606-30	Idler Asm. - L4x11T 2x24T
18	1	606-31	Idler Asm. - R4x11 T 2x24T
19	5x6	103-80	Stud, Wheel 7/16-20 x 1.125#B271
21	6	810-75	Axle Assembly (incl. Ref. 19)
23	1	604-84	Frame Assembly, Battery
24	4	810-28	Sprocket, Double - 24T
25	4	606-34	Sprocket - S60x19T
26	6	112-03	SHSS 5/16-18x3/8 1/2 DOG, PL
27	2	603-22	Chain, Idler RC40-2 x 46P (incl. Ref 51)
28	4	117-64	Insert, 1/4-20
29	10	112-31	HHCS 3/8-16 x 1.0 2B GR8 Zinc
30	2	112-14	HHCS 3/8-16x.75 GR5 Zinc
31	1	108-15	Washer 3/8 SAE Zinc
32	2	103-82	HHCS 3/8-16x1.5 GR5 Zinc
33	4	112-61	C/Bolt 3/8-16x1.25 GR5 Zinc
34	2	120-15	Rivet 1/8x7/16
35	1	126-11	Spring
36		127-80	Link, Half - RC60 - 1 (opt.)
43	2	603-17	Chain RC50 - 2x42P - Front (incl. Ref 53)
44	2	603-26	Chain RC50 - 2x76P - Mid (incl. Ref 53)
45	2	603-83	Chain RC60 - 1x88P - Rear (incl. Ref 54)
46	5x6	117-35	Nut, Wheel 7/16-20 Zinc
47	6	125-26	Valve, Tire
48	6	125-13C	Rim - 8x7 - 5 bolt - Charcoal
49	6	126-96	Tire, Goodyear Runamuk 22x10-8
51	1x2	100-97	Con. Link, RC40-2 H.D.
52	4	100-01	Pin, Cotter 1/8x 1.50 Zinc
53	1x4	100-96	Con. Link, RC50-2 H.D.
54	1x2	603-84	Con. Link, RC60-1 STD.
55	4	127-65	Spring Torsion - 1.16x0.35
56	4	606-39	Slider Block - 1/2" Shaft
57	4	606-35	Tensioner Asm, Chain
58	4	127-64	Spring Torsion - .76 x 1.9

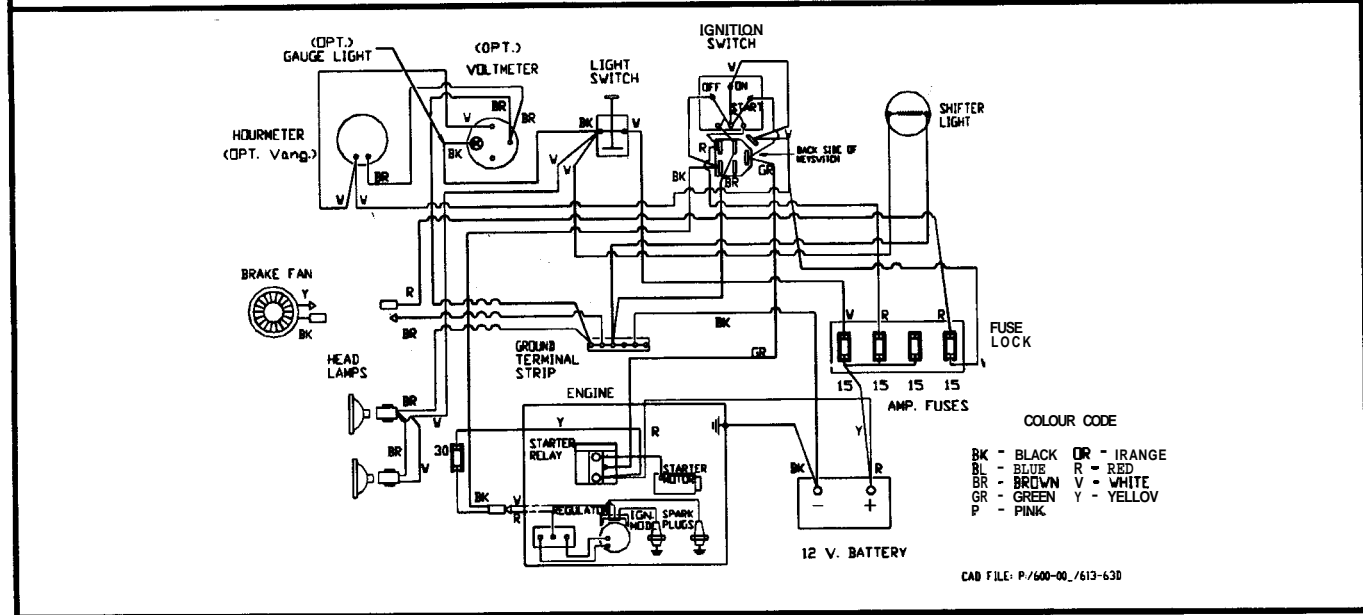
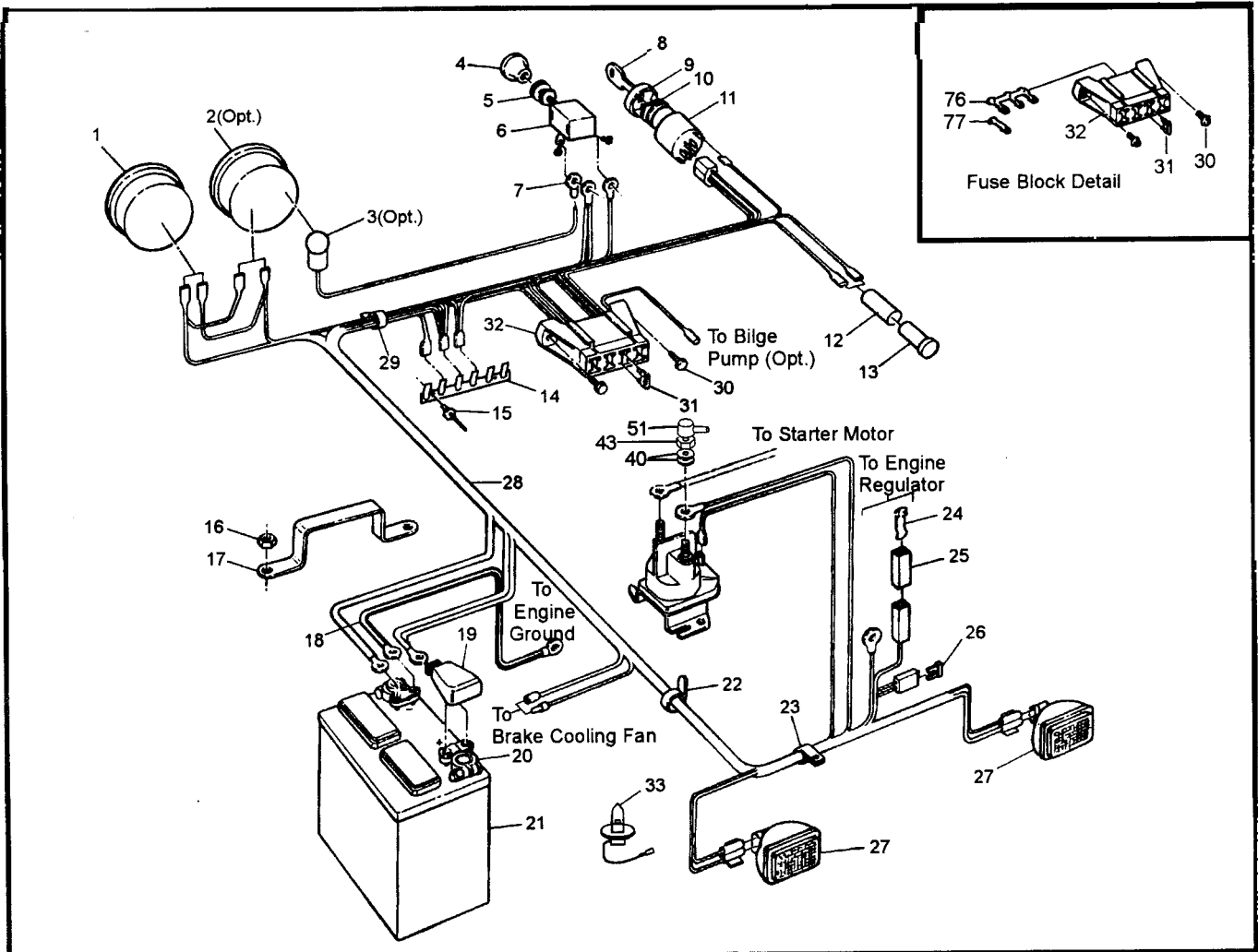
# 8.0 Fuel System & Seat Assembly Vanguard2 Parts Manual





# Vanguard2 Parts Manual 8.0 Fuel System & Seat Assembly

Ref	Qty	Part No.	Description
1	1	803-50	Handrail Assembly
2	4	108-03	Lockwasher, 1/4 split ring Zinc
3	6	112-41	PHMS, PHIL 1/4-20x1.250 Zinc
4	1	608-39	Back Pad Assembly
5	1	608-43	Seat, Bench
6	1	608-30	Angle, Left
7	1	608-31	Angle, Right
9	6	112-04	HHCS 1/4-20x3/4 Gr2 Zinc
10	6	108-03	Lockwasher 1/4 split ring Zinc
13	1	804-17	Frame Assembly, Seat
16	3	120-04	Washer, .195x.50x.08 Zinc
17	1	608-32	Tool Box
18	1	608-28	Pickup Assembly, Fuel (see Ref. 19)
19	1	608-24	Tank, Fuel 32 litre (incl. Ref. 18)
20	2	112-79	Clamp, Hose, 1/2" - Black
21	1	608-42	Fuel Hose, 110"
23	2	100-12	Clamp, Gear 2.25" HF36
24	1	125-94	Hose, Filler
25	1	126-47	Fuel Neck Assembly
26	1	126-46	Cap, Fuel
27	1	126-77	Hose, Vent 93" 6x6
28	1	126-50	Male Connector, 1/4"
29	4	126-94	Clamp, Nylon Wire, 1/4" ID
30	4	112-04	HHCS 1/4-20 x 3/4 Gr2 Zinc
31	12	117-10	Locknut, Nylon #10-24 Zinc
33	4	126-93	Clamp, Nylon Wire, 1/2" ID
34	4	108-08	Washer, .28 x .62 x .04 Zinc
35	3	120-09	Rivet, 3/16 x 1
36	6	120-13	Rivet, 3/16 x 5/8
37	4	702-06	Foam Cushion
38	1	117-54	Locking PAL Nut, 1/2-20 Zinc
39	12	112-07	RHMS, 10-24 x 1.25 Zinc
40	12	108-42	Washer, .062 x 7/32 x 1.00 Zinc
41	1	103-48	T/S Pan HD Phil #10-5/8 A Zinc



Ref	Qty	Part No.	Description
1	1	632-15	Hourmeter #56458-10 (#876EM)
2	1	633-10	Voltmeter #07583-15 (#830EM) (opt.)
3	2	634-10	Light Kit, #06215-00 5/8" dia, see Ref. 32 & 33 (opt.)
4	1	126-76	Knob, Light
5	1	108-55	Lockwasher 7/16 Ext. Tooth
6	1	100-62	Switch, Light
7	1	118-30	Terminal, Eye - #10
8	2	127-108	Key, molded
9	1	127-107	Cover, nut
10	1	127-106	Nut, flanged - plastic
11	1	127-105	Switch - Egnition
12	1	118-48	Heat Shrink
13	1	634-08	Light, Indicator
14	1	613-37	Terminal Strip, Ground
15	2	120-15	Rivet 1/8 x 7/16
16	2	117-21	Locknut, Nylon 5/16-18 Zinc
17	1	604-52	Bracket, Battery Retaining
18	1	613-14	Ground Wire
19	1	127-55	Cap, Battery Terminal - Red
20	2	127-56	Terminal, Battery Post
21	1	127-54	Battery
22	8	100-64	Tie Wrap - 5.5" - Black
23	10	126-93	Clamp, Nylon Wire - 1/2" ID
24	1	118-56	Contact
25	1	118-57	Connector Housing
26	1	118-51	Fuse, 30A 2-prong (AT030)
27	2	613-69	Headlamp, Halogen (incl. Ref. 33)
28	1	613-63	Wire Harness
29	1	127-24	Clamp, Nylon - 1" ID
30	2	112-51	Screw, IHWH T/C #10-24x5/8
31	4	118-49	Fuse, 15 A 2-prong (AT015)
32	1	118-60	Block Fuse - 8 position (4 fuse)
33	2	127-46	Bulb, Headlight - Halogen
40	5	108-03	Lockwasher 1/4 Zinc
43	2	117-20	Nut, Fin. Hex 1/4-20 Zinc
51	1	613-45	Insulator, Terminal (6 ga.)
76	1	118-63	Terminal, Fuse - Triple
77	5	118-62	Terminal, Fuse - Single

Argo Products Manufactured by:

**Ontario Drive & Gear Limited**

P.O. Box 280,220 Bergey Court

New Hamburg, Ontario

CANADA NOB 2G0

Phone: (519) 662-2840

Fax: (519) 662-2421

**ODG** Dedicated to quality and performance.

**Argo 6x6**  
*VANGUARD<sup>2</sup>*



**ARGO**

**VANGUARD2  
PARTS MANUAL**

**Model No. V699-55**  
From Serial # SN12227

# Foreword

ODG has prepared this parts manual for the VANGUARD2 model to assist both qualified mechanics and vehicle owners in ordering correct, quality replacement ARGO parts.

Proper and regular service, and replacing old, worn or broken parts with the correct ARGO replacement parts, are both essential to prolonging the life of the ARGO. Please refer to this parts manual before ordering any replacement part.

All information contained in this VANGUARD2 Parts Manual is based on the latest product specification available at time of printing. If your VANGUARD2 differs from the specifications contained in this manual, contact Ontario Drive & Gear Limited for information.

ODG reserves the right to alter specifications on the VANGUARD2 model at any time, without obligation or prior notification.

Reproduction of the VANGUARD2 Parts Manual No. 699-55-3, in whole or in part, is prohibited without prior written permission from Ontario Drive & Gear Limited.

## Model Identification

**VANGUARD2** - Model No. V699-55

## Explanation of Parts Manual Format

- Ref** - Reference number between assembly diagram and component parts list
- Part No.** - Argo replacement part number for identification and re-ordering
- Description** - Part description for identification and re-ordering
- Qty** - Indicates the quantity of a part used in an Assembly

# ARGO 6x6 VANGUARD 2



## Using the Parts Manual

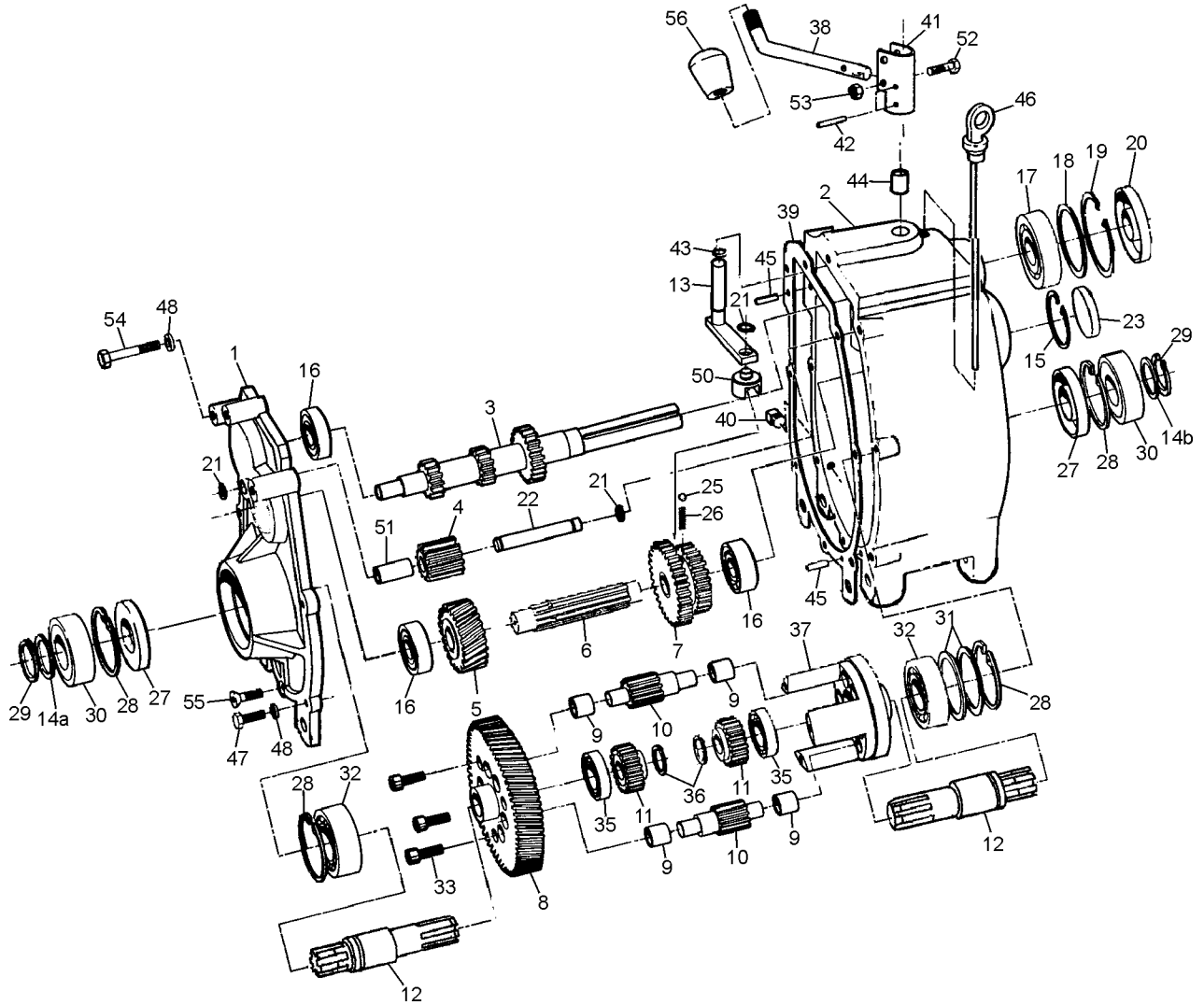
1. Find the major vehicle assembly in the Table of Contents on this page, and turn to that section.
2. Locate the part in the illustration that you wish to order.
3. Refer to the parts list in that section.
4. Find the correct part number (Part No.), part description (Description) and correct quantity (Qty).
5. Use *only* this information to order ARGO replacement parts. *DO NOT* attempt to order a replacement part by reference number or page number.

## Table of Contents

Foreword .....	i
Model Identification .....	i
Using the Parts Manual .....	ii
1.0 Transmission .....	1
2.0 Intake and Exhaust System .....	3
3.0 Clutch System .....	4
4.0 Power Pack Assembly .....	5
5.0 Brake System - Hydraulic .....	7
6.0 Vehicle Body & Firewall .....	9
7.0 Frame & Drive System .....	11
8.0 Fuel System & Seat Assembly .....	13
9.0 Electrical System .....	15

# 1.0 Transmission

# Vanguard2 Parts Manual

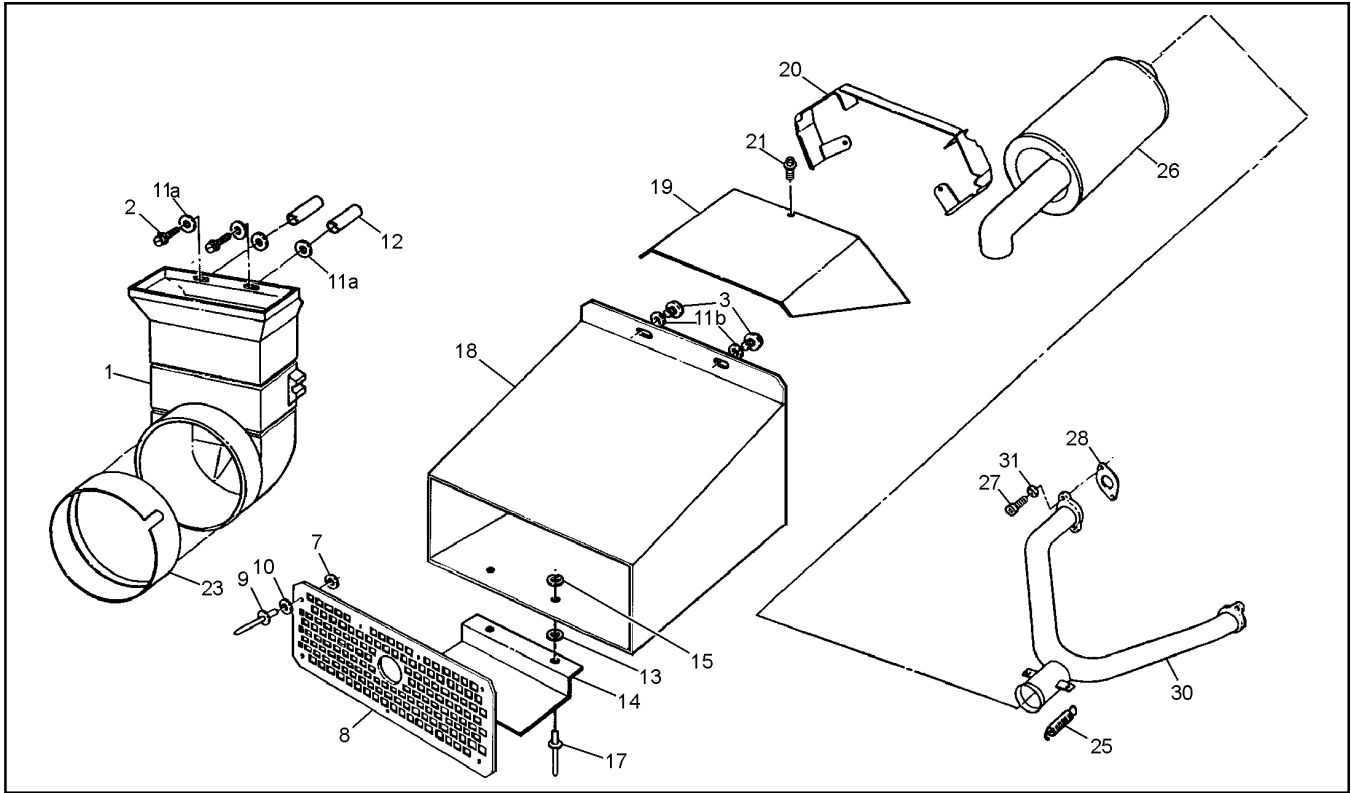




Ref.	Qty.	Part #	Description
.		610-18H	<b>Transmission Asm - H</b> , does not include Refs 38,52,53 &56
1	1	34-68	Cover, Transmission
2	1	34-99	Housing, Transmission
3	1	34-21	Shaft, Input - 13/21T
4	1	34-16A	Gear, Idler 13 T (incl. Ref. 51)
5	1	34-96	Gear, Helical - 26T-H
6	1	34-94	Shaft, Spline
7	1	34-91	Gear, Double - 26/33T
8	1	34-43	Gear Plate - 71T-H
9	12	105-03	Bushing, Oilite ½ x¾
10	6	34-13	Gear, Planet - 12T
11	2	34-14	Gear, Sun - 21T
12	2	34-98	Shaft, Output
13	1	34-65	Shifter Asm
14a	1	114-04	Washer, Shim .040 Thk
14b	1	114-05	Washer, Shim .020 Thk
15	1	106-01	Retaining Ring
16	3	101-01	Bearing, Ball 6204Z-C3
17	1	101-16	Bearing, Ball 6206-C3
18	as req.	114-02	Washer, Shim
19	1	106-05	Retaining Ring
20	1	102-05	Seal, Oil WBS 30x62x10
21	3	107-05	Retaining Ring
22	1	34-11	Pin, Dowel ½ x 3.50
23	1	31-07	Plug plate
25	1	109-05	Ball, Steel 6mm 62-67 Rc
26	1	34-32	Spring, Compression - 7/32 x 0.50
27	2	102-03	Seal, Oil WBS 30x72x10
28	4	106-03	Retaining Ring
29	2	107-02	Retaining Ring
30	2	101-05	Bearing, Ball 6306-2NSE C3
31	2	114-01	Washer, Shim .020x2.25x2.81
32	2	101-03	Bearing, Ball 6207-C3
33	3	103-04	SHCS 5/16-18 x 1.00 Bare
35	2	101-15	Bearing, Ball 6005-C3
36	2	107-04	Retaining Ring
37	1	34-08	Cage
38	1	610-67	Lever, Shift
39	1	34-47	Gasket, Cover - 1/64"Thk
40	1	103-02	Plug, Magnetic 3/8 - 18 NPT Sq. Hd
41	1	34-86	Holder, Shift Lever
42	2	111-01	Pin, Slotted Spring 5/32 x 1.00
43	1	113-01	O-Ring 012-7147
44	1	105-02	Bushing, Oilite 1/2x 1.0
45	2	104-03	Pin, Dowel 1/4 x 7/8
46	1	34-77	Dipstick - with Breather
47	4	103-06	HHCS 5/16-18x1.00 GR5 Zinc
48	7	108-05	Lockwasher 5/16 Zinc
50	1	34-63	Shift Yoke
51	1	105-05	Bushing, Oilite ½ x 1.5 (in Ref 4)
52	1	103-97	HHCS1/4-20x1.25 GR5 Zinc
53	1	117-27	Locknut, Nylon 1/4-20 Zinc
54			<b>See Section 4.0 Power Pack Assembly</b>
55	1	103-95	FHSC 5/16-18x1.0 GR8 Zinc
56	1	126-38	Knob, Shift

## 2.0 Intake and Exhaust System

## Vanguard2 Parts Manual

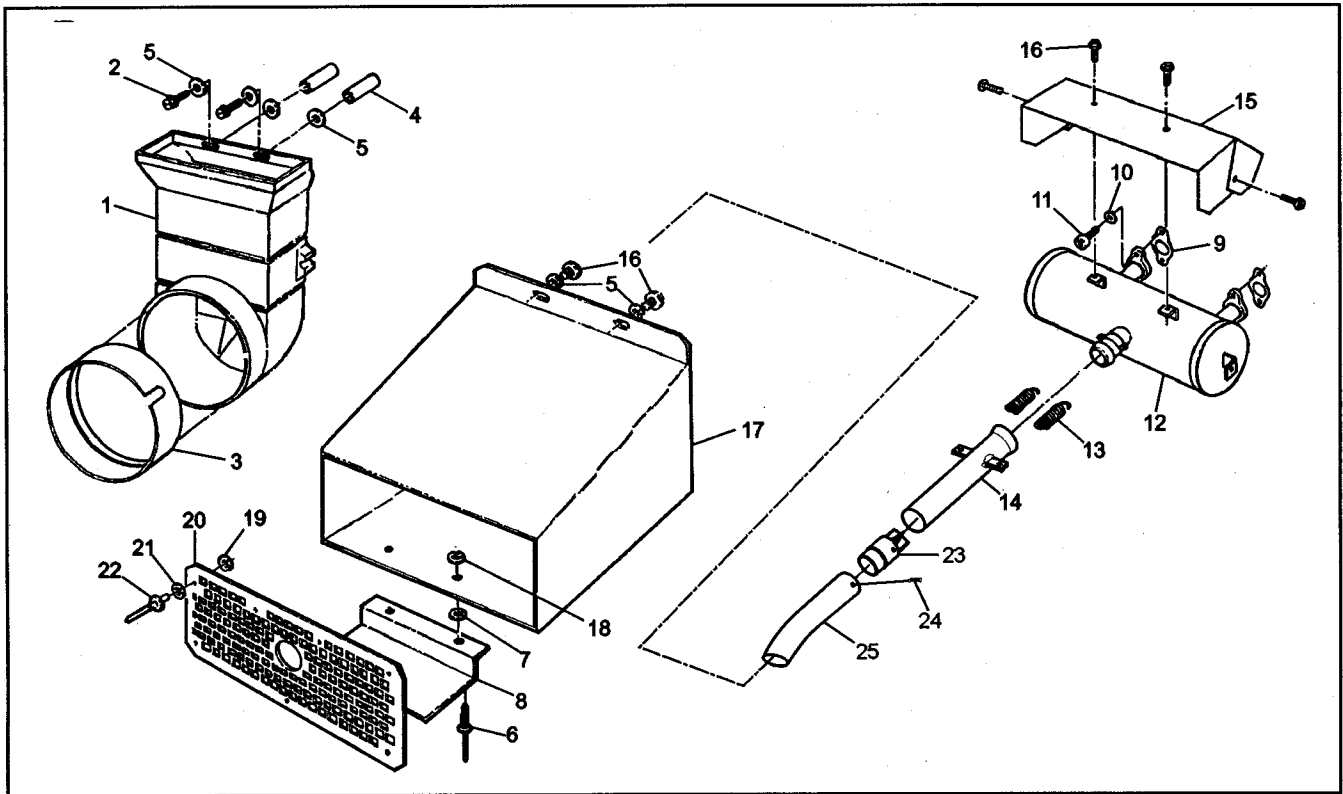


Ref.	Qty.	Part #	Description
1	1	603-81	Duct, Intake
2	2	112-48	Screw, T/S HH#14x2.25 Zinc
3	2	112-19	Screw, IHWH T/C Slot 1/4-20x.5
7	7	120-05	Washer, .195x.50x.040 Zinc
8	1	707-31	Screen, Exhaust
9	7	120-09	Rivet 3/16 x 1
10	7	125-59	Washer, Fibre -.062x.25x.50
11a	4	108-08	Washer, 1/4 SAE Zinc
11b	2	108-08	Washer, 1/4 SAE Zinc
12	2	120-29	Spacer, .261Dx1.12LG
13	2	125-58	Washer, Fibre - W-77F
14	1	707-28	Support, Exhaust Duct
15	2	120-04	Washer, .195x.50x.08 Zinc
17	2	120-13	Rivet - 3/16x5/8
18	1	707-32	Duct, Exhaust
19	1	707-26	Cover, Engine Duct
20	1	707-25	Duct, Engine
21	3	112-19	Screw, IHWH T/C Slot 1/4-20x0.5
23	1	603-82	Seal
25	2	126-57	Spring, Exhaust
26	1	707-15	Muffler
27	4	112-30	SHCS, M8x1.25x20.0 Zinc
28	2	805024	Gasket
30	1	707-05	Manifold, Exhaust
31	4	108-02	Lockwasher, Hi-Collar 5/16, PL

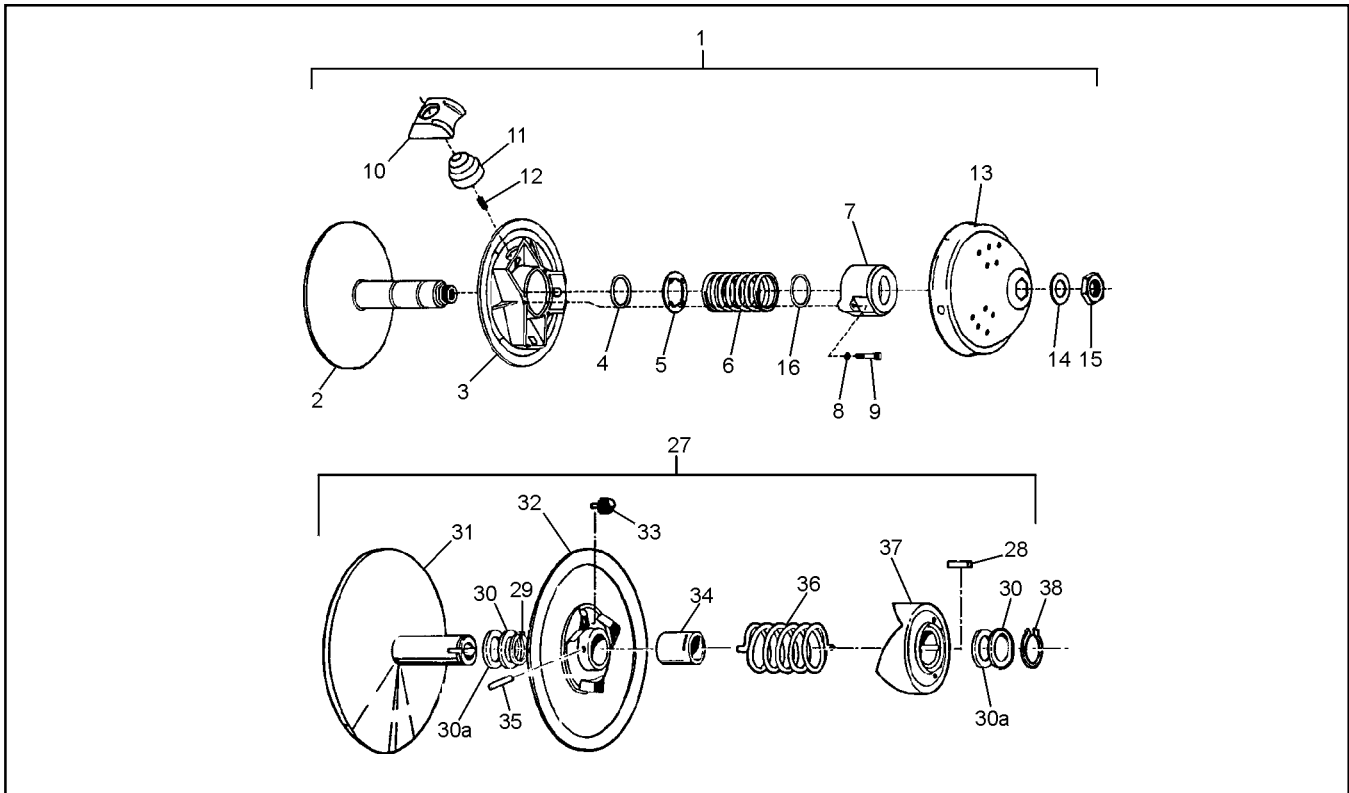
From S/N N13436

## 2.0 Intake and Exhaust System

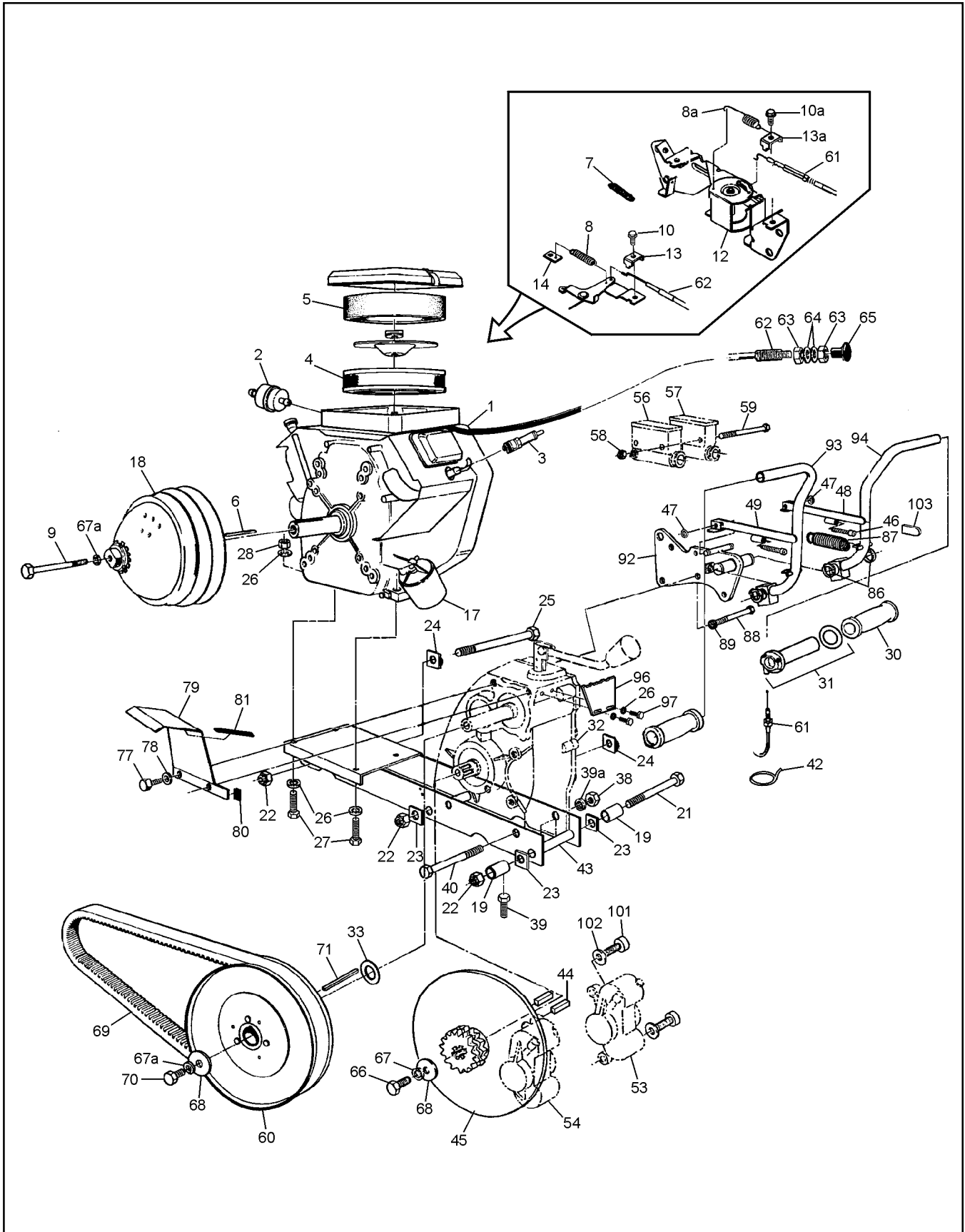
## Vanguard2 Parts Manual



Ref.	Qty.	Part #	Description
1	1	603-81	Duct, Intake
2	2	112-48	Screw, T/S HH#14x2.25 Zinc
3	1	603-82	Seal
4	2	120-29	Spacer, .26 ID x 1.12 LG
5	6	108-08	Washer, .28 x .62 x .04 Zinc
6	2	120-13	Rivet 3/16 x 5/8 - Black
7	2	125-58	Washer, Fibre - W-77F
8	1	707-28	Support, Exhaust Duct
9	2	805024	Gasket
10	4	108-02	Lockwasher 5/16 Hi-Collar Bare
11	4	112-30	SHCS M8x1,25x20mm Zinc
12	1	807-90	Muffler, B&S V-Twin Weld Ass'y
13	2	126-57	Spring, Extension- 7/16x2.14
14	1	807-92	Pipe, Mufflertail - B&S
15	1	807-85	Shield, Muffler Heat
16	6	112-19	Screw, IHWH T/C Slot 1/4-20x1/2
17	1	707-32	Duct, Exhaust
18	2	120-04	Washer .19x.50x.08 Zinc
19	7	120-05	Washer .19x.50x.04 Zinc
20	1	707-31P	Screen, Exhaust
21	7	125-59	Washer, Fibre -.062x.25x.50
22	7	120-09	Rivet 3/16 x 1 - Black
23	1	807-67	Spark Arrester
24	1	112-43	Screw, IHWH # 8 x 3/8
25	1	807-89	Tube, Tailpipe Outlet



Ref.	Qty.	Part #	Description
1	1	127-72	Clutch, Driver, keyed incl Refs. 2 to 15, 0400-0028
2	1	0405-0021	Pulley, Half - Fixed
3	1	0410-0007	Pulley, Half - Sliding
4	1	V08	Ring, Retaining D1400-350
5	1	V09	Plate, Spring Guide
6	1	V10-48-108-18	Spring
7	1	0440-0001	Cover, Spring
8	3	420-2453-700	Lockwasher
9	3	222-9640-66	SHCS
10	3	0130-3002	Block, Red
11	3	C13-200	Slug, Lead 200g
12	3	C24-L1	Spring, Anti-Noise
13	1	0115-0015(B)	Cap
14	1	0080-0153	Washer
15	1	0080-0100	Nut
16	1	V08C	Ring, Retaining
27	1	126-24	Clutch, Driven Model "B" SODB0001(incl. Refs. 28 to 37)
28	1	ASK-5	Key 1/4 x 1/4 x 3/4
29	1	ASR-6	Retaining Ring N1400-150
30	as req	ASA-1	Spacer .050" Thick
30a	as req	ASA-1-S	Spacer .025" Thick
31	1	AFK25.4-250OD01	Pulley, Half - Fixed
32	1	AMC-2- 250OD01	Pulley, Half - Sliding incl. Refs.33,34 and 35
33	3	ANS-2-T	Shoe, Cam
34	1	AMB-2	Bushing, Bronze
35	1	111-01	Pin, Spirol 5/32 x 1.00
36	1	ACS-3-188	Spring, Blue
37	1	AFC-4- C3D4	Cam
38	1	371-9031-000	Retaining Ring



# Vanguard2 Parts Manual

# 4.0 Power Pack Assembly

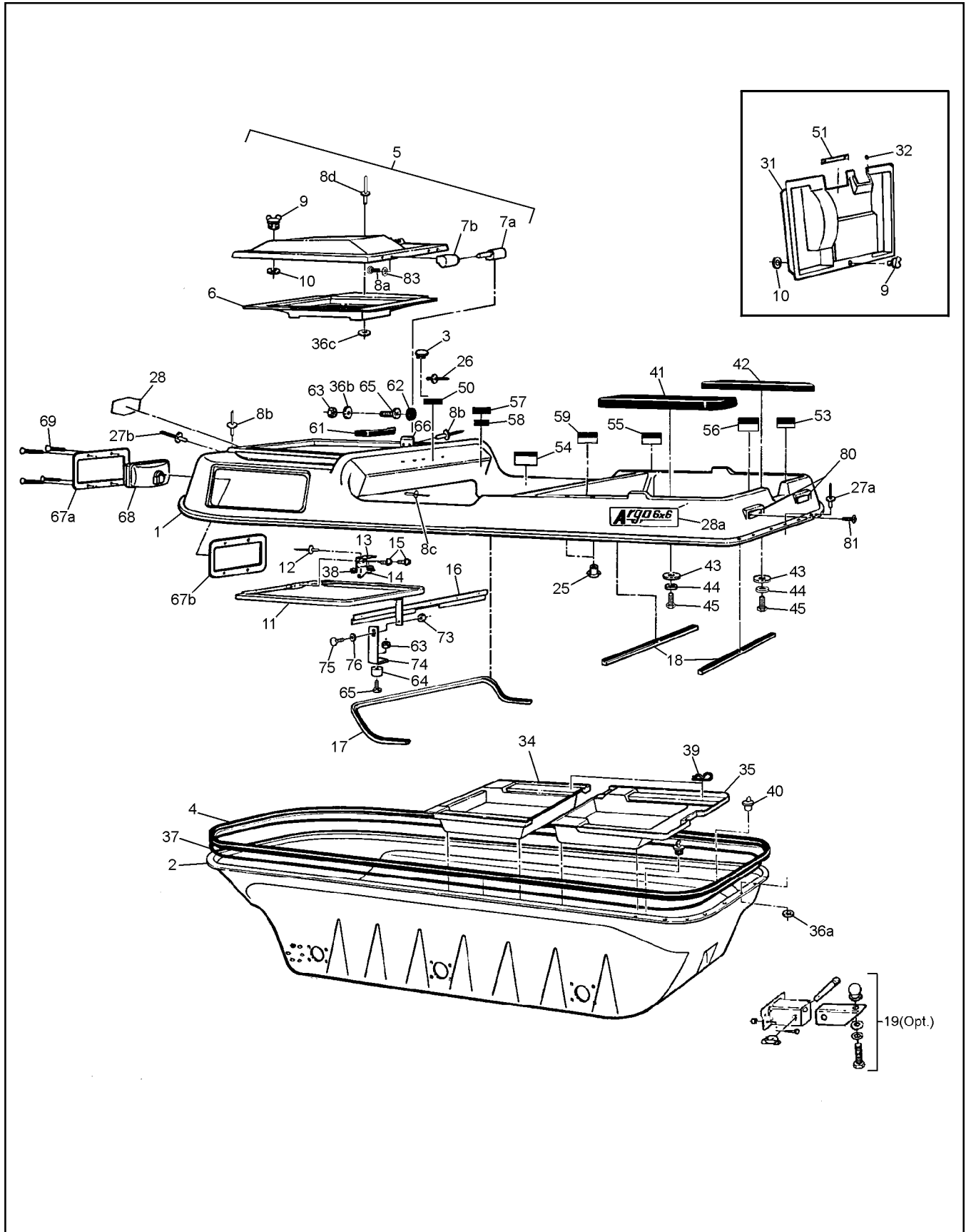
Ref.	Qty.	Part #	Description
1	1	126-52	Engine - Vanguard V-Twin 16 HP (incl. Refs 2-14, 17) B&S #3034471026E1
2	1	125-64	Fuel Filter, G 81-4
3	2	126-74	Spark Plug #3926
4	1	394018	Filter, Air (BS#)
5	1	272490	Element - Foam (BS#)
6	1	110-03	Key 1/4x3/16x2.375 RC46
7	1	805523	Spring, Governor - Green
8	1	125-88	Spring, Return
8a	1	127-49	Spring, Return
9	1	112-28	HHCS, 3/8-24x4.5 GR5 Zinc
10	1	805169	Screw-Hex Head (BS #)
10a	1	805169	Screw-Hex Head (BS #)
13	1	805170	Clamp - Casing (BS #)
13a	1	805170	Clamp - Casing (BS #)
14	1	601-86	Clip, Retainer
17	1	126-95	Filter, Oil
18			<b>See Section 3.0 Clutch</b>
19	2	811-14	Spacer
21	1	112-57	HHCS 5/8-11x10.00 Gr5 Zinc
22	3	117-09	Locknut, Nylon 5/8-11 Zinc
23	3	811-09	Washer, Square .64ID
24	2	811-15	Washer, Square Lock .64ID
25	2	112-58	HHCS 5/8-11x7.50 Gr5 Zinc
26	10	108-24	Washer 5/16 SAE Zinc
27	4	112-27	HHCS 5/16-18x1.75 Gr5 Zinc
28	4	117-21	Locknut, Nylon 5/16-18Zinc
30	2	127-35	Grip, Molded Rubber
31	1	127-81	Throttle Twist Grip
32			<b>See Section 1.0 Transmission</b>
33	as req	108-36	Washer .06x1.00x1.375 Zinc
38	2	117-06	Nut, Fin Hex 1/2-13 Zinc
39	2	103-53	HHCS 3/8-16x3.0 Full Thread
39a	2	108-07	Lockwasher 1/2 Zinc
40	2	103-20	HHCS 1/2-13x6.5 Gr5 Zinc
42	1	100-64	Tie-Wrap
43	1	611-71	Frame-Power Pack Van.
44	4	110-14	Key 1/4x1/4x1.25
45	2	610-76	Brake Disc-#40-2x15Tw/hole

Ref.	Qty.	Part #	Description
46	2	103-69	SHCS 1/4-20x1.50 Zinc
47	2	113-02	O-Ring #106-7147
48	1	810-21	Lever, Assem., Brake - RH
49	1	810-20	Lever, Assem., Brake - LH
53 to 57			<b>See Section 5.0 Brake System</b>
58	2	117-27	Locknut, Nylon 1/4-20 Zinc
59	2	103-66	HHCS 1/4-20x4.00 Gr5 Zinc
60			<b>See Section 3.0 Clutch System</b>
61	1	612-101	Cable Asm, Throttle
62	1	612-92	Cable Asm, Choke incl. 63
63	2		Jam Nut, 5/16-24, Part of 62
64	2	108-24	Washer 5/16 SAE Zinc
65	1	126-75	Knob, Choke - Black
66	2	103-18	HHCS 3/8-24x1.25 Gr5 Zinc
67	2	108-06	Lockwasher, 3/8 S/R, Zinc
67a	1	108-06	Lockwasher, 3/8 S/R, Zinc
67b	1	108-06	Lockwasher, 3/8 S/R, Zinc
68	3	108-18	Washer 13/32x1.375 x 11GA
69	1	125-56	Drive Belt
70	1	103-34	HHCS 3/8-16x1.25 Gr5 Zinc
71	1	110-09	Key 1/4 x 1/4 x 3.0
77	2	103-17	HHCS 3/8-16x1.00 Gr5 Zinc
78	2	108-26	Washer 3/8 Zinc
79	1	603-29	Guard, Belt Protect
80	1	601-92	Vinyl Trim - 1.5"
81	1	601-93	Vinyl Trim - 4.25"
86	4	106-07	Retaining Ring N1400-75
87	2	127-33	Spring, Extension-Strg Lever
88	3	103-55	HHCS 5/16-18x2.75 Gr5 Zinc
89	3	108-05	Lockwasher 5/16 Zinc
92	1	812-01	Bracket Asm., Steering
93	1	812-27	Lever Asm., Steering - LH
94	1	812-26	Lever Asm., Steering - RH
96	1	610-81	Shift Gate, Transmission
97	2	112-01	HHCS 5/16-8x3/4 Gr5 Zn
101	4	103-41	SHCS, 3/8-16x1.25 Zinc
102	4	108-23	Washer 3/8 SAE Gr8 - Dich.
103	2	126-89	Cap, Vinyl - Black



Ref.	Qty.	Part #	Description
1	1	166-01RM	Caliper, Brake - L w/o pads (incl. Refs. 5,6,7,9-12)
2	1	166-02RM	Caliper, Brake - R w/o pads (incl. Refs. 5,6,7,9-12)
3	2	161-01	O-Ring Kit, Caliper (incl. Refs. 5 & 6)
4	2	160-40	SHCS M8x1,25x40 Zinc
5	1		Seal, Rubber - 5mm (see Ref. 3)
6	2		Seal, Piston - 41mm (see Ref. 3)
7	2x2	168-05	Piston 41mm
8	1	170-01	Brake Pad Set (4) - non-asbestos
9	1x2	168-20	Plug, Rubber
10	1x2	168-03	Screw, Bleeding M10x1,0
11	1x2	109-03	Ball, Check - 7/32 dia.
12	2x2	160-41	SHCS M10x1,5x50mm Zinc
13	2x2	168-06	Pin, Cotter 3,2x50mm
14	4	160-44	Bolt, Banjo - M10x1,0x21,0 Zinc
15	8	160-01	Washer, Copper - 1,5x10,0x14,0
16	1x2	163-01	Hose Asm., Hydraulic-310mm
17	1	165-06	Master Cylinder, (incl. Refs 19 to 21, 24 to 28, 63 & 64)
18	1	165-05	Master Cylinder, (incl. Refs 19 to 21, 24 to 28, 63 & 64)
19	2x2	160-42	FHMS M5x0,8x6mm
20	1x2	168-08	Cover
21	1x2	168-09	Cover, Rubber
22			<b>See Section 4.0 Power Pack Assembly</b>
24	1x2	162-02	Spring, Return
25	1x2		Seal, Primary, 19mm (See Ref. 30)
26	1x2	168-10	Piston 19mm dia.
27	1x2		Seal, Secondary, 19mm (See Ref. 30)
28	1x2		Boot, Rubber, (See Ref. 30)
30	1x2	161-25	O-Ring Kit - Master Cylinder (incl. Refs 25, 27 & 28)
31	2	812-13	Pin Asm., Plunger-Adjustable
32	2	812-17	Collar
33	2	112-02	SHSS 10-24x1/4 Knurl Cup Pt., PL
34		126-19	Fluid, Brake-Silicon Dot 5 - .35L
37	1	668-03	Brake Cooling Kit-Van2 37
38	1	100-62	Switch, Light
39		125-92	Adpt. & Mounting Kit (incl. Refs. 43 to 50)
40	1	125-91	Blower Fan
41	4	120-13	Rivet 3/16" x 5/8"
42	1	613-05	Wire Harness
43	1		Mounting Bracket
44	1		Nut, #10-32
45	1	See 125-92 above	Lockwasher, 3/16"
46	1		Screw, #10-32 x 2"
47	2		Nut, 1/4-20
48	2		Lockwasher, 1/4"
49	2		Screw, 1/4-20 x 5/8"
50	1		Adaptor, 3" dia.
52	3	125-35	Clamp, Gear 3.50" HF-52
53	1	127-44	Hose, Intake 3" dia. x 46"
54	1	601-89	Intake Flange (specify clr)
55	1	126-61	Intake Screen
56	4	112-56	Pan HD Phil T/S #10x3/4 A Zinc
57	1	127-39	Brake Cooling Duct
58	4	108-03	Lockwasher 1/4 Split Ring
59	4	112-19	Screw, IHWH T/C Slot 1/4-20x1/2
60	1	668-11	Mounting Bracket - Duct
61	1	118-02	Terminal, Male - #76-1251
62	1	118-03	Terminal, Female - #76- 1289
63	1x2	160-03	O-ring, Oil Window
64	1x2	168-14	Oil Window, Master Cylinder



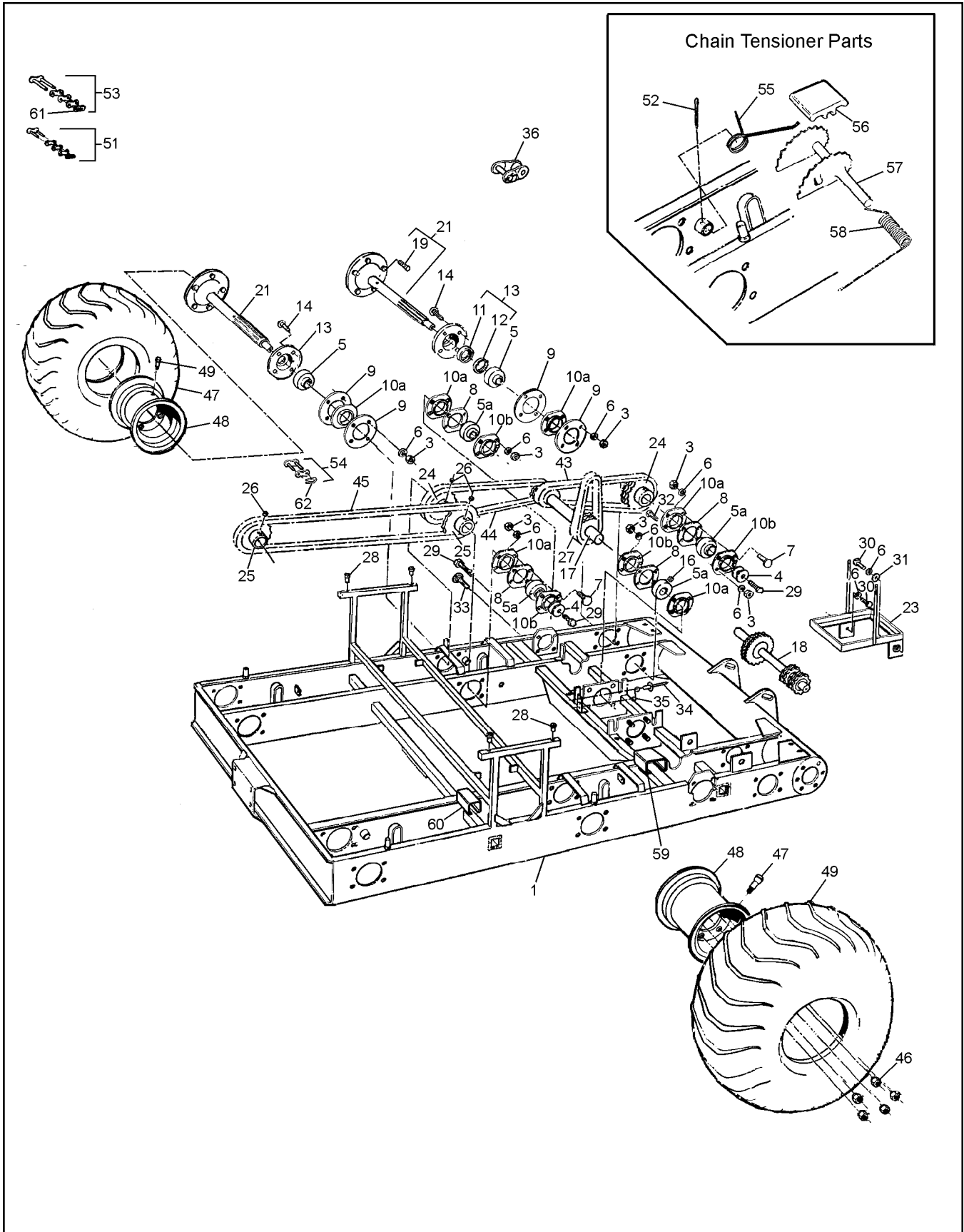


# Vanguard2 Parts Manual

# 6.0 Vehicle Body & Firewall

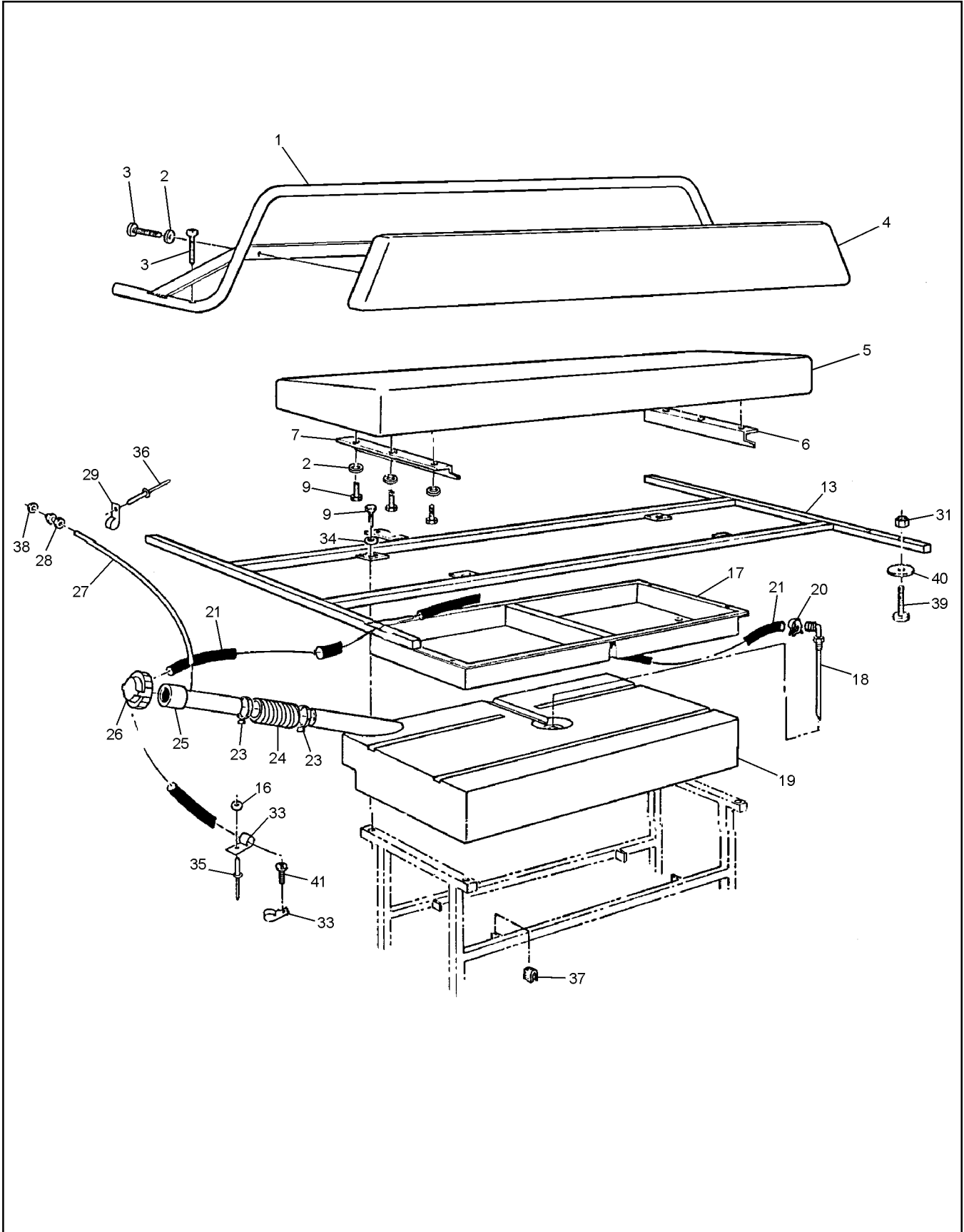
Ref.	Qty.	Part #	Description
1	1	601-32	Body + Hood, Upper - VAN2, spec. clr., (incl. Ref 5, 11, 12, 13, 14, 15, 38)
2	1	603-92BL	Body, Lower - 6x6, Black
3	1	127-28	Plug, Nylon - Black
4	1	601-05	Bumper, Vinyl - 6 x 6
5	1	602-37	Hood Kit, Van2, specify colour
6	1	801-47	Duct, Intake Transition, specify colour
7a	2	127-45A	Pin, Hinge
7b	2	127-45B	Knuckle, Hinge
8a	8	103-47	HHCS 10-24 x 1/2
8b	7	120-13	Rivet 3/16 x 5/8
8c	5	120-13	Rivet 3/16 x 5/8
8d	5	120-09	Rivet 3/16 x 1
9	1	126-10	Wing Stud
10	1	126-09	Grommet, Alum, #GH-7
11	1	602-24	Hood Support Assembly
12	2	120-15	Rivet 1/8 x 7/16
13	1	601-69	Spring Plate
14	1	126-11	Spring
15	2	112-19	Screw, IHWH T/C Slot 1/4-20 x 0.5"
16	1	602-29	Brace, Dash
17	1	601-08	Vinyl Trim, 84"
18	2	601-09	Vinyl Trim, 28"
19	1	626-10	Hitch Kit (Opt.)
25	4	117-44	T-Nut 1/4-20 PL
26	38	120-24	Rivet, Alum, 3/32x3/8-all plates
27a	46	120-09	Rivet, 3/16 x 1
27b	25	120-09	Rivet, 3/16 x 1
28	1	601-44	Nameplate, "ARGO"
28a	2	127-41	Nameplate, 6x6 Vanguard2
31	1	609-33	Firewall Asm. (incl 9, 10, 26, 32, 51)
32	1	125-84	Grommet, Rubber
34	1	803-02	Floor Pan, Front, specify colour
35	1	603-03	Floor Pan, Rear 6x6, specify colour

Ref.	Qty.	Part #	Description
36a	46	120-04	Washer, .195x.50x.08 Zinc
36b	2	120-05	Washer, .195x.50x.04 Zinc
36c	5	120-04	Washer, .195x.50x.08 Zinc
37	1	126-60	Vinyl Strip 1/2"x1/4"x37.5'
38	2	120-05	Washer, .19x.50x.04 Zinc
39	4	100-16	Clip, Hitch Pin 1.625 Zinc
40	2	100-18	Plug, Drain 5/8" x 13/32"
41	1	601-03	Seat, Rear LH - 6x6
42	1	601-02	Seat, Rear RH - 6x6
43	2	603-15	Washer, Plastic
44	2	108-01	Washer, Fender 1/4 SAE Zinc
45	2	103-08	HHCS 1/4-20 x 1.00 Zinc
50	1	127-97	Plate, Caution - Keyswitch
51	1	126-65	Shifting Plate
53	1	126-67	Floor Pan Plate
54	1	126-68	Operation Plate
55	1	126-69	Fuel Plate
56	1	127-76	Plate, Capacity - Land/Water
57	1		Vehicle ID Plate
58	1		U.S. Plate, Non U.S. Argos only
59	1	127-51	Plate, Capacity - 6x6
61	1	125-41	Dash Handle, incl. 62
62	2		Plug cap, avail. only with 61
63	3	117-10	Locknut, Nylon #10-24 Zinc
64	1	126-88	Bumper, Rubber
65	3	103-25	PHMS #10-24 x 3/4" Zinc
66	1	602-38	Clip, Hood
67a	2	613-75	Bezel, Headlamp
67b	2	613-76	Bracket, Headlight Backing
68			<b>See Section 9.0 Electrical System</b>
69	8	103-24	OHPS T/S #6 x 1.00 Black
73	1	117-15	Nut, Fin. Hex 3/8-16 Zinc
74	1	602-27	Support, Adjustable
75	1	103-89	C/Bolt 3/8-16 x .75 Gr2 Zinc
76	1	108-06	Lockwasher, 3/8 S/R, Zinc
80	2	127-01	Reflector, Red
81	4	103-48	Pan HD Phil T/S #10x5/8 A Zinc
83	8	108-59	Lockwasher, #10 Int. tooth, Zinc



Ref.	Qty.	Part #	Description
1	1	606-60	Frame Asm - 6x6
3	64	117-15	Nut, Fin Hex 3/8-16 Zinc
4	12	108-46	Washer .40x1.37x.12 Hi-Carbon
5	6	101-35	Bearing, Ball - 1.25
5a	10	101-41	Bearing, Ball - 1.0
6	66	108-06	Lockwasher 3/8 Zinc
7	22	103-88	C/Bolt 3/8-16x1.0 GR5 Zinc
8	10	605-99	Gasket, Flange - Inner
9	12	605-89	Gasket,Outer Bearing Flange
10a	16	605-63	Flange - 4-hole
10b	10	101-20	Flange Greasable - 4 Hole
11	6	102-14	Seal, Oil 1.25x1.75x0.188
12	6	102-15	Seal, Oil 1.25x1.874x0.25
13	6	605-97	Flange Assem, Outer (incl. Refs. 11 & 12)
14	24	112-39	C/Bolt 3/8-16x1.75 GR5 Zinc
16	4	112-60	SHSS 1/4x28x1/2 Cup Pt.
17	1	606-30	Idler Asm. - L4x11T 2x24T
18	1	606-31	Idler Asm. - R4x11T 2x24T
19	5x6	103-80	Stud, Wheel 7/16-20 x 1.125 #B271
21	6	810-75	Axle Assembly (incl. Ref. 19)
23	1	604-84	Frame Assembly, Battery
24	4	810-28	Sprocket, Double - 24T
25	4	606-34	Sprocket - S60x19T
26	6	112-03	SHSS 5/16-18x3/8 1/2 DOG, PL
27	2	603-22	Chain, Idler RC40-2 x 46P (incl. Ref 51)
28	4	117-64	Insert, 1/4-20
29	10	112-31	HHCS 3/8-16 x 1.0 2B GR8 Zinc
30	2	112-14	HHCS 3/8-16x.75 GR5 Zinc
31	1	108-15	Washer 3/8 SAE Zinc
32	2	103-82	HHCS 3/8-16x1.5 GR5 Zinc
33	4	112-61	C/Bolt 3/8-16x1.25 GR5 Zinc
34	2	120-15	Rivet 1/8x7/16
35	1	126-11	Spring
36		127-80	Link, Half - RC60 - 1 (opt.)
43	2	603-17	Chain RC50 - 2x42P - Front (incl. Ref 53)
44	2	603-26	Chain RC50 - 2x76P - Mid (incl. Ref 53)
45	2	603-83	Chain RC60 - 1x88P - Rear (incl. Ref 54)
46	5x6	117-35	Nut, Wheel 7/16-20 Zinc
47	6	125-26	Valve, Tire
48	6	125-13C	Rim - 8x7 - 5 bolt - Charcoal
49	6	126-96	Tire, Goodyear Runamuk 22x10-8
51	1x2	100-97	Con. Link, RC40-2 H.D.
52	4	100-01	Pin, Cotter 1/8 x 1.50 Zinc
53	1x4	100-96	Con. Link, RC50-2 H.D.
54	1x2	603-84	Con. Link, RC60-1 STD.
55	4	127-65	Spring Torsion - 1.16x0.35
56	4	606-39	Slider Block - 1/2" Shaft
57	4	606-35	Tensioner Asm, Chain
58	4	127-64	Spring, Torsion - .76 x 1.9
59	2	606-41	Slide, Chain - 2"
60	2	606-42	Slide, Chain - 1.25"
61	6	603-95	Spring Clip - RC 50 Closed
62	4	603-96	Spring Clip - RC 60 Closed

# 8.0 Fuel System & Seat Assembly Vanguard2 Parts Manual

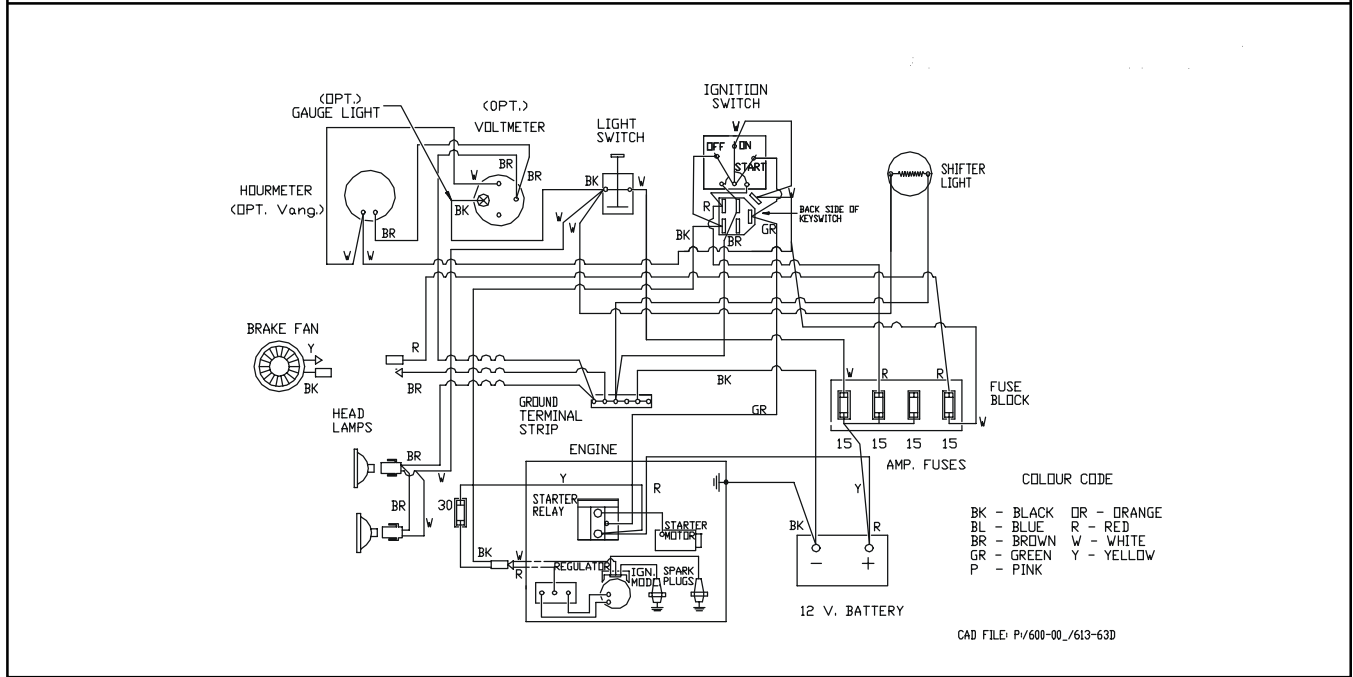
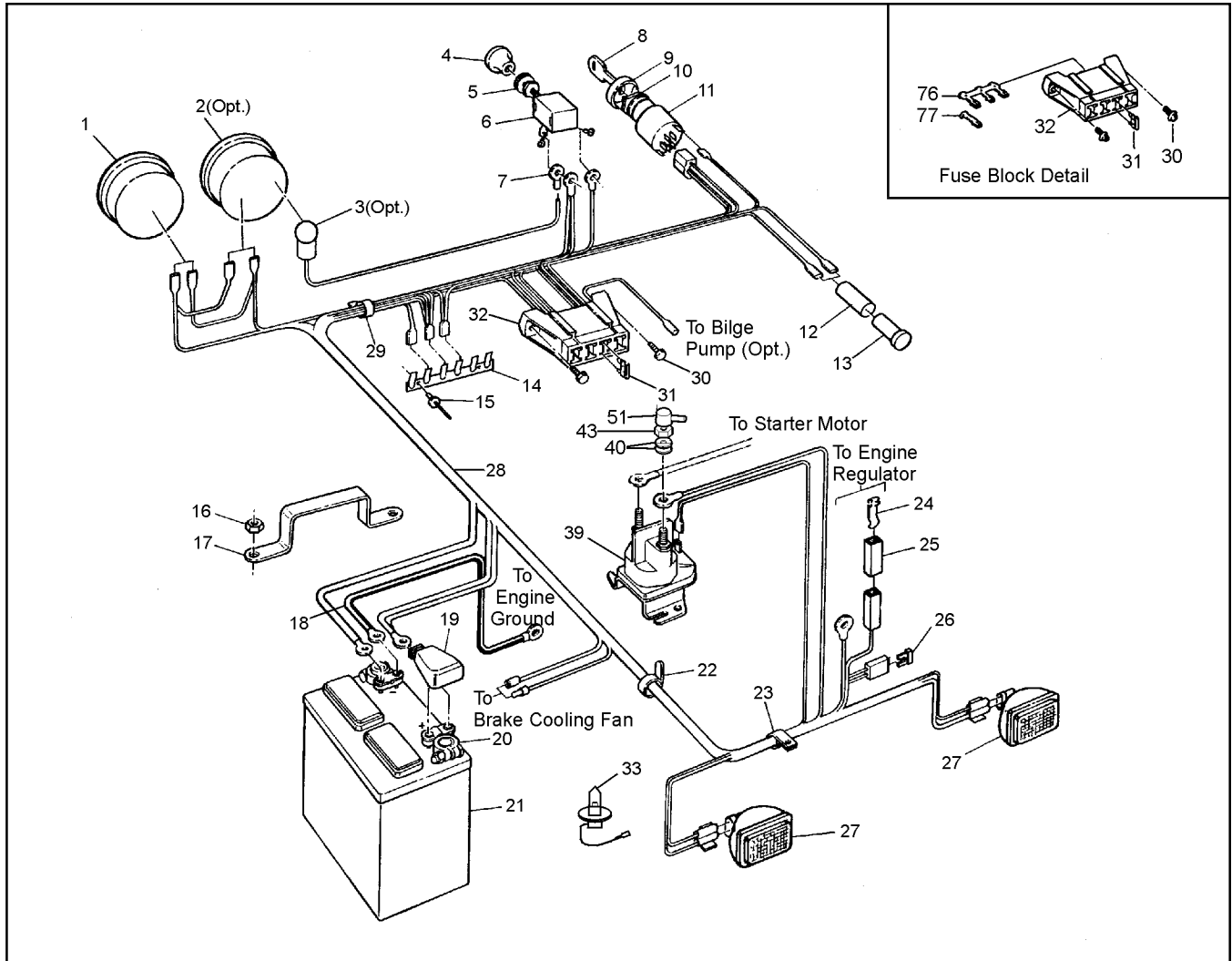


# Vanguard2 Parts Manual 8.0 Fuel System & Seat Assembly

Ref.	Qty.	Part #	Description
1	1	803-50	Handrail Assembly
2	4	108-03	Lockwasher, 1/4 split ring Zinc
3	6	112-41	PHMS, PHIL 1/4-20x1.250 Zinc
4	1	608-39	Back Pad Assembly
5	1	608-43	Seat, Bench
6	1	608-30	Angle, Left
7	1	608-31	Angle, Right
9	10	112-04	HHCS 1/4-20x3/4 Gr2 Zinc
10	6	108-03	Lockwasher 1/4 split ring Zinc
13	1	804-17	Frame Assembly, Seat
16	3	120-04	Washer, .195x.50x.08 Zinc
17	1	608-32	Tool Box
18	1	608-28	Pickup Assembly, Fuel (see Ref. 19)
19	1	608-24	Tank, Fuel 32 litre (incl. Ref. 18)
20	2	112-79	Clamp, Hose, 1/2" - Black
21	1	608-42	Fuel Hose, 110"
23	2	100-12	Clamp, Gear 2.25" HF36
24	1	125-94	Hose, Filler
25	1	126-47	Fuel Neck Assembly
26	1	126-46	Cap, Fuel
27	1	126-77	Hose, Vent 93" 6x6
28	1	126-50	Male Connector, 1/4"
29	4	126-94	Clamp, Nylon Wire, 1/4" ID
30	4	112-04	HHCS 1/4-20 x 3/4 Gr2 Zinc
31	12	117-10	Locknut, Nylon #10-24 Zinc
33	4	126-93	Clamp, Nylon Wire, 1/2" ID
34	4	108-08	Washer, .28 x .62 x .04 Zinc
35	3	120-09	Rivet, 3/16 x 1
36	6	120-13	Rivet, 3/16 x 5/8
37	4	702-06	Foam Cushion
38	1	117-54	Locking PAL Nut, 1/2-20 Zinc
39	12	112-07	RHMS, 10-24 x 1.25 Zinc
40	12	108-42	Washer, .062 x 7/32 x 1.00 Zinc
41	1	103-48	T/S Pan HD Phil #10-5/8 A Zinc

# 9.0 Electrical System

# Vanguard2 Parts Manual



Ref.	Qty.	Part #	Description
1	1	632-15	Hourmeter #56458-10 (#876EM)
2	1	633-10	Voltmeter #07583-15 (#830EM) (opt.)
3	2	634-10	Light Kit, #06215-00 5/8" dia, see Ref. 32 & 33 (opt.)
4	1	126-76	Knob, Light
5	1	108-55	Lockwasher 7/16 Ext. Tooth
6	1	100-62	Switch, Light
7	1	118-30	Terminal, Eye - #10
8	2	127-108	Key,molded
9	1	127-107	Cover, nut
10	1	127-106	Nut, flanged - plastic
11	1	127-105	Switch - Egnition
12	1	118-48	Heat Shrink
13	1	634-08	Light, Indicator
14	1	613-37	Terminal Strip, Ground
15	2	120-15	Rivet 1/8 x 7/16
16	2	117-21	Locknut, Nylon 5/16-18 Zinc
17	1	604-52	Bracket, Battery Retaining
18	1	613-14	Ground Wire
19	1	127-55	Cap, Battery Terminal - Red
20	2	127-56	Terminal, Battery Post
21	1	127-54	Battery
22	8	100-64	Tie Wrap - 5.5" - Black
23	10	126-93	Clamp, Nylon Wire - 1/2" ID
24	1	118-56	Contact
25	1	118-57	Connector Housing
26	1	118-51	Fuse, 30A 2-prong (AT030)
27	2	613-69	Headlamp, Halogen (incl. Ref. 33)
28	1	613-63	Wire Harness
29	1	127-24	Clamp, Nylon - 1" ID
30	2	112-51	Screw, IHWH T/C #10-24x5/8
31	4	118-49	Fuse, 15 A 2-prong (AT015)
32	1	118-60	Block Fuse - 8 position (4 fuse)
33	2	127-46	Bulb, Headlight - Halogen
39	1	613-68	Starter Relay
40	5	108-03	Lockwasher 1/4 Zinc
43	2	117-20	Nut, Fin. Hex 1/4-20 Zinc
51	1	613-45	Insulator, Terminal (6 ga.)
76	1	118-63	Terminal, Fuse - Triple
77	5	118-62	Terminal, Fuse - Single



# **ARGO** Products Manufactured by:

## **Ontario Drive & Gear Limited**

P.O. Box 280, 220 Bergey Court

New Hamburg, Ontario

Canada N0B 2G0

Phone: (519) 662-2840

Fax: (519) 662-2421

**ODG** *Dedicated to quality and performance*